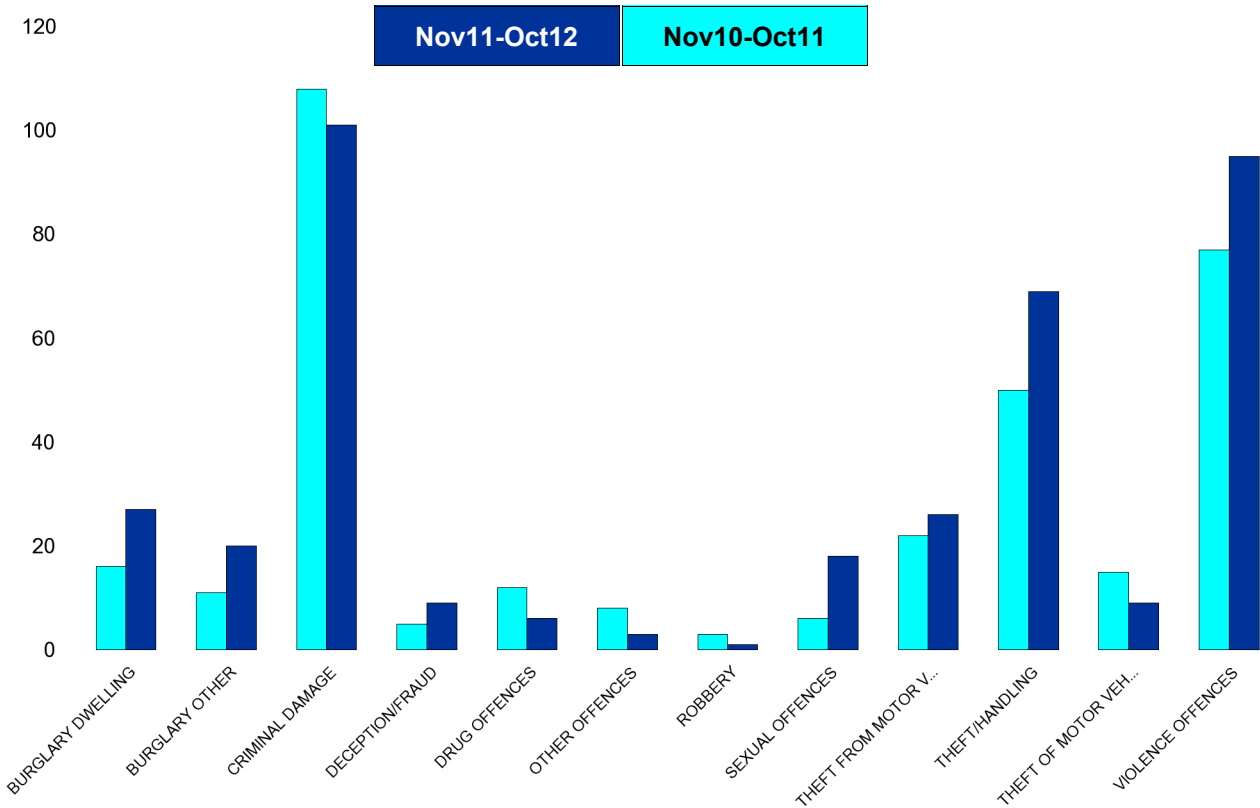


A6 Towns Forum Report

K006 & K007 Desborough - Crime

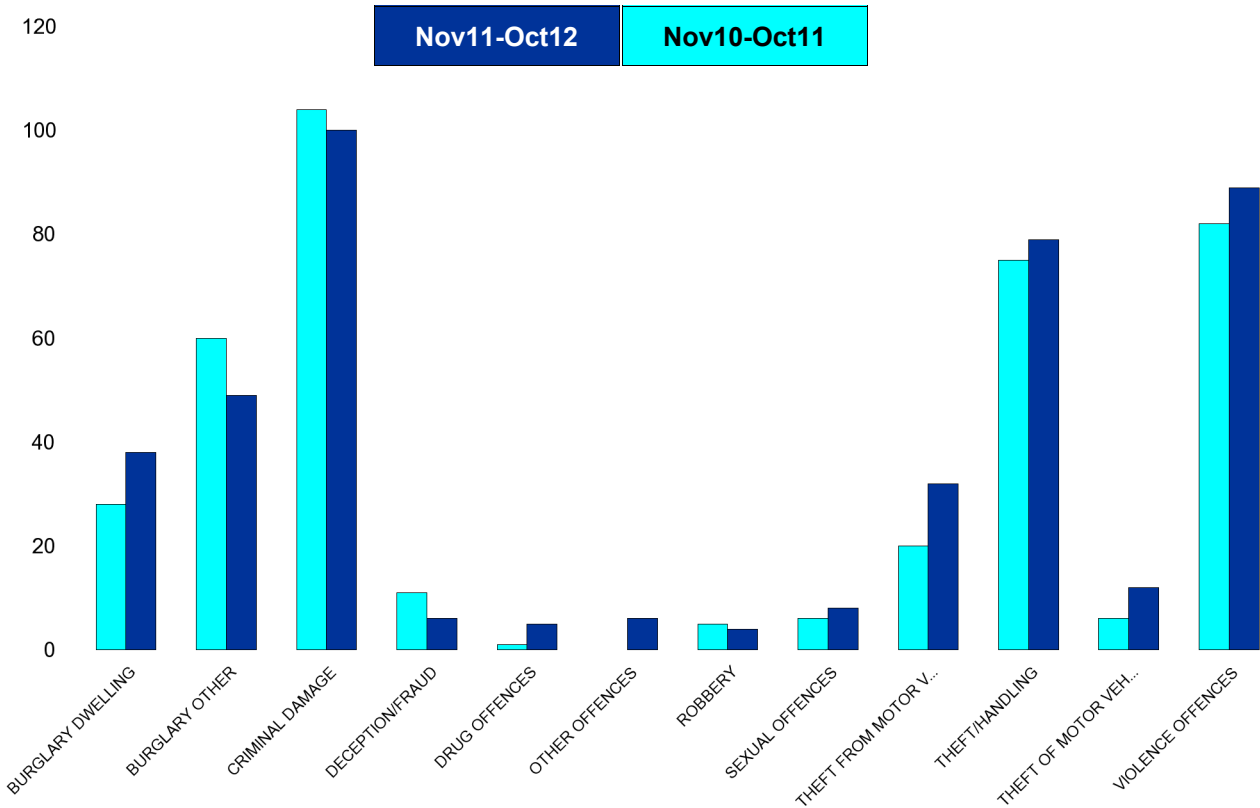
HO Group	No of Crimes (Nov11-Oct12)	No of Crimes (Nov10-Oct11)	+/- Crime	% Change	No of Cleared Up Crimes	Detection Rate (Past 12 Months)
BURGLARY DWELLING	27	16	11	69%	0	0%
BURGLARY OTHER	20	11	9	82%	3	15%
CRIMINAL DAMAGE	101	108	-7	-6%	19	19%
DECEPTION/FRAUD	9	5	4	80%	7	78%
DRUG OFFENCES	6	12	-6	-50%	4	67%
OTHER OFFENCES	3	8	-5	-63%	2	67%
ROBBERY	1	3	-2	-67%	1	100%
SEXUAL OFFENCES	18	6	12	200%	14	78%
THEFT FROM MOTOR VEHICLES	26	22	4	18%	2	8%
THEFT/HANDLING	69	50	19	38%	16	23%
THEFT OF MOTOR VEHICLES	9	15	-6	-40%	2	22%
VIOLENCE OFFENCES	95	77	18	23%	35	37%
Sum:	384	333	51	15%	105	27%



A6 Towns Forum Report

K012 Rothwell - Crime

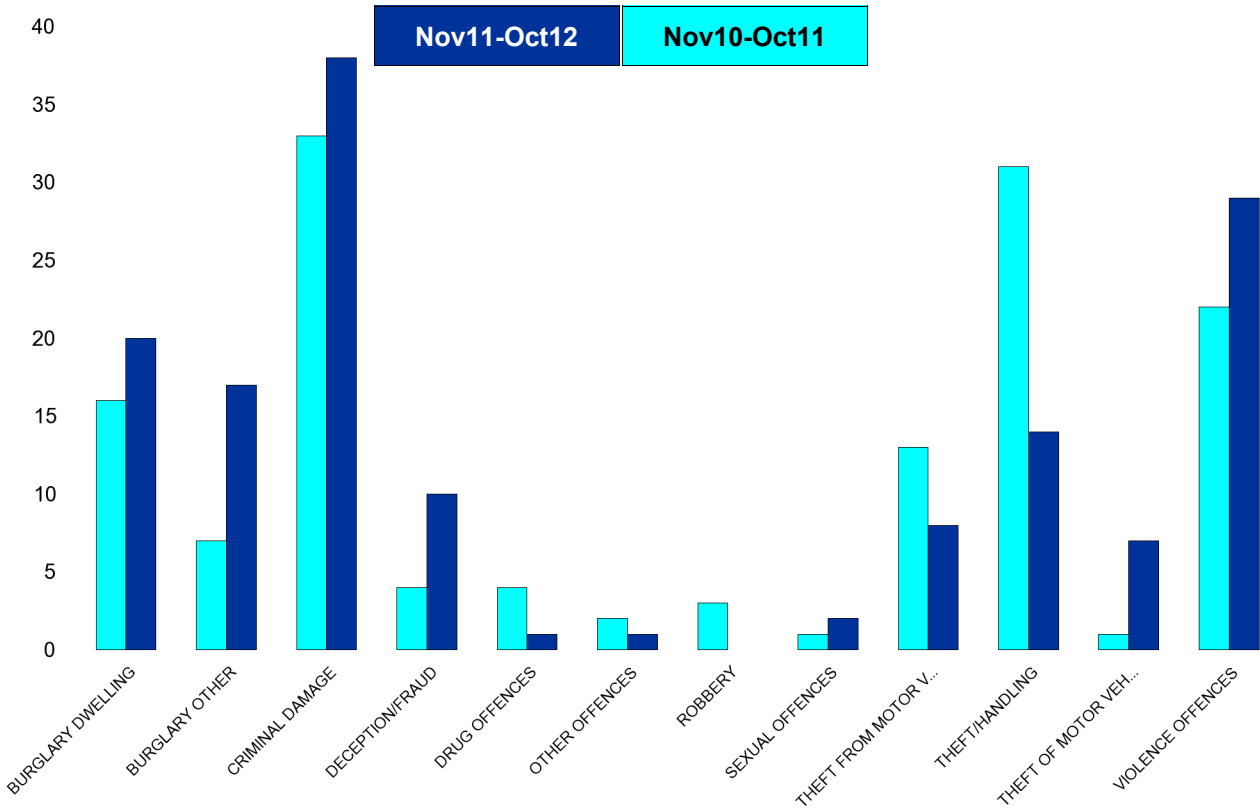
HO Group	No of Crimes (Nov11-Oct12)	No of Crimes (Nov10-Oct11)	+/- Crime	% Change	No of Cleared Up Crimes	Detection Rate (Past 12 Months)
BURGLARY DWELLING	38	28	10	36%	6	16%
BURGLARY OTHER	49	60	-11	-18%	4	8%
CRIMINAL DAMAGE	100	104	-4	-4%	15	15%
DECEPTION/FRAUD	6	11	-5	-45%	4	67%
DRUG OFFENCES	5	1	4	400%	5	100%
OTHER OFFENCES	6	0	6	0%	4	67%
ROBBERY	4	5	-1	-20%	2	50%
SEXUAL OFFENCES	8	6	2	33%	1	13%
THEFT FROM MOTOR VEHICLES	32	20	12	60%	1	3%
THEFT/HANDLING	79	75	4	5%	20	25%
THEFT OF MOTOR VEHICLES	12	6	6	100%	1	8%
VIOLENCE OFFENCES	89	82	7	9%	37	42%
Sum:	428	398	30	8%	100	23%



A6 Towns Forum Report

K003 Barton - Crime

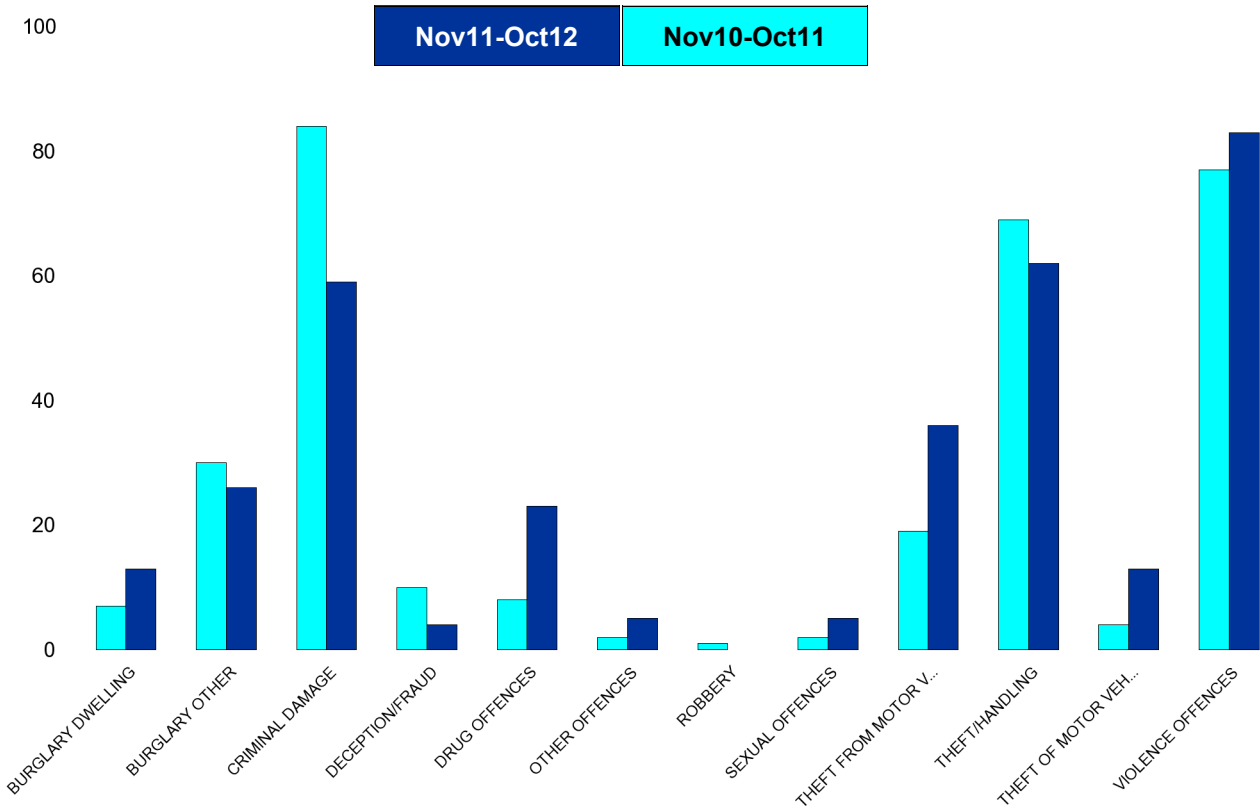
HO Group	No of Crimes (Nov11-Oct12)	No of Crimes (Nov10-Oct11)	+/- Crime	% Change	No of Cleared Up Crimes	Detection Rate (Past 12 Months)
BURGLARY DWELLING	20	16	4	25%	3	15%
BURGLARY OTHER	17	7	10	143%	0	0%
CRIMINAL DAMAGE	38	33	5	15%	2	5%
DECEPTION/FRAUD	10	4	6	150%	2	20%
DRUG OFFENCES	1	4	-3	-75%	1	100%
OTHER OFFENCES	1	2	-1	-50%	0	0%
ROBBERY	0	3	-3	-100%	0	0%
SEXUAL OFFENCES	2	1	1	100%	0	0%
THEFT FROM MOTOR VEHICLES	8	13	-5	-38%	9	113%
THEFT/HANDLING	14	31	-17	-55%	0	0%
THEFT OF MOTOR VEHICLES	7	1	6	600%	1	14%
VIOLENCE OFFENCES	29	22	7	32%	13	45%
Sum:	147	137	10	7%	31	21%



A6 Towns Forum Report

K005 Burton Latimer - Crime

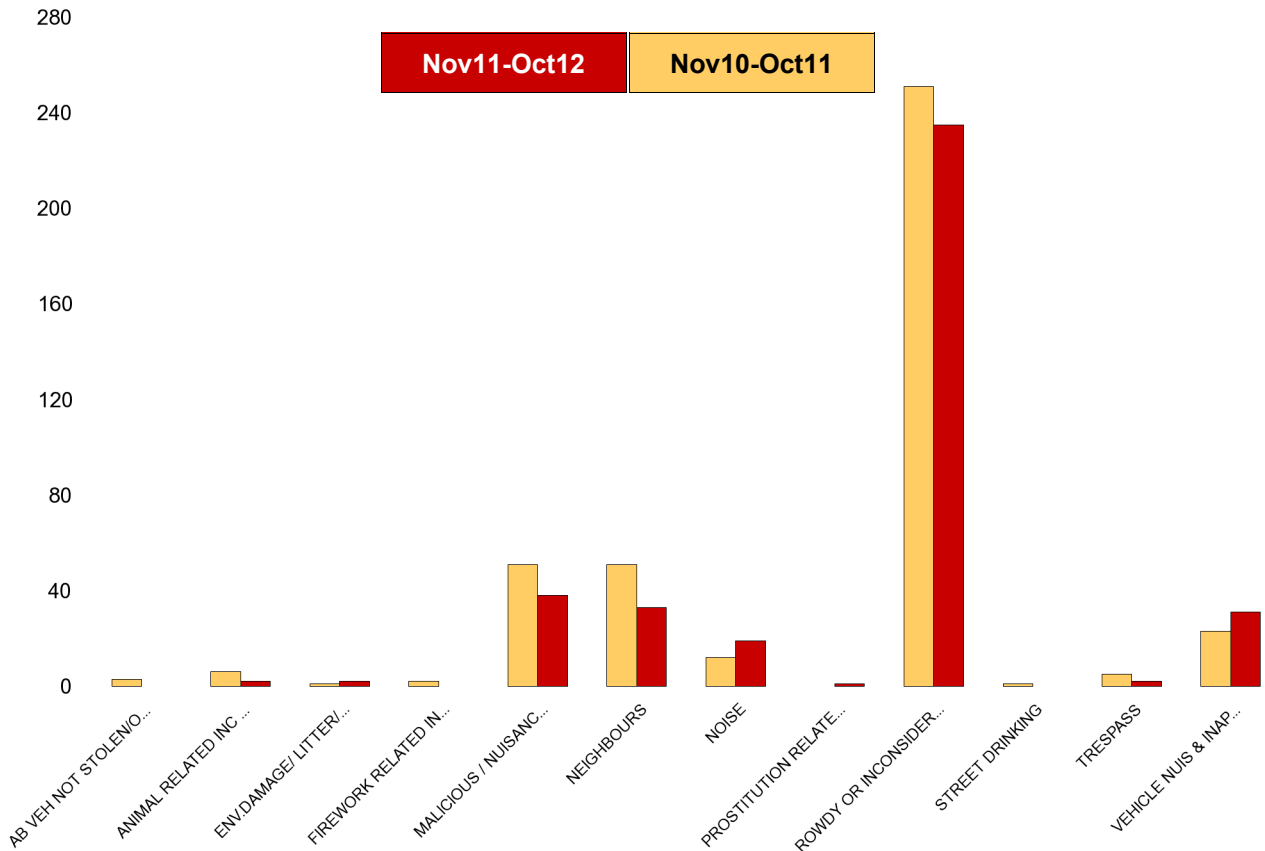
HO Group	No of Crimes (Nov11-Oct12)	No of Crimes (Nov10-Oct11)	+/- Crime	% Change	No of Cleared Up Crimes	Detection Rate (Past 12 Months)
BURGLARY DWELLING	13	7	6	86%	1	8%
BURGLARY OTHER	26	30	-4	-13%	3	12%
CRIMINAL DAMAGE	59	84	-25	-30%	5	8%
DECEPTION/FRAUD	4	10	-6	-60%	1	25%
DRUG OFFENCES	23	8	15	188%	20	87%
OTHER OFFENCES	5	2	3	150%	4	80%
ROBBERY	0	1	-1	-100%	0	0%
SEXUAL OFFENCES	5	2	3	150%	0	0%
THEFT FROM MOTOR VEHICLES	36	19	17	89%	0	0%
THEFT/HANDLING	62	69	-7	-10%	16	26%
THEFT OF MOTOR VEHICLES	13	4	9	225%	1	8%
VIOLENCE OFFENCES	83	77	6	8%	33	40%
Sum:	329	313	16	5%	84	26%



A6 Towns Forum Report

K006 & K007 Desborough ASB

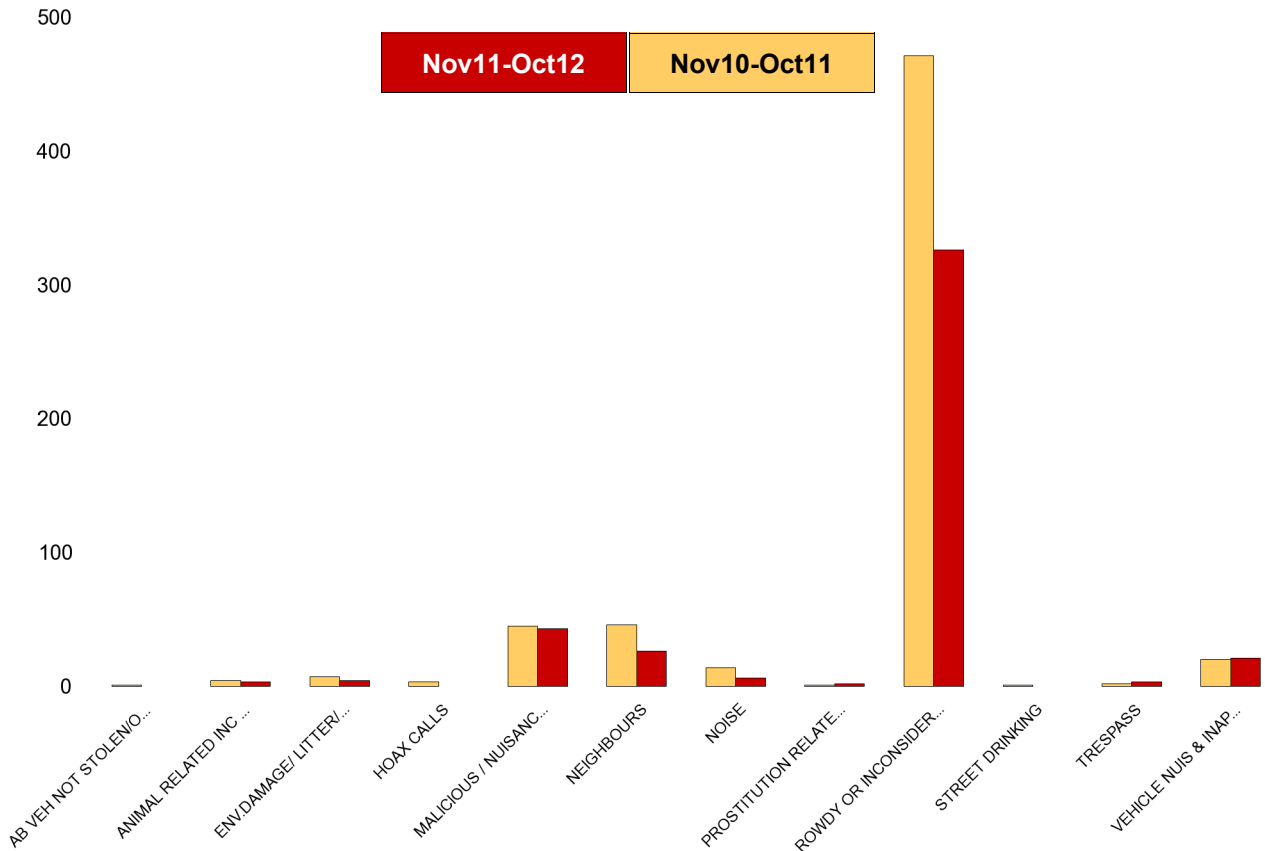
NSIR Closing Cat. 1 Desc	No of Incidents (Nov11-Oct12)	No of Incidents (Nov10-Oct11)	+/- Incidents	% Change Incidents
AB VEH NOT STOLEN/OBSTRUCT	0	3	-3	-100%
ANIMAL RELATED INC ANTI-SOCIAL	2	6	-4	-67%
ENV.DAMAGE/ LITTER/ NEEDLES	2	1	1	100%
FIREWORK RELATED INCIDENTS	0	2	-2	-100%
MALICIOUS / NUISANCE COMMS	38	51	-13	-25%
NEIGHBOURS	33	51	-18	-35%
NOISE	19	12	7	58%
PROSTITUTION RELATED ACTIVITY	1	0	1	0%
ROWDY OR INCONSIDERATE BEHAV	235	251	-16	-6%
STREET DRINKING	0	1	-1	-100%
TRESPASS	2	5	-3	-60%
VEHICLE NUIS & INAPPROP VEH US	31	23	8	35%
Sum:	363	406	-43	-11%



A6 Towns Forum Report

K012 Rothwell ASB

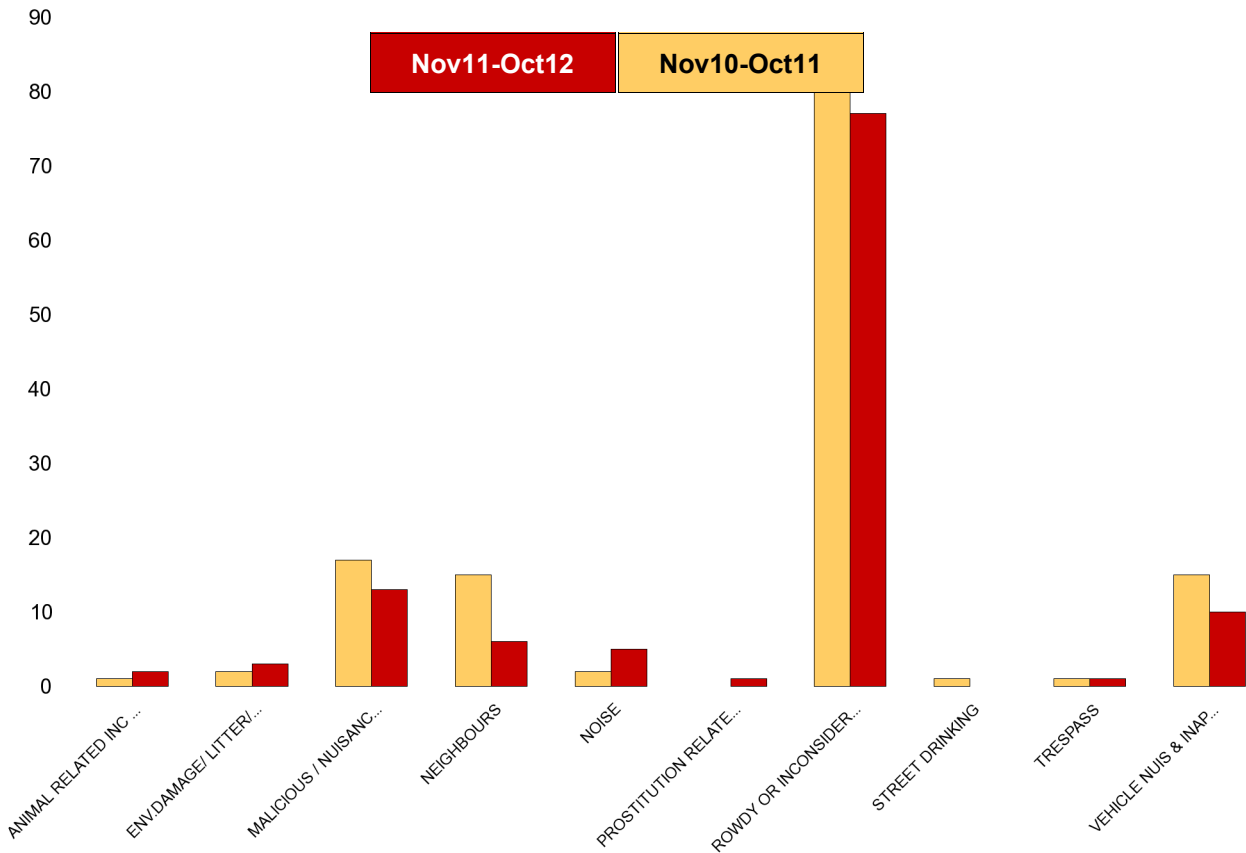
NSIR Closing Cat. 1 Desc	No of Incidents (Nov11-Oct12)	No of Incidents (Nov10-Oct11)	+/- Incidents	% Change Incidents
AB VEH NOT STOLEN/OBSTRUCT	0	1	-1	-100%
ANIMAL RELATED INC ANTI-SOCIAL	3	4	-1	-25%
ENV.DAMAGE/ LITTER/ NEEDLES	4	7	-3	-43%
HOAX CALLS	0	3	-3	-100%
MALICIOUS / NUISANCE COMMS	43	45	-2	-4%
NEIGHBOURS	26	46	-20	-43%
NOISE	6	14	-8	-57%
PROSTITUTION RELATED ACTIVITY	2	1	1	100%
ROWDY OR INCONSIDERATE BEHAV	326	471	-145	-31%
STREET DRINKING	0	1	-1	-100%
TRESPASS	3	2	1	50%
VEHICLE NUIS & INAPPROP VEH US	21	20	1	5%
Sum:	434	615	-181	-29%



A6 Towns Forum Report

K003 Barton ASB

NSIR Closing Cat. 1 Desc	No of Incidents (Nov11-Oct12)	No of Incidents (Nov10-Oct11)	+/- Incidents	% Change Incidents
ANIMAL RELATED INC ANTI-SOCIAL	2	1	1	100%
ENV.DAMAGE/ LITTER/ NEEDLES	3	2	1	50%
MALICIOUS / NUISANCE COMMS	13	17	-4	-24%
NEIGHBOURS	6	15	-9	-60%
NOISE	5	2	3	150%
PROSTITUTION RELATED ACTIVITY	1	0	1	0%
ROWDY OR INCONSIDERATE BEHAV	77	80	-3	-4%
STREET DRINKING	0	1	-1	-100%
TRESPASS	1	1	0	0%
VEHICLE NUIS & INAPPROP VEH US	10	15	-5	-33%
Sum:	118	134	-16	-12%



A6 Towns Forum Report

K005 Latimer ASB

NSIR Closing Cat. 1 Desc	No of Incidents (Nov11-Oct12)	No of Incidents (Nov10-Oct11)	+/- Incidents	% Change Incidents
AB VEH NOT STOLEN/OBSTRUCT	0	6	-6	-100%
ANIMAL RELATED INC ANTI-SOCIAL	2	2	0	0%
BEGGING / VAGRANCY	0	1	-1	-100%
ENV.DAMAGE/ LITTER/ NEEDLES	3	4	-1	-25%
FIREWORK RELATED INCIDENTS	0	1	-1	-100%
HATE INC (NOT NOTIFIABLE CRIME	0	1	-1	-100%
HOAX CALLS	0	3	-3	-100%
MALICIOUS / NUISANCE COMMS	42	36	6	17%
NEIGHBOURS	24	42	-18	-43%
NOISE	16	16	0	0%
ROWDY OR INCONSIDERATE BEHAV	151	178	-27	-15%
STREET DRINKING	0	2	-2	-100%
TRESPASS	2	0	2	0%
VEHICLE NUIS & INAPPROP VEH US	30	14	16	114%

