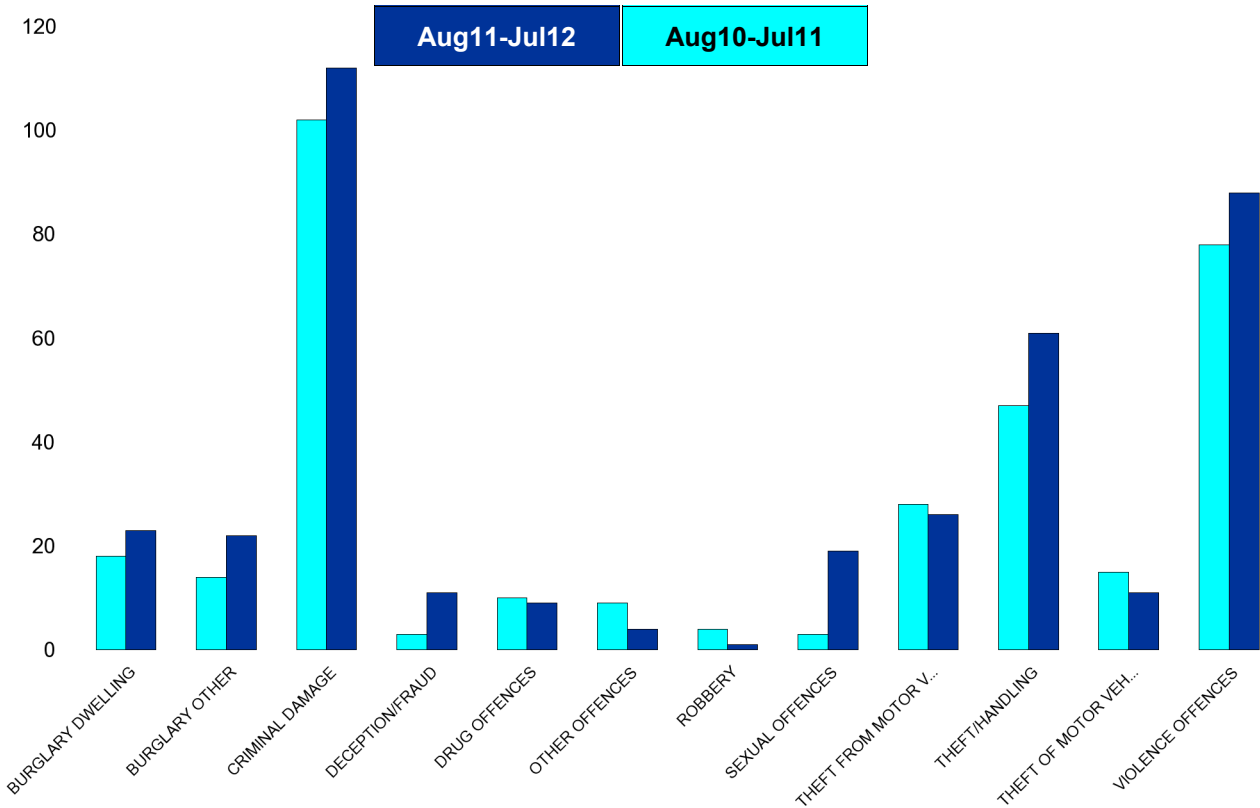


A6 Towns Forum Report

K006 & K007 Desborough - Crime

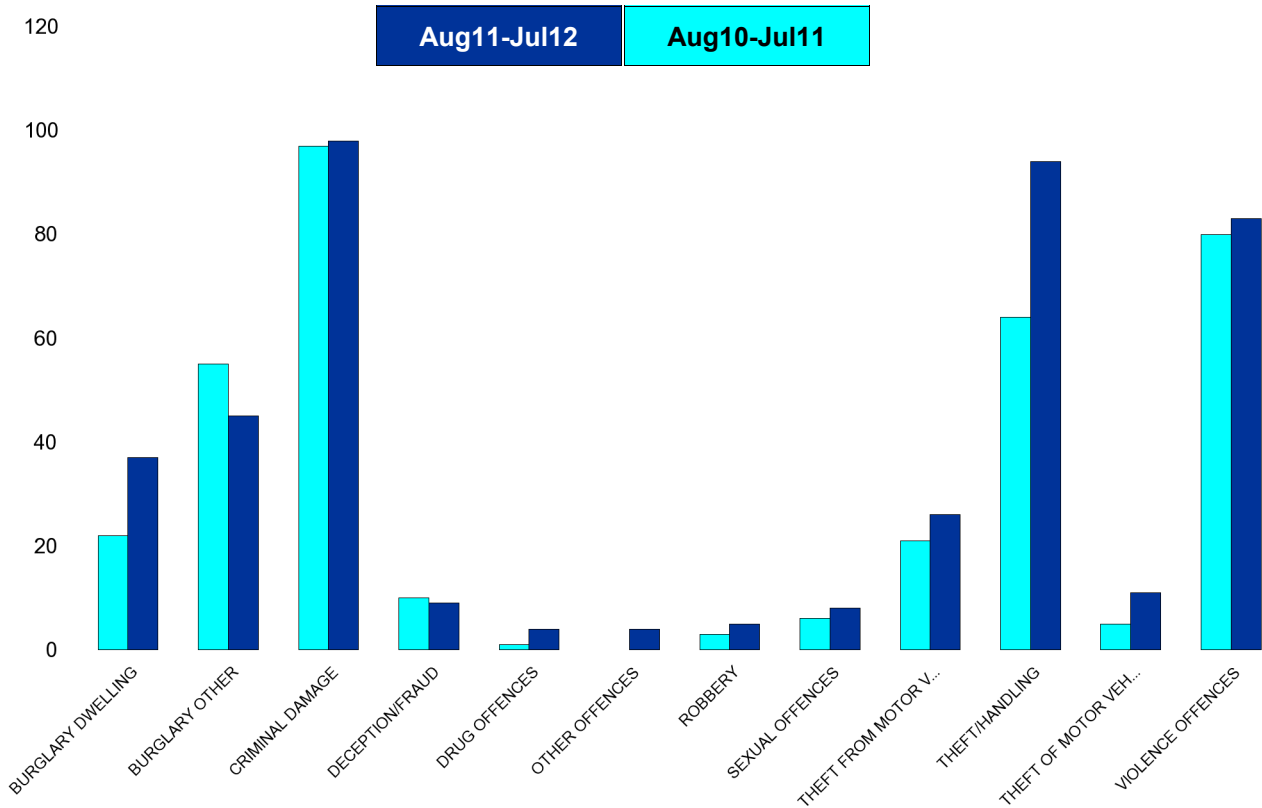
HO Group	No of Crimes (Aug11-Jul12)	No of Crimes (Aug10-Jul11)	+/- Crime	% Change	No of Cleared Up Crimes	Detection Rate (Past 12 Months)
BURGLARY DWELLING	23	18	5	28%	0	0%
BURGLARY OTHER	22	14	8	57%	3	14%
CRIMINAL DAMAGE	112	102	10	10%	21	19%
DECEPTION/FRAUD	11	3	8	267%	5	45%
DRUG OFFENCES	9	10	-1	-10%	7	78%
OTHER OFFENCES	4	9	-5	-56%	4	100%
ROBBERY	1	4	-3	-75%	1	100%
SEXUAL OFFENCES	19	3	16	533%	13	68%
THEFT FROM MOTOR VEHICLES	26	28	-2	-7%	2	8%
THEFT/HANDLING	61	47	14	30%	14	23%
THEFT OF MOTOR VEHICLES	11	15	-4	-27%	2	18%
VIOLENCE OFFENCES	88	78	10	13%	39	44%
Sum:	387	331	56	17%	111	29%



A6 Towns Forum Report

K012 Rothwell - Crime

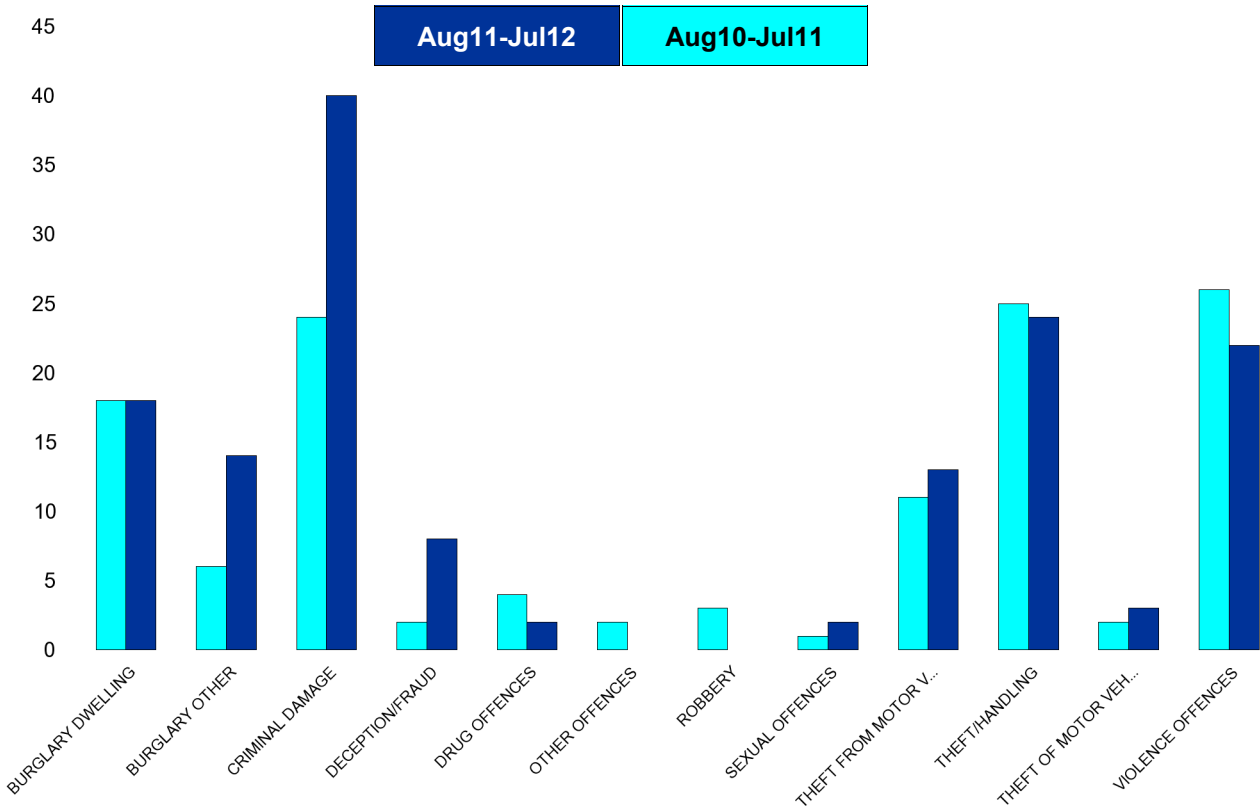
HO Group	No of Crimes (Aug11-Jul12)	No of Crimes (Aug10-Jul11)	+/- Crime	% Change	No of Cleared Up Crimes	Detection Rate (Past 12 Months)
BURGLARY DWELLING	37	22	15	68%	4	11%
BURGLARY OTHER	45	55	-10	-18%	3	7%
CRIMINAL DAMAGE	98	97	1	1%	11	11%
DECEPTION/FRAUD	9	10	-1	-10%	4	44%
DRUG OFFENCES	4	1	3	300%	4	100%
OTHER OFFENCES	4	0	4	0%	3	75%
ROBBERY	5	3	2	67%	1	20%
SEXUAL OFFENCES	8	6	2	33%	1	13%
THEFT FROM MOTOR VEHICLES	26	21	5	24%	2	8%
THEFT/HANDLING	94	64	30	47%	23	24%
THEFT OF MOTOR VEHICLES	11	5	6	120%	1	9%
VIOLENCE OFFENCES	83	80	3	4%	31	37%
Sum:	424	364	60	16%	88	21%



A6 Towns Forum Report

K003 Barton - Crime

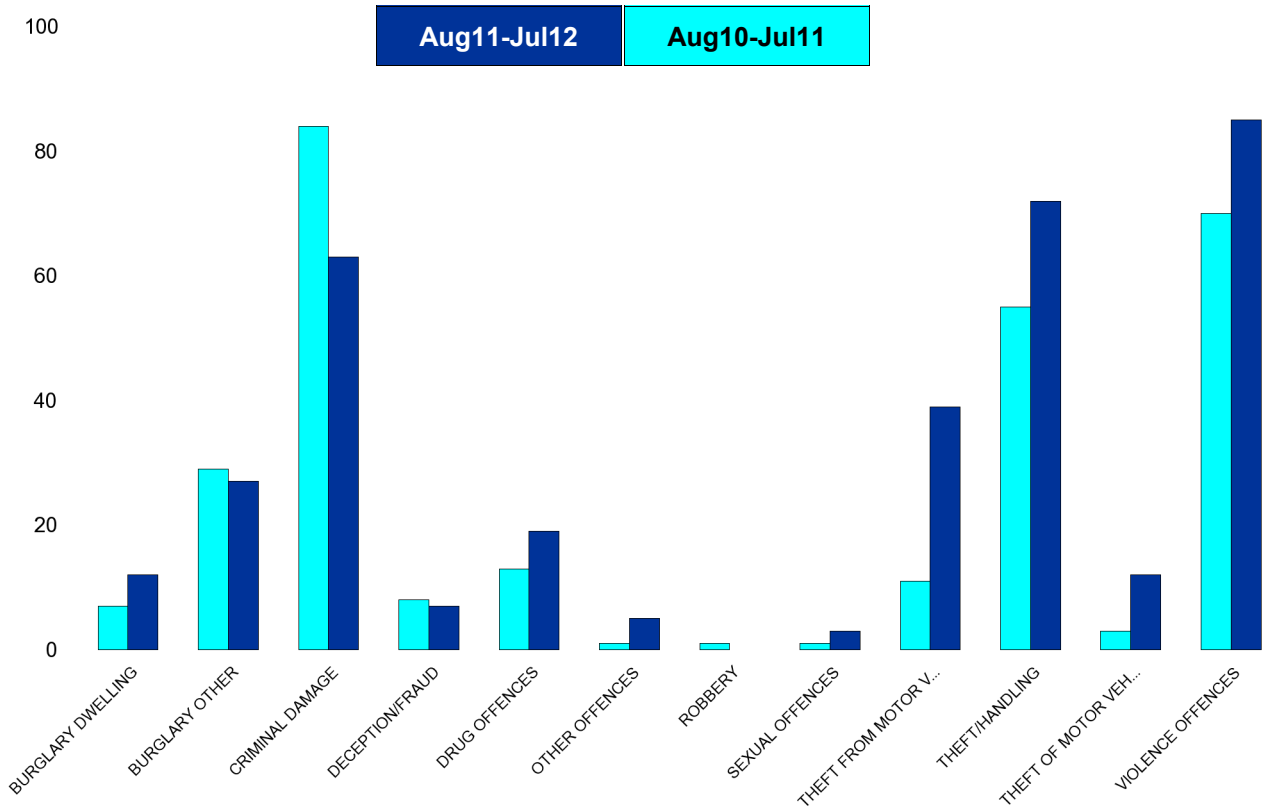
HO Group	No of Crimes (Aug11-Jul12)	No of Crimes (Aug10-Jul11)	+/- Crime	% Change	No of Cleared Up Crimes	Detection Rate (Past 12 Months)
BURGLARY DWELLING	18	18	0	0%	2	11%
BURGLARY OTHER	14	6	8	133%	0	0%
CRIMINAL DAMAGE	40	24	16	67%	2	5%
DECEPTION/FRAUD	8	2	6	300%	2	25%
DRUG OFFENCES	2	4	-2	-50%	4	200%
OTHER OFFENCES	0	2	-2	-100%	0	0%
ROBBERY	0	3	-3	-100%	0	0%
SEXUAL OFFENCES	2	1	1	100%	0	0%
THEFT FROM MOTOR VEHICLES	13	11	2	18%	9	69%
THEFT/HANDLING	24	25	-1	-4%	4	17%
THEFT OF MOTOR VEHICLES	3	2	1	50%	0	0%
VIOLENCE OFFENCES	22	26	-4	-15%	11	50%
Sum:	146	124	22	18%	34	23%



A6 Towns Forum Report

K005 Burton Latimer - Crime

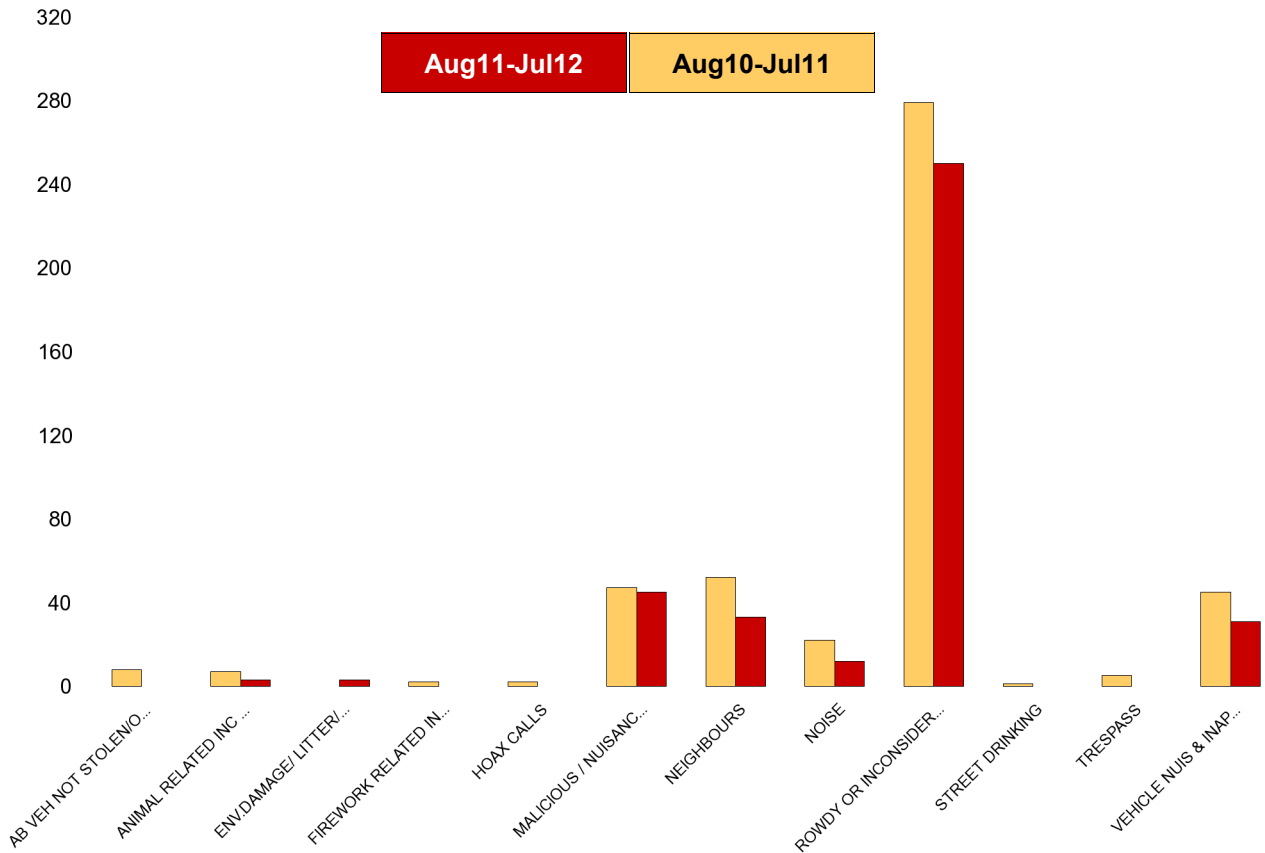
HO Group	No of Crimes (Aug11-Jul12)	No of Crimes (Aug10-Jul11)	+/- Crime	% Change	No of Cleared Up Crimes	Detection Rate (Past 12 Months)
BURGLARY DWELLING	12	7	5	71%	0	0%
BURGLARY OTHER	27	29	-2	-7%	6	22%
CRIMINAL DAMAGE	63	84	-21	-25%	11	17%
DECEPTION/FRAUD	7	8	-1	-13%	1	14%
DRUG OFFENCES	19	13	6	46%	17	89%
OTHER OFFENCES	5	1	4	400%	4	80%
ROBBERY	0	1	-1	-100%	0	0%
SEXUAL OFFENCES	3	1	2	200%	0	0%
THEFT FROM MOTOR VEHICLES	39	11	28	255%	1	3%
THEFT/HANDLING	72	55	17	31%	15	21%
THEFT OF MOTOR VEHICLES	12	3	9	300%	3	25%
VIOLENCE OFFENCES	85	70	15	21%	38	45%
Sum:	344	283	61	22%	96	28%



A6 Towns Forum Report

K006 & K007 Desborough ASB

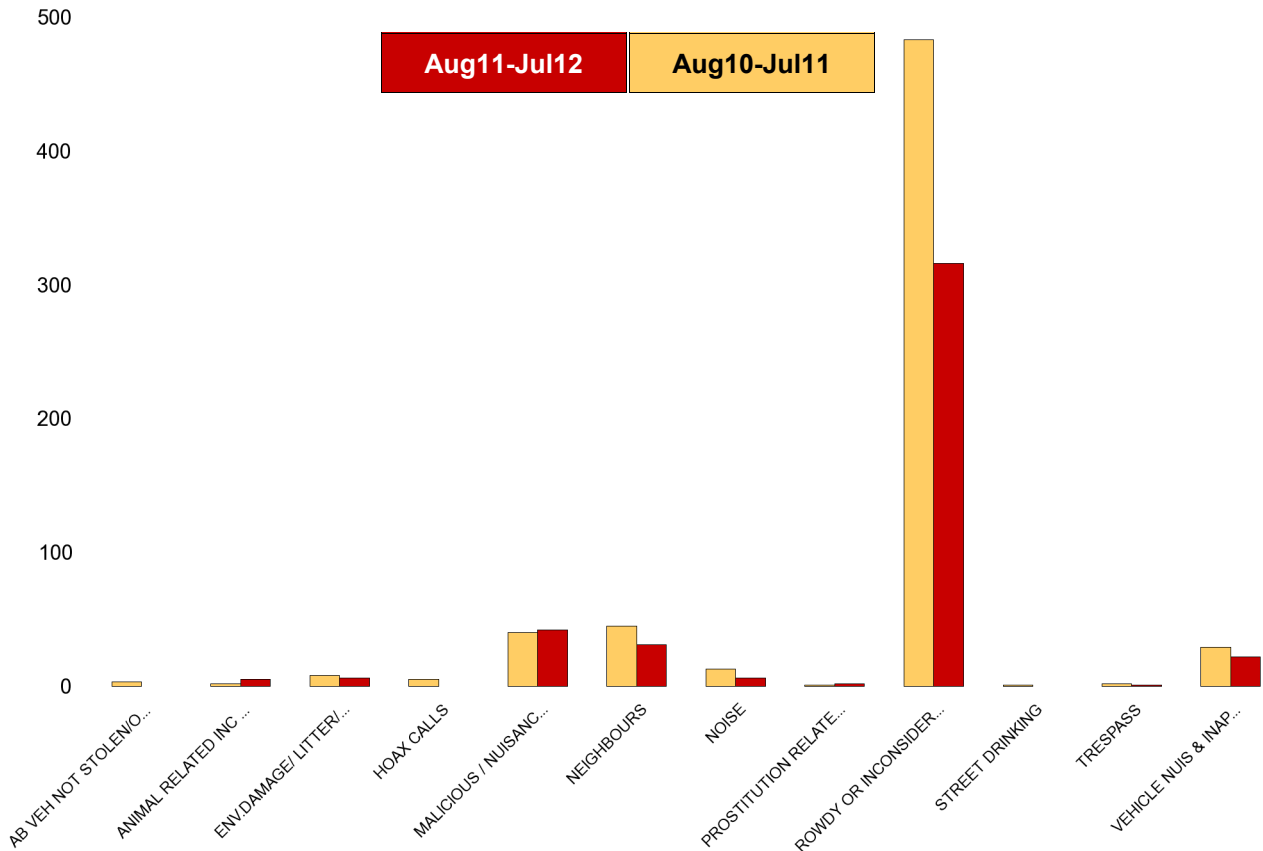
NSIR Closing Cat. 1 Desc	No of Incidents (Aug11-Jul12)	No of Incidents (Aug10-Jul11)	+/- Incidents	% Change Incidents
AB VEH NOT STOLEN/OBSTRUCT	0	8	-8	-100%
ANIMAL RELATED INC ANTI-SOCIAL	3	7	-4	-57%
ENV.DAMAGE/ LITTER/ NEEDLES	3	0	3	0%
FIREWORK RELATED INCIDENTS	0	2	-2	-100%
HOAX CALLS	0	2	-2	-100%
MALICIOUS / NUISANCE COMMS	45	47	-2	-4%
NEIGHBOURS	33	52	-19	-37%
NOISE	12	22	-10	-45%
ROWDY OR INCONSIDERATE BEHAV	250	279	-29	-10%
STREET DRINKING	0	1	-1	-100%
TRESPASS	0	5	-5	-100%
VEHICLE NUIS & INAPPROP VEH US	31	45	-14	-31%
Sum:	377	470	-93	-20%



A6 Towns Forum Report

K012 Rothwell ASB

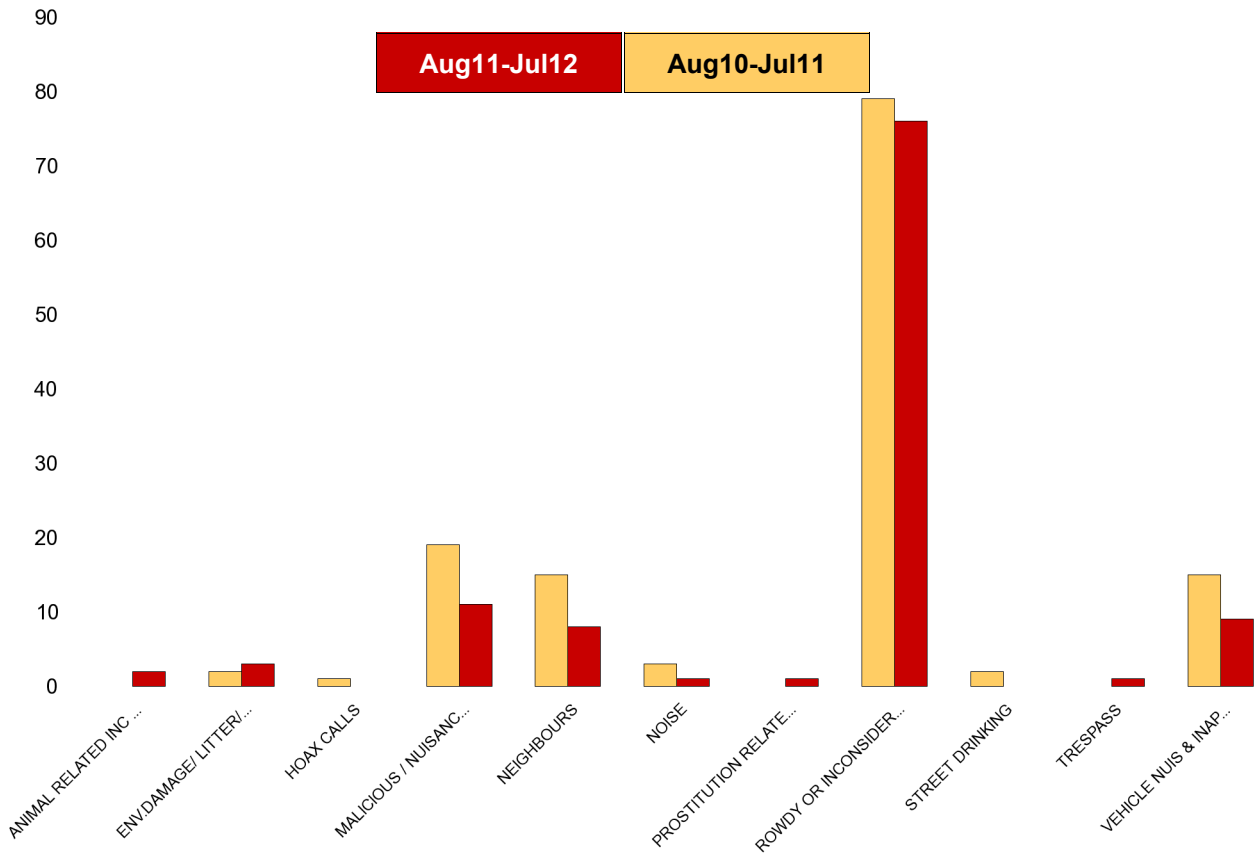
NSIR Closing Cat. 1 Desc	No of Incidents (Aug11-Jul12)	No of Incidents (Aug10-Jul11)	+/- Incidents	% Change Incidents
AB VEH NOT STOLEN/OBSTRUCT	0	3	-3	-100%
ANIMAL RELATED INC ANTI-SOCIAL	5	2	3	150%
ENV.DAMAGE/ LITTER/ NEEDLES	6	8	-2	-25%
HOAX CALLS	0	5	-5	-100%
MALICIOUS / NUISANCE COMMS	42	40	2	5%
NEIGHBOURS	31	45	-14	-31%
NOISE	6	13	-7	-54%
PROSTITUTION RELATED ACTIVITY	2	1	1	100%
ROWDY OR INCONSIDERATE BEHAV	316	483	-167	-35%
STREET DRINKING	0	1	-1	-100%
TRESPASS	1	2	-1	-50%
VEHICLE NUIS & INAPPROP VEH US	22	29	-7	-24%
Sum:	431	632	-201	-32%



A6 Towns Forum Report

K003 Barton ASB

NSIR Closing Cat. 1 Desc	No of Incidents (Aug11-Jul12)	No of Incidents (Aug10-Jul11)	+/- Incidents	% Change Incidents
ANIMAL RELATED INC ANTI-SOCIAL	2	0	2	0%
ENV.DAMAGE/ LITTER/ NEEDLES	3	2	1	50%
HOAX CALLS	0	1	-1	-100%
MALICIOUS / NUISANCE COMMS	11	19	-8	-42%
NEIGHBOURS	8	15	-7	-47%
NOISE	1	3	-2	-67%
PROSTITUTION RELATED ACTIVITY	1	0	1	0%
ROWDY OR INCONSIDERATE BEHAV	76	79	-3	-4%
STREET DRINKING	0	2	-2	-100%
TRESPASS	1	0	1	0%
VEHICLE NUIS & INAPPROP VEH US	9	15	-6	-40%
Sum:	112	136	-24	-18%



A6 Towns Forum Report

K005 Latimer ASB

NSIR Closing Cat. 1 Desc	No of Incidents (Aug11-Jul12)	No of Incidents (Aug10-Jul11)	+/- Incidents	% Change Incidents
AB VEH NOT STOLEN/OBSTRUCT	0	9	-9	-100%
ANIMAL RELATED INC ANTI-SOCIAL	2	2	0	0%
BEGGING / VAGRANCY	0	1	-1	-100%
ENV.DAMAGE/ LITTER/ NEEDLES	4	1	3	300%
FIREWORK RELATED INCIDENTS	0	1	-1	-100%
HATE INC (NOT NOTIFIABLE CRIME)	0	1	-1	-100%
HOAX CALLS	0	7	-7	-100%
MALICIOUS / NUISANCE COMMS	42	41	1	2%
NEIGHBOURS	28	41	-13	-32%
NOISE	17	12	5	42%
ROWDY OR INCONSIDERATE BEHAV	139	196	-57	-29%
STREET DRINKING	0	2	-2	-100%
VEHICLE NUIS & INAPPROP VEH US	27	18	9	50%
Sum:	259	332	-73	-22%

