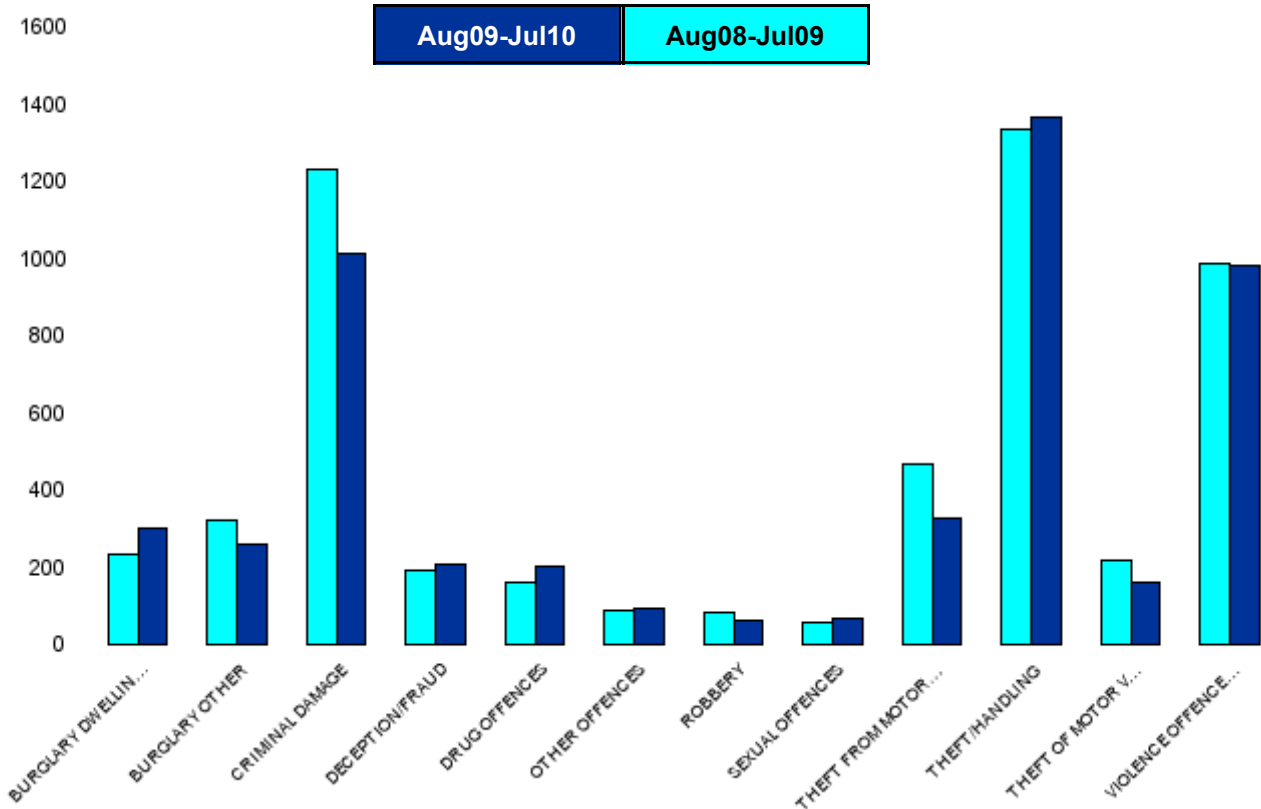


Kettering Town Forum Report

Kettering Town Sector - Crime

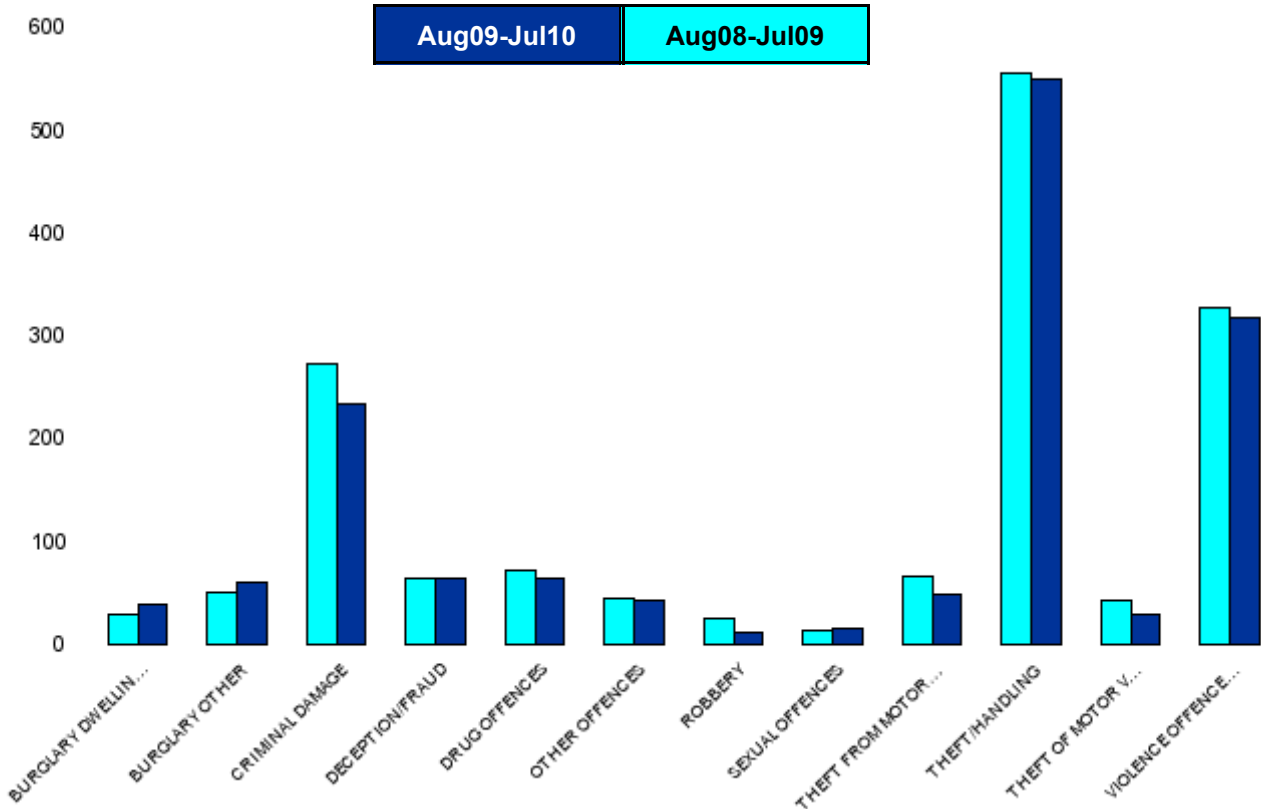
HO Group	No of Crimes (Aug09-Jul10)	No of Crimes (Aug08-Jul09)	+/- Crime	% Change	No of Cleared Up Crimes	Detection Rate (Past 12 Months)
BURGLARY DWELLING	300	235	65	28%	48	16%
BURGLARY OTHER	260	320	-60	-19%	13	5%
CRIMINAL DAMAGE	1011	1230	-219	-18%	149	15%
DECEPTION/FRAUD	207	191	16	8%	60	29%
DRUG OFFENCES	201	158	43	27%	177	88%
OTHER OFFENCES	91	87	4	5%	76	84%
ROBBERY	64	85	-21	-25%	16	25%
SEXUAL OFFENCES	69	54	15	28%	30	43%
THEFT FROM MOTOR VEHICLES	325	469	-144	-31%	25	8%
THEFT/HANDLING	1366	1337	29	2%	480	35%
THEFT OF MOTOR VEHICLES	162	218	-56	-26%	22	14%
VIOLENCE OFFENCES	983	989	-6	-1%	429	44%
Sum:	5039	5373	-334	-6%	1525	30%



Kettering Town Forum Report

NK01 William Knibb - Crime

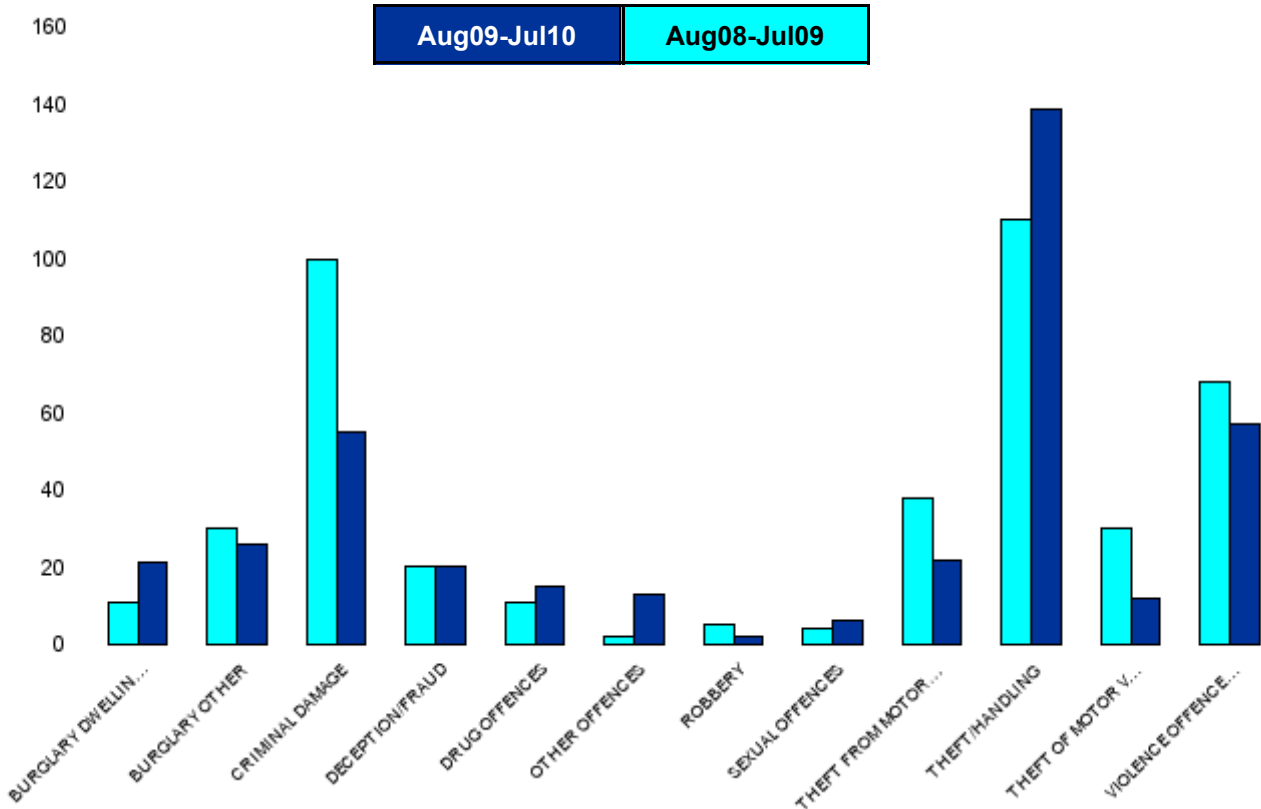
HO Group	No of Crimes (Aug09-Jul10)	No of Crimes (Aug08-Jul09)	+/- Crime	% Change	No of Cleared Up Crimes	Detection Rate (Past 12 Months)
BURGLARY DWELLING	38	28	10	36%	8	21%
BURGLARY OTHER	61	51	10	20%	5	8%
CRIMINAL DAMAGE	233	273	-40	-15%	51	22%
DECEPTION/FRAUD	65	65	0	0%	34	52%
DRUG OFFENCES	64	71	-7	-10%	57	89%
OTHER OFFENCES	42	45	-3	-7%	36	86%
ROBBERY	11	26	-15	-58%	3	27%
SEXUAL OFFENCES	16	13	3	23%	8	50%
THEFT FROM MOTOR VEHICLES	49	66	-17	-26%	6	12%
THEFT/HANDLING	550	555	-5	-1%	258	47%
THEFT OF MOTOR VEHICLES	28	42	-14	-33%	3	11%
VIOLENCE OFFENCES	317	327	-10	-3%	145	46%
Sum:	1474	1562	-88	-6%	614	42%



Kettering Town Forum Report

NK02 Northfield - Crime

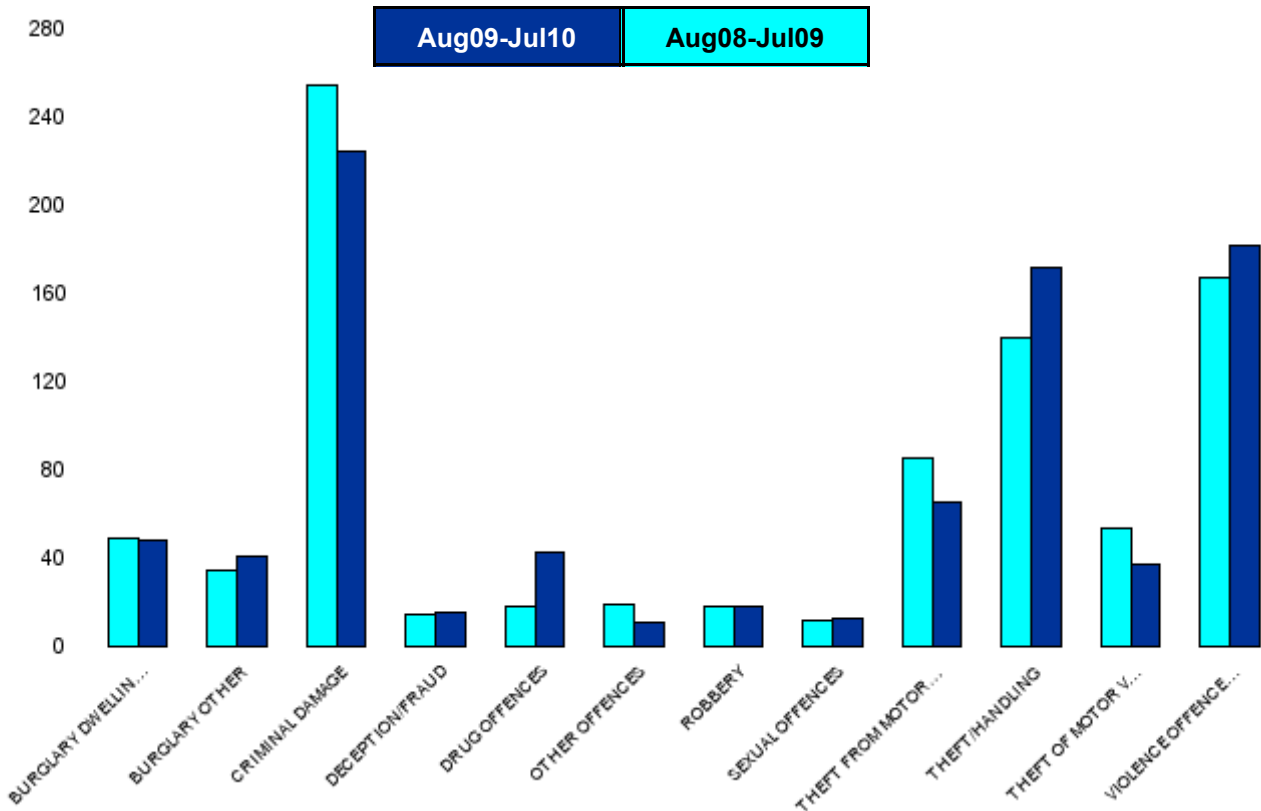
HO Group	No of Crimes (Aug09-Jul10)	No of Crimes (Aug08-Jul09)	+/- Crime	% Change	No of Cleared Up Crimes	Detection Rate (Past 12 Months)
BURGLARY DWELLING	21	11	10	91%	2	10%
BURGLARY OTHER	26	30	-4	-13%	1	4%
CRIMINAL DAMAGE	55	100	-45	-45%	9	16%
DECEPTION/FRAUD	20	20	0	0%	8	40%
DRUG OFFENCES	15	11	4	36%	12	80%
OTHER OFFENCES	13	2	11	550%	8	62%
ROBBERY	2	5	-3	-60%	1	50%
SEXUAL OFFENCES	6	4	2	50%	3	50%
THEFT FROM MOTOR VEHICLES	22	38	-16	-42%	0	0%
THEFT/HANDLING	139	110	29	26%	60	43%
THEFT OF MOTOR VEHICLES	12	30	-18	-60%	1	8%
VIOLENCE OFFENCES	57	68	-11	-16%	26	46%
Sum:	388	429	-41	-10%	131	34%



Kettering Town Forum Report

NK03 All Saints - Crime

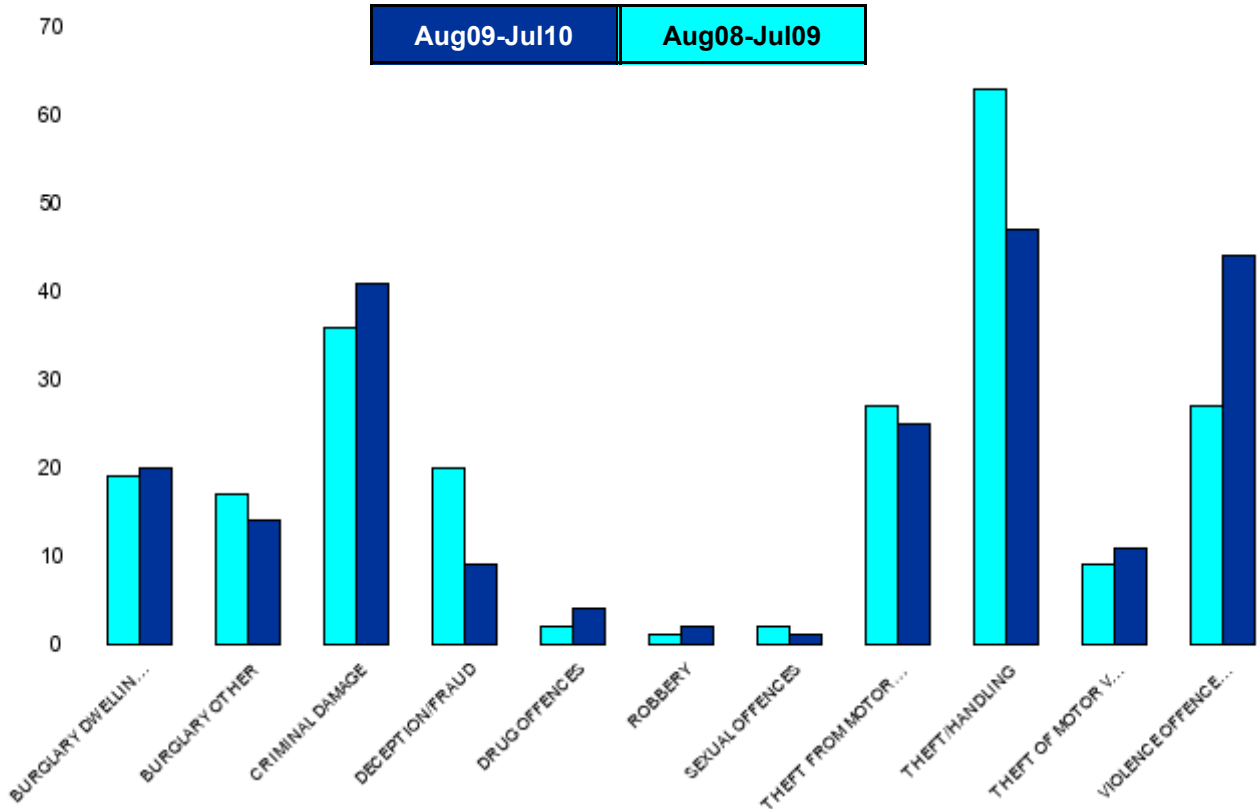
HO Group	No of Crimes (Aug09-Jul10)	No of Crimes (Aug08-Jul09)	+/- Crime	% Change	No of Cleared Up Crimes	Detection Rate (Past 12 Months)
BURGLARY DWELLING	48	49	-1	-2%	8	17%
BURGLARY OTHER	41	34	7	21%	1	2%
CRIMINAL DAMAGE	225	255	-30	-12%	20	9%
DECEPTION/FRAUD	15	14	1	7%	2	13%
DRUG OFFENCES	43	18	25	139%	38	88%
OTHER OFFENCES	11	19	-8	-42%	12	109%
ROBBERY	18	18	0	0%	3	17%
SEXUAL OFFENCES	13	12	1	8%	1	8%
THEFT FROM MOTOR VEHICLES	65	85	-20	-24%	2	3%
THEFT/HANDLING	172	140	32	23%	58	34%
THEFT OF MOTOR VEHICLES	37	54	-17	-31%	5	14%
VIOLENCE OFFENCES	182	167	15	9%	70	38%
Sum:	870	865	5	1%	220	25%



Kettering Town Forum Report

NK04 Brambleside - Crime

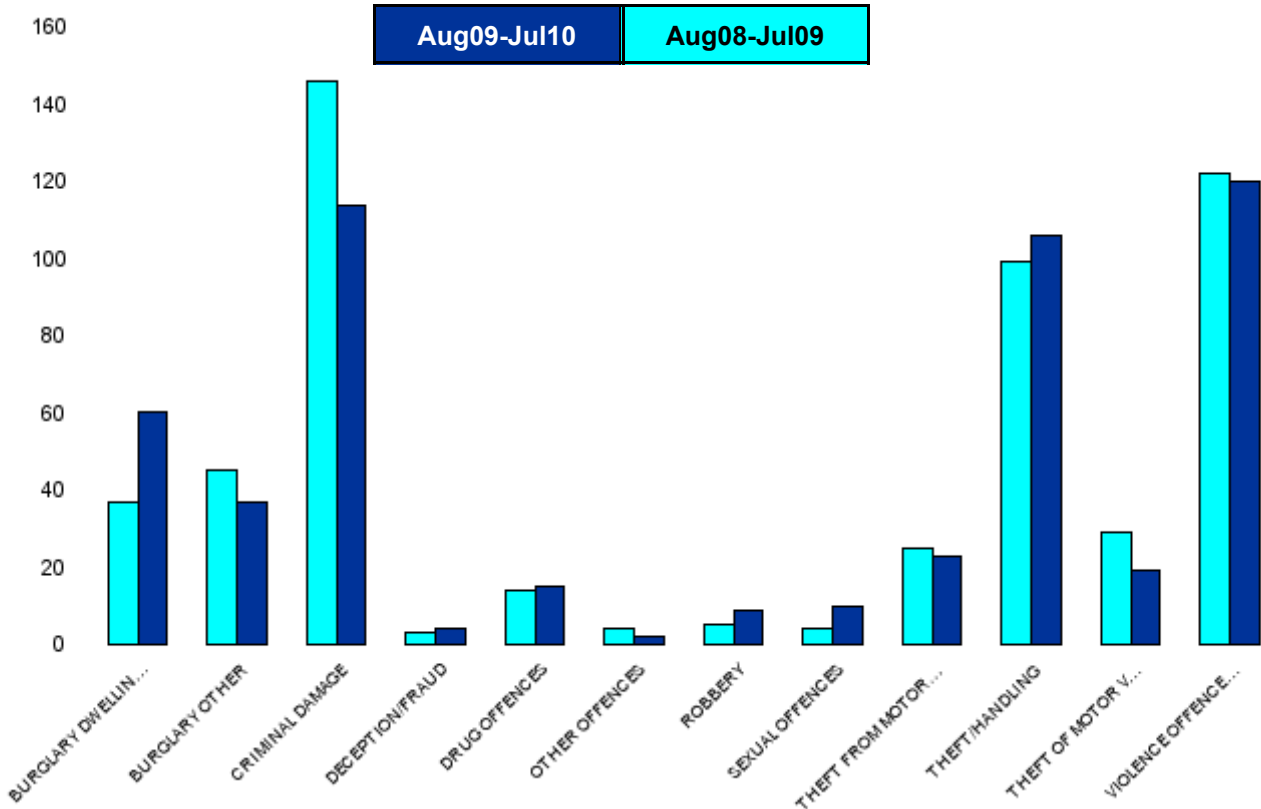
HO Group	No of Crimes (Aug09-Jul10)	No of Crimes (Aug08-Jul09)	+/- Crime	% Change	No of Cleared Up Crimes	Detection Rate (Past 12 Months)
BURGLARY DWELLING	20	19	1	5%	3	15%
BURGLARY OTHER	14	17	-3	-18%	0	0%
CRIMINAL DAMAGE	41	36	5	14%	4	10%
DECEPTION/FRAUD	9	20	-11	-55%	1	11%
DRUG OFFENCES	4	2	2	100%	4	100%
ROBBERY	2	1	1	100%	0	0%
SEXUAL OFFENCES	1	2	-1	-50%	0	0%
THEFT FROM MOTOR VEHICLES	25	27	-2	-7%	0	0%
THEFT/HANDLING	47	63	-16	-25%	9	19%
THEFT OF MOTOR VEHICLES	11	9	2	22%	2	18%
VIOLENCE OFFENCES	44	27	17	63%	14	32%
Sum:	218	223	-5	-2%	37	17%



Kettering Town Forum Report

NK05 Avondale Grange - Crime

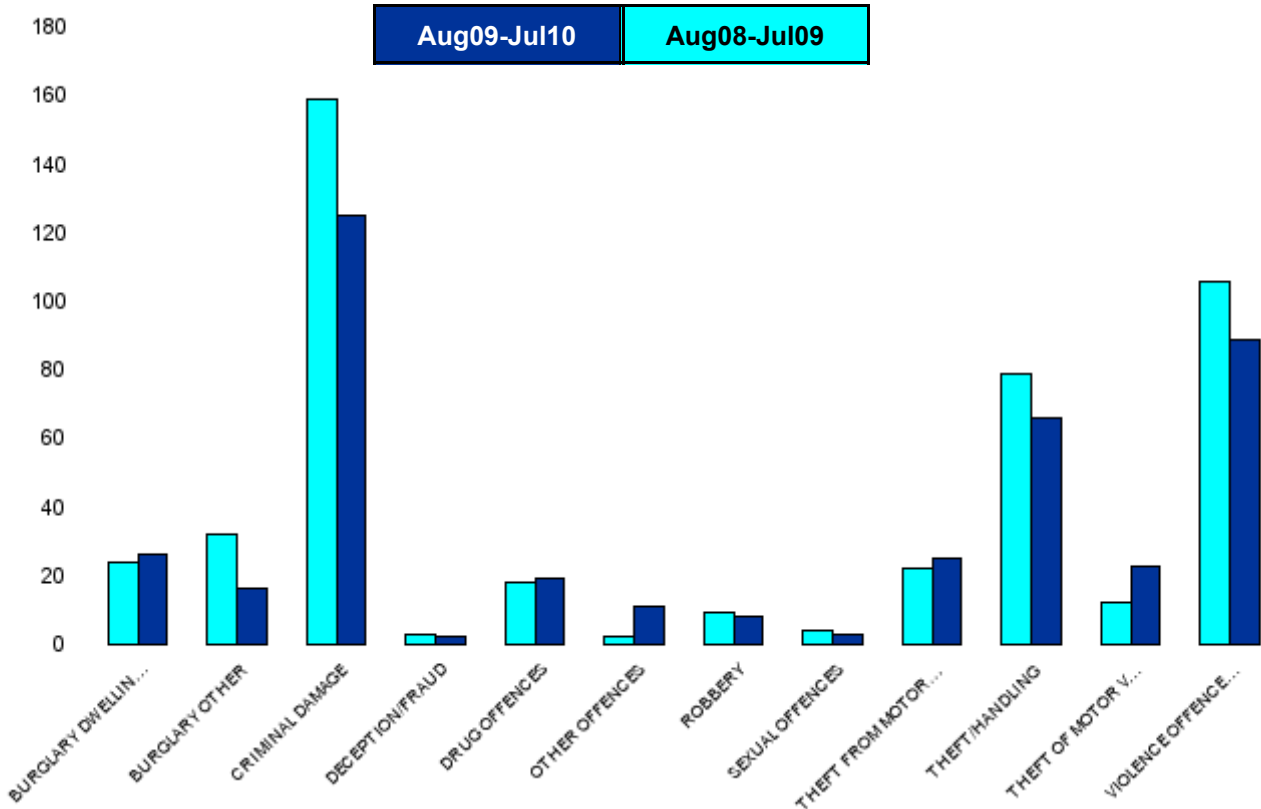
HO Group	No of Crimes (Aug09-Jul10)	No of Crimes (Aug08-Jul09)	+/- Crime	% Change	No of Cleared Up Crimes	Detection Rate (Past 12 Months)
BURGLARY DWELLING	60	37	23	62%	11	18%
BURGLARY OTHER	37	45	-8	-18%	1	3%
CRIMINAL DAMAGE	114	146	-32	-22%	20	18%
DECEPTION/FRAUD	4	3	1	33%	2	50%
DRUG OFFENCES	15	14	1	7%	15	100%
OTHER OFFENCES	2	4	-2	-50%	2	100%
ROBBERY	9	5	4	80%	4	44%
SEXUAL OFFENCES	10	4	6	150%	9	90%
THEFT FROM MOTOR VEHICLES	23	25	-2	-8%	3	13%
THEFT/HANDLING	106	99	7	7%	34	32%
THEFT OF MOTOR VEHICLES	19	29	-10	-34%	3	16%
VIOLENCE OFFENCES	120	122	-2	-2%	59	49%
Sum:	519	533	-14	-3%	163	31%



Kettering Town Forum Report

NK06 Pipers Hill - Crime

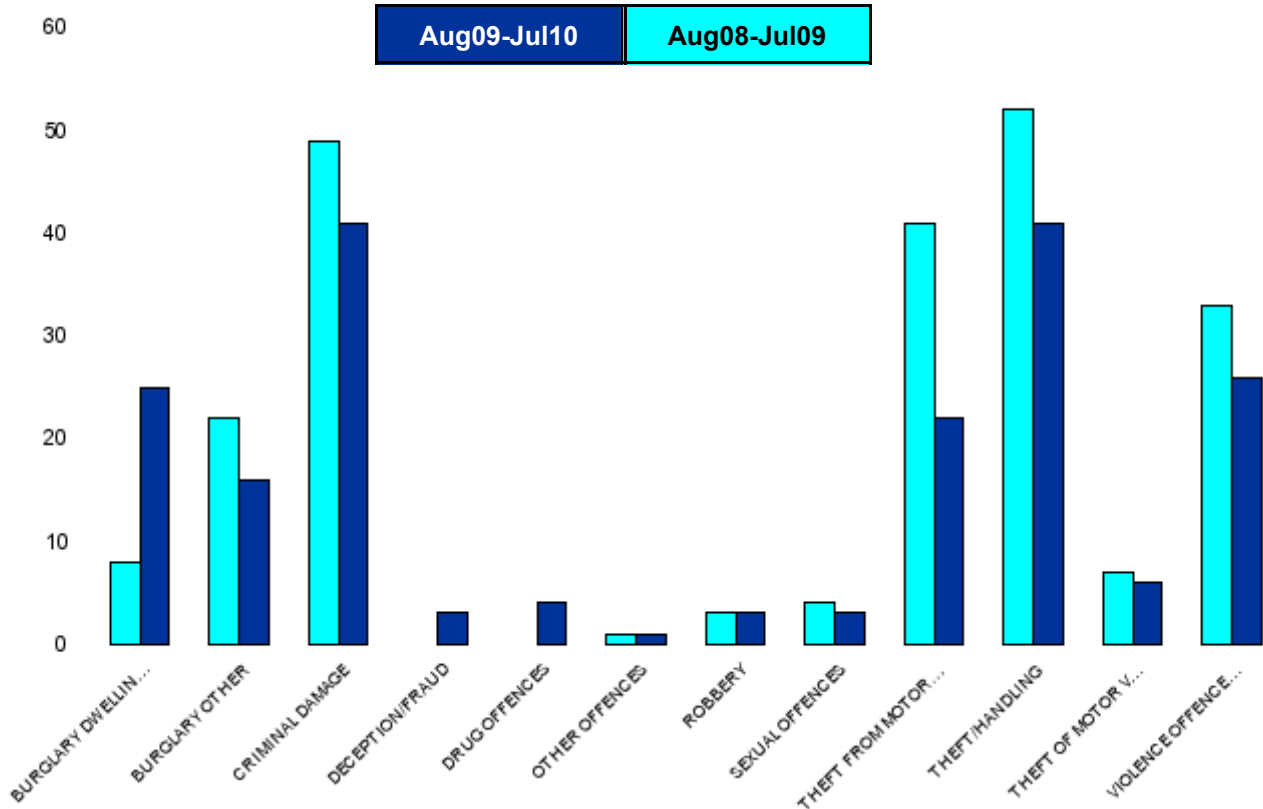
HO Group	No of Crimes (Aug09-Jul10)	No of Crimes (Aug08-Jul09)	+/- Crime	% Change	No of Cleared Up Crimes	Detection Rate (Past 12 Months)
BURGLARY DWELLING	26	24	2	8%	4	15%
BURGLARY OTHER	16	32	-16	-50%	0	0%
CRIMINAL DAMAGE	125	159	-34	-21%	27	22%
DECEPTION/FRAUD	2	3	-1	-33%	0	0%
DRUG OFFENCES	19	18	1	6%	19	100%
OTHER OFFENCES	11	2	9	450%	9	82%
ROBBERY	8	9	-1	-11%	1	13%
SEXUAL OFFENCES	3	4	-1	-25%	1	33%
THEFT FROM MOTOR VEHICLES	25	22	3	14%	0	0%
THEFT/HANDLING	66	79	-13	-16%	11	17%
THEFT OF MOTOR VEHICLES	23	12	11	92%	2	9%
VIOLENCE OFFENCES	89	106	-17	-16%	40	45%
Sum:	413	470	-57	-12%	114	28%



Kettering Town Forum Report

NK07 Ise Lodge - Crime

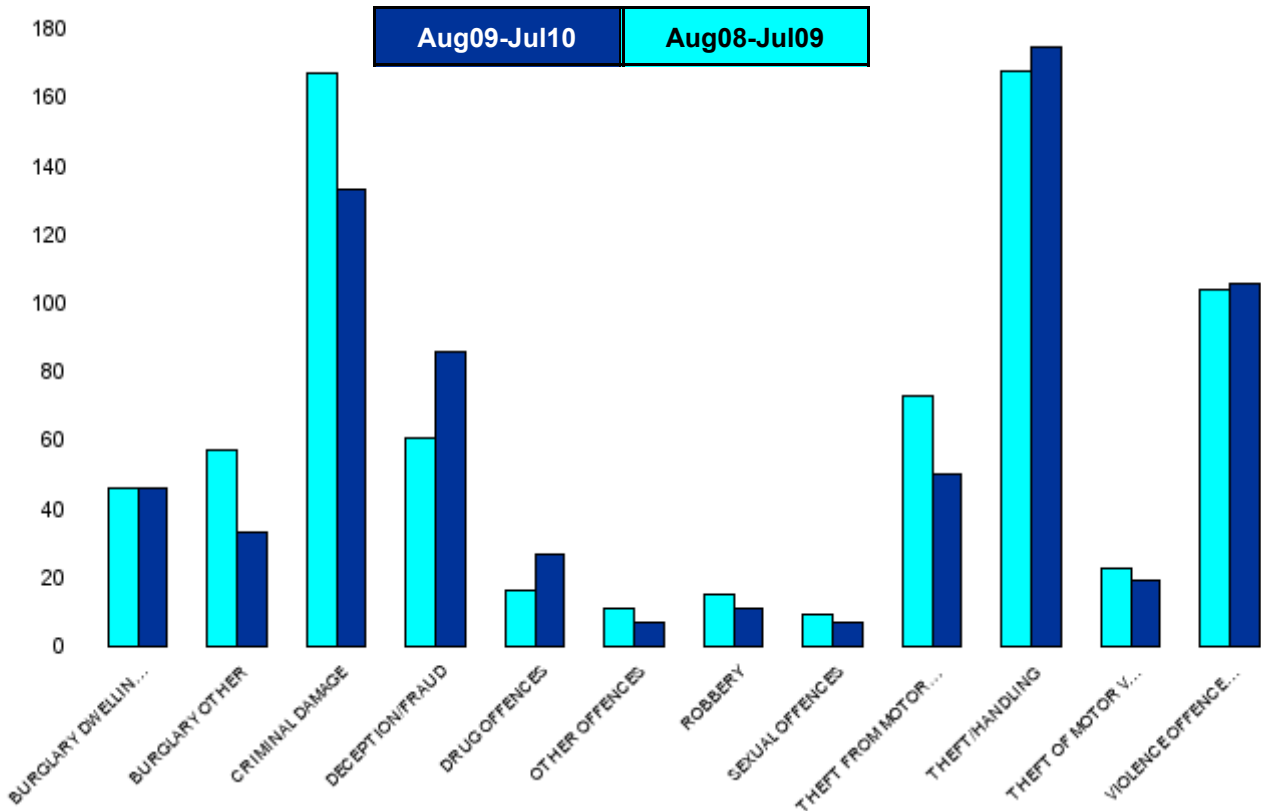
HO Group	No of Crimes (Aug09-Jul10)	No of Crimes (Aug08-Jul09)	+/- Crime	% Change	No of Cleared Up Crimes	Detection Rate (Past 12 Months)
BURGLARY DWELLING	25	8	17	213%	0	0%
BURGLARY OTHER	16	22	-6	-27%	1	6%
CRIMINAL DAMAGE	41	49	-8	-16%	4	10%
DECEPTION/FRAUD	3	0	3	0%	1	33%
DRUG OFFENCES	4	0	4	0%	4	100%
OTHER OFFENCES	1	1	0	0%	1	100%
ROBBERY	3	3	0	0%	2	67%
SEXUAL OFFENCES	3	4	-1	-25%	1	33%
THEFT FROM MOTOR VEHICLES	22	41	-19	-46%	0	0%
THEFT/HANDLING	41	52	-11	-21%	6	15%
THEFT OF MOTOR VEHICLES	6	7	-1	-14%	0	0%
VIOLENCE OFFENCES	26	33	-7	-21%	15	58%
Sum:	191	220	-29	-13%	35	18%



Kettering Town Forum Report

NK08 St Michaels & Wicksteed - Crime

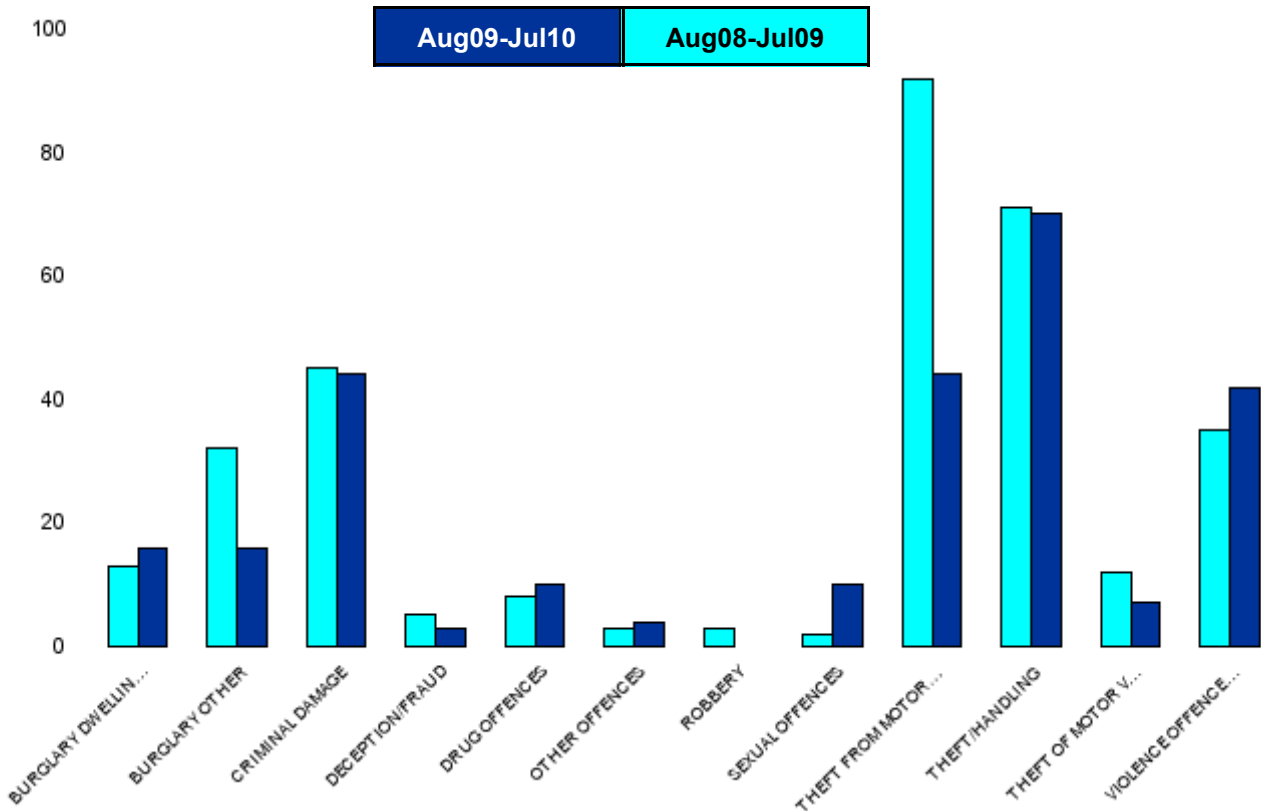
HO Group	No of Crimes (Aug09-Jul10)	No of Crimes (Aug08-Jul09)	+/- Crime	% Change	No of Cleared Up Crimes	Detection Rate (Past 12 Months)
BURGLARY DWELLING	46	46	0	0%	10	22%
BURGLARY OTHER	33	57	-24	-42%	3	9%
CRIMINAL DAMAGE	133	167	-34	-20%	8	6%
DECEPTION/FRAUD	86	61	25	41%	10	12%
DRUG OFFENCES	27	16	11	69%	18	67%
OTHER OFFENCES	7	11	-4	-36%	5	71%
ROBBERY	11	15	-4	-27%	2	18%
SEXUAL OFFENCES	7	9	-2	-22%	6	86%
THEFT FROM MOTOR VEHICLES	50	73	-23	-32%	7	14%
THEFT/HANDLING	175	168	7	4%	39	22%
THEFT OF MOTOR VEHICLES	19	23	-4	-17%	5	26%
VIOLENCE OFFENCES	106	104	2	2%	48	45%
Sum:	700	750	-50	-7%	161	23%



Kettering Town Forum Report

NK09 St Peters - Crime

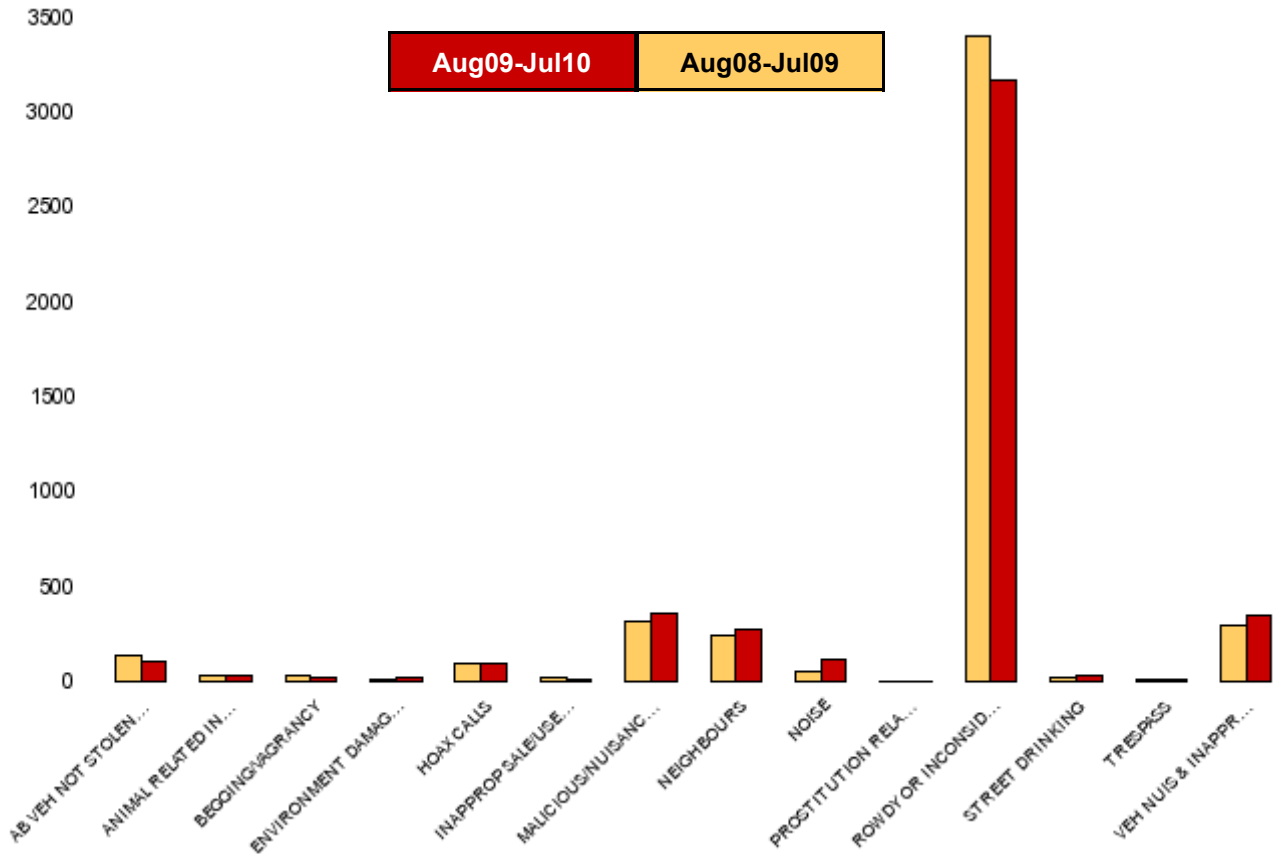
HO Group	No of Crimes (Aug09-Jul10)	No of Crimes (Aug08-Jul09)	+/- Crime	% Change	No of Cleared Up Crimes	Detection Rate (Past 12 Months)
BURGLARY DWELLING	16	13	3	23%	2	13%
BURGLARY OTHER	16	32	-16	-50%	1	6%
CRIMINAL DAMAGE	44	45	-1	-2%	6	14%
DECEPTION/FRAUD	3	5	-2	-40%	2	67%
DRUG OFFENCES	10	8	2	25%	10	100%
OTHER OFFENCES	4	3	1	33%	3	75%
ROBBERY	0	3	-3	-100%	0	0%
SEXUAL OFFENCES	10	2	8	400%	1	10%
THEFT FROM MOTOR VEHICLES	44	92	-48	-52%	7	16%
THEFT/HANDLING	70	71	-1	-1%	5	7%
THEFT OF MOTOR VEHICLES	7	12	-5	-42%	1	14%
VIOLENCE OFFENCES	42	35	7	20%	12	29%
Sum:	266	321	-55	-17%	50	19%



Kettering Town Forum Report

Kettering Town Sector - ASB

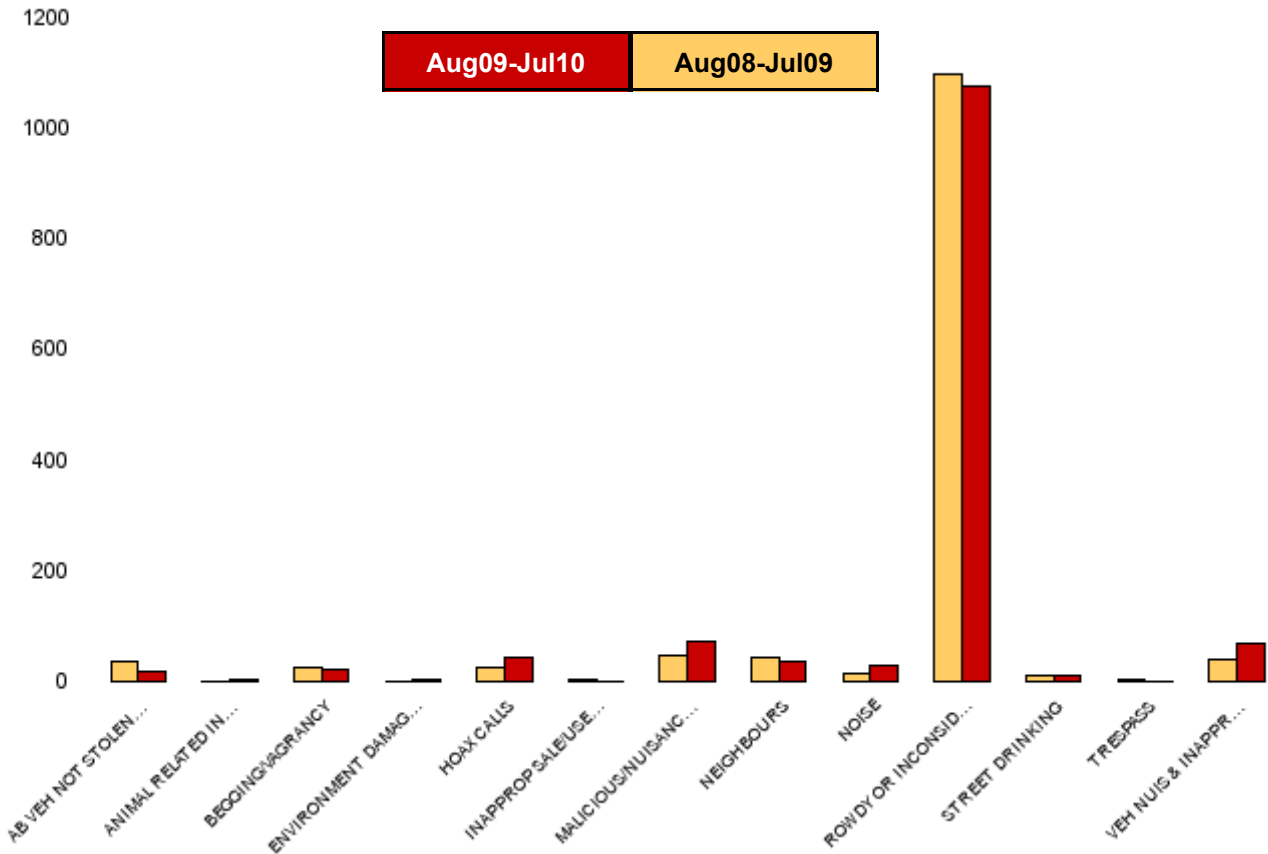
NSIR Closing Category Desc	No of Incidents (Aug09-Jul10)	No of Incidents (Aug08-Jul09)	+/- Incidents	% Change Incidents
AB VEH NOT STOLEN/OBSTRUCT	103	143	-40	-28%
ANIMAL RELATED INC ANTI-SOCIAL	35	29	6	21%
BEGGING/VAGRANCY	27	30	-3	-10%
ENVIRONMENT DAMAGE OR LITTER	23	7	16	229%
HOAX CALLS	96	98	-2	-2%
INAPPROP SALE/USE FIREWORKS	8	18	-10	-56%
MALICIOUS/NUISANCE COMMS	363	318	45	14%
NEIGHBOURS	276	243	33	14%
NOISE	122	55	67	122%
PROSTITUTION RELATED ACTIVITY	1	3	-2	-67%
ROWDY OR INCONSIDERATE BEHAV	3169	3401	-232	-7%
STREET DRINKING	33	21	12	57%
TRESPASS	7	9	-2	-22%
VEH NUIS & INAPPROP VEH USE	352	296	56	19%
Sum:	4615	4671	-56	-1%



Kettering Town Forum Report

NK01 William Knibb - ASB

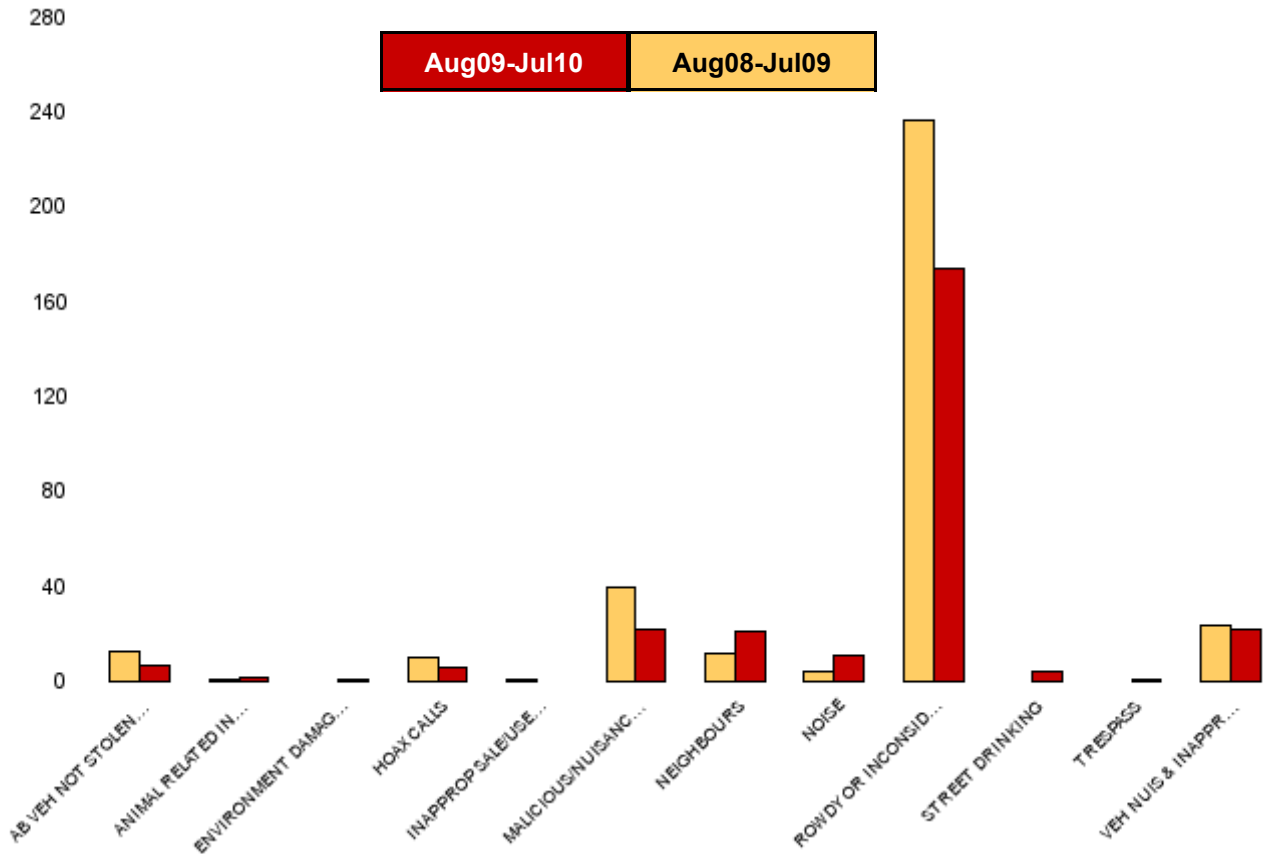
NSIR Closing Category Desc	No of Incidents (Aug09-Jul10)	No of Incidents (Aug08-Jul09)	+/- Incidents	% Change Incidents
AB VEH NOT STOLEN/OBSTRUCT	18	36	-18	-50%
ANIMAL RELATED INC ANTI-SOCIAL	4	2	2	100%
BEGGING/VAGRANCY	21	26	-5	-19%
ENVIRONMENT DAMAGE OR LITTER	4	2	2	100%
HOAX CALLS	45	26	19	73%
INAPPROP SALE/USE FIREWORKS	1	5	-4	-80%
MALICIOUS/NUISANCE COMMS	72	46	26	57%
NEIGHBOURS	35	45	-10	-22%
NOISE	29	15	14	93%
ROWDY OR INCONSIDERATE BEHAV	1077	1098	-21	-2%
STREET DRINKING	12	11	1	9%
TRESPASS	2	3	-1	-33%
VEH NUIS & INAPPROP VEH USE	69	41	28	68%
Sum:	1389	1356	33	2%



Kettering Town Forum Report

NK02 Northfield - ASB

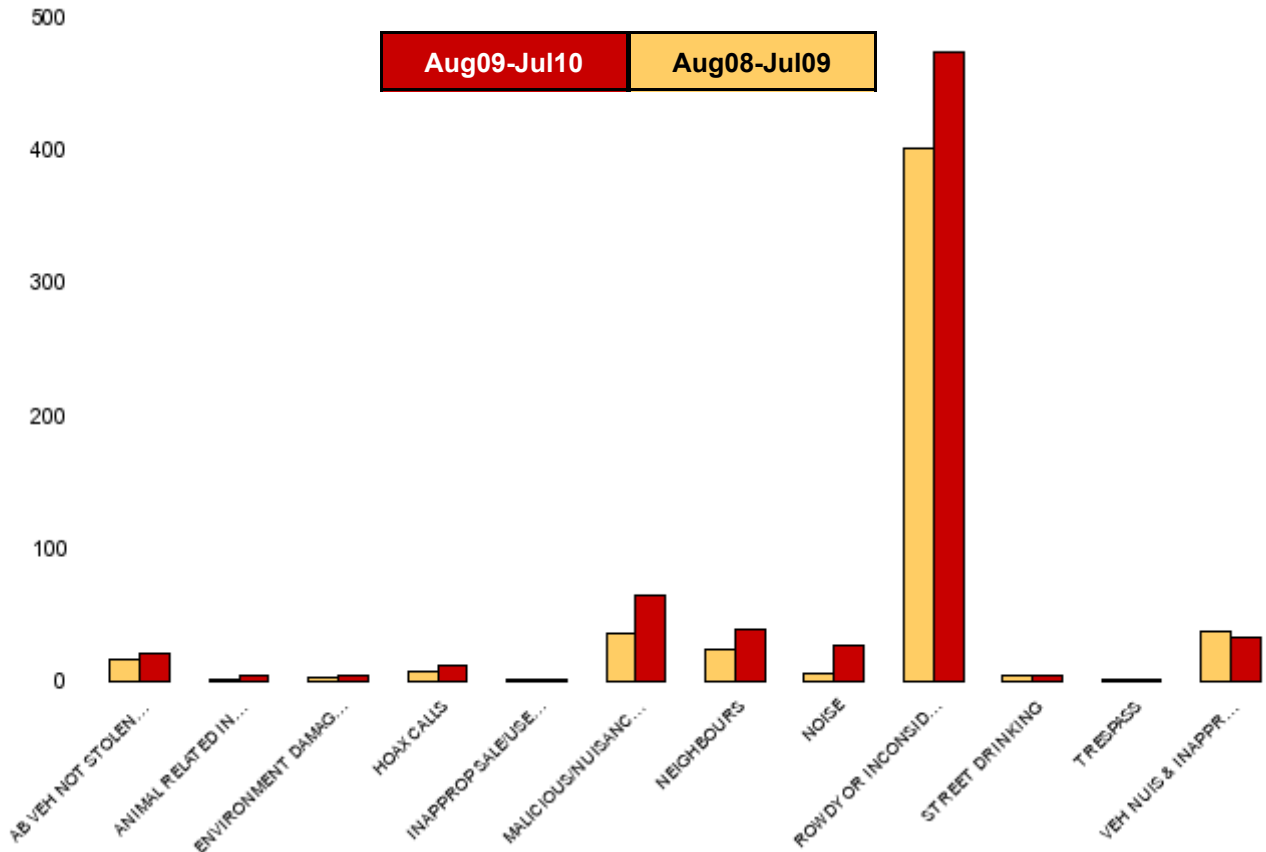
NSIR Closing Category Desc	No of Incidents (Aug09-Jul10)	No of Incidents (Aug08-Jul09)	+/- Incidents	% Change Incidents
AB VEH NOT STOLEN/OBSTRUCT	7	13	-6	-46%
ANIMAL RELATED INC ANTI-SOCIAL	2	1	1	100%
ENVIRONMENT DAMAGE OR LITTER	1	0	1	0%
HOAX CALLS	6	10	-4	-40%
INAPPROP SALE/USE FIREWORKS	0	1	-1	-100%
MALICIOUS/NUISANCE COMMS	22	40	-18	-45%
NEIGHBOURS	21	12	9	75%
NOISE	11	4	7	175%
ROWDY OR INCONSIDERATE BEHAV	174	237	-63	-27%
STREET DRINKING	4	0	4	0%
TRESPASS	1	0	1	0%
VEH NUIS & INAPPROP VEH USE	22	24	-2	-8%
Sum:	271	342	-71	-21%



Kettering Town Forum Report

NK03 All Saints - ASB

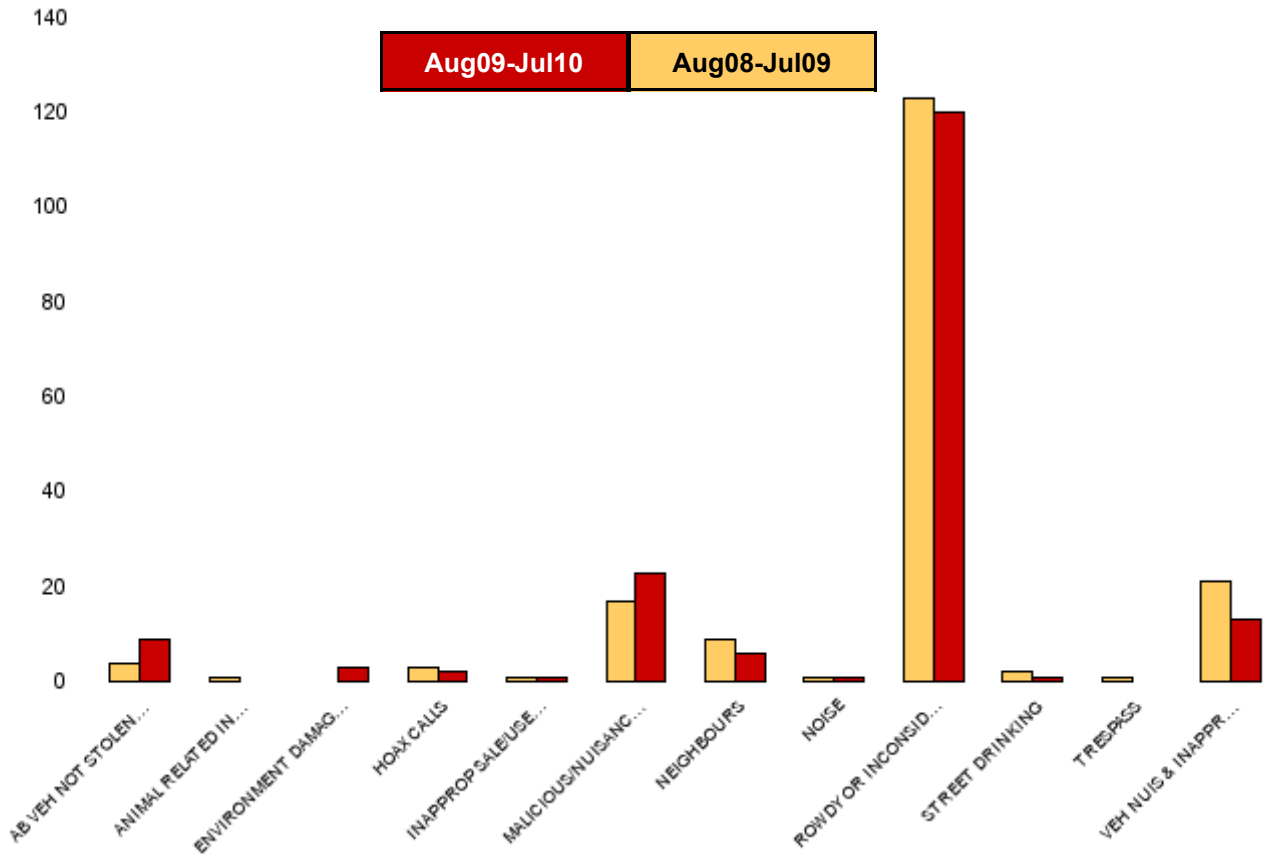
NSIR Closing Category Desc	No of Incidents (Aug09-Jul10)	No of Incidents (Aug08-Jul09)	+/- Incidents	% Change Incidents
AB VEH NOT STOLEN/OBSTRUCT	22	17	5	29%
ANIMAL RELATED INC ANTI-SOCIAL	4	2	2	100%
ENVIRONMENT DAMAGE OR LITTER	5	3	2	67%
HOAX CALLS	12	7	5	71%
INAPPROP SALE/USE FIREWORKS	1	1	0	0%
MALICIOUS/NUISANCE COMMS	65	36	29	81%
NEIGHBOURS	39	25	14	56%
NOISE	28	6	22	367%
ROWDY OR INCONSIDERATE BEHAV	474	401	73	18%
STREET DRINKING	5	4	1	25%
TRESPASS	1	1	0	0%
VEH NUIS & INAPPROP VEH USE	33	38	-5	-13%
Sum:	689	541	148	27%



Kettering Town Forum Report

NK04 Brambleside - ASB

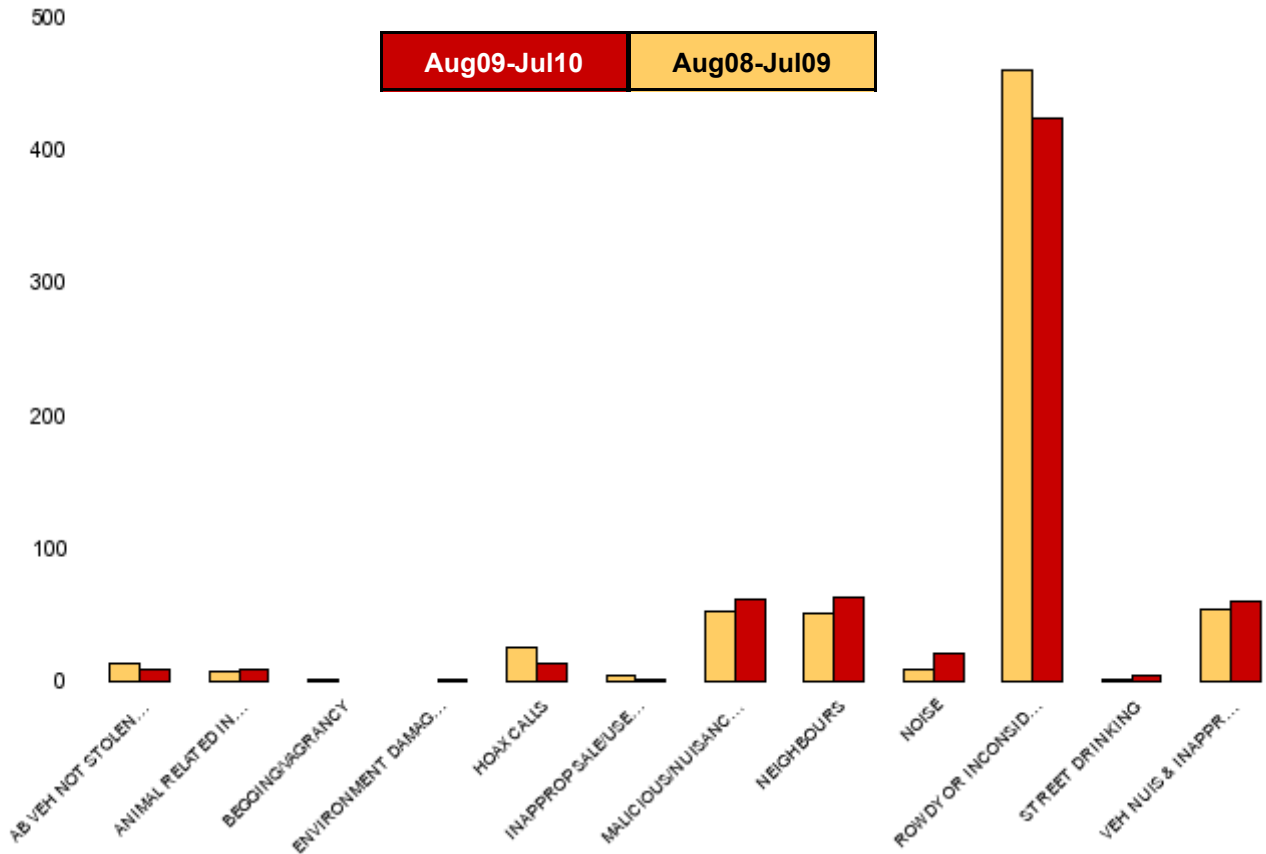
NSIR Closing Category Desc	No of Incidents (Aug09-Jul10)	No of Incidents (Aug08-Jul09)	+/- Incidents	% Change Incidents
AB VEH NOT STOLEN/OBSTRUCT	9	4	5	125%
ANIMAL RELATED INC ANTI-SOCIAL	0	1	-1	-100%
ENVIRONMENT DAMAGE OR LITTER	3	0	3	0%
HOAX CALLS	2	3	-1	-33%
INAPPROP SALE/USE FIREWORKS	1	1	0	0%
MALICIOUS/NUISANCE COMMS	23	17	6	35%
NEIGHBOURS	6	9	-3	-33%
NOISE	1	1	0	0%
ROWDY OR INCONSIDERATE BEHAV	120	123	-3	-2%
STREET DRINKING	1	2	-1	-50%
TRESPASS	0	1	-1	-100%
VEH NUIS & INAPPROP VEH USE	13	21	-8	-38%
Sum:	179	183	-4	-2%



Kettering Town Forum Report

NK05 Avondale Grange - ASB

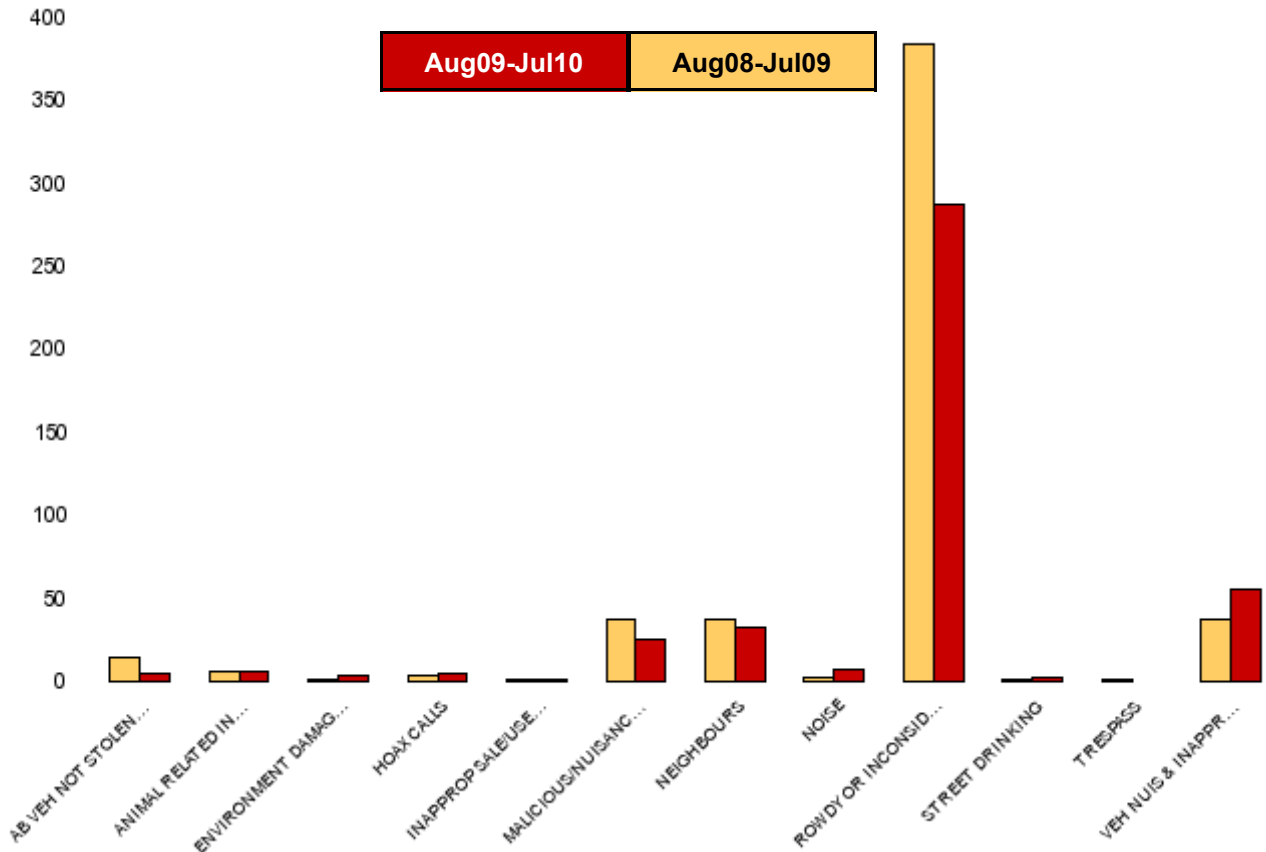
NSIR Closing Category Desc	No of Incidents (Aug09-Jul10)	No of Incidents (Aug08-Jul09)	+/- Incidents	% Change Incidents
AB VEH NOT STOLEN/OBSTRUCT	9	13	-4	-31%
ANIMAL RELATED INC ANTI-SOCIAL	9	7	2	29%
BEGGING/VAGRANCY	0	2	-2	-100%
ENVIRONMENT DAMAGE OR LITTER	2	0	2	0%
HOAX CALLS	13	26	-13	-50%
INAPPROP SALE/USE FIREWORKS	2	5	-3	-60%
MALICIOUS/NUISANCE COMMS	62	53	9	17%
NEIGHBOURS	63	51	12	24%
NOISE	22	9	13	144%
ROWDY OR INCONSIDERATE BEHAV	425	461	-36	-8%
STREET DRINKING	4	2	2	100%
VEH NUIS & INAPPROP VEH USE	60	54	6	11%
Sum:	671	683	-12	-2%



Kettering Town Forum Report

NK06 Pipers Hill - ASB

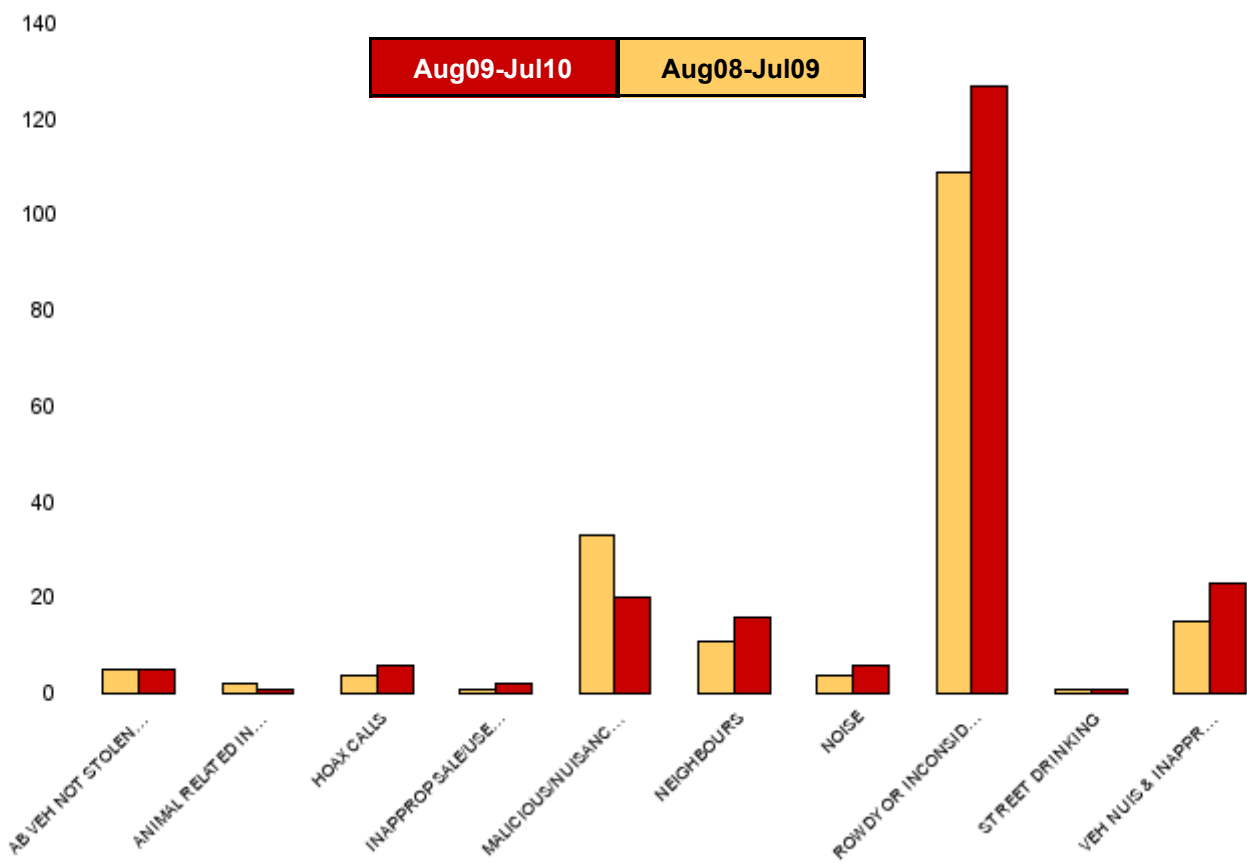
NSIR Closing Category Desc	No of Incidents (Aug09-Jul10)	No of Incidents (Aug08-Jul09)	+/- Incidents	% Change Incidents
AB VEH NOT STOLEN/OBSTRUCT	5	15	-10	-67%
ANIMAL RELATED INC ANTI-SOCIAL	6	6	0	0%
ENVIRONMENT DAMAGE OR LITTER	4	1	3	300%
HOAX CALLS	5	4	1	25%
INAPPROP SALE/USE FIREWORKS	1	1	0	0%
MALICIOUS/NUISANCE COMMS	26	37	-11	-30%
NEIGHBOURS	33	37	-4	-11%
NOISE	7	3	4	133%
ROWDY OR INCONSIDERATE BEHAV	288	384	-96	-25%
STREET DRINKING	3	1	2	200%
TRESPASS	0	1	-1	-100%
VEH NUIS & INAPPROP VEH USE	56	37	19	51%
Sum:	434	527	-93	-18%



Kettering Town Forum Report

NK07 Ise Lodge - ASB

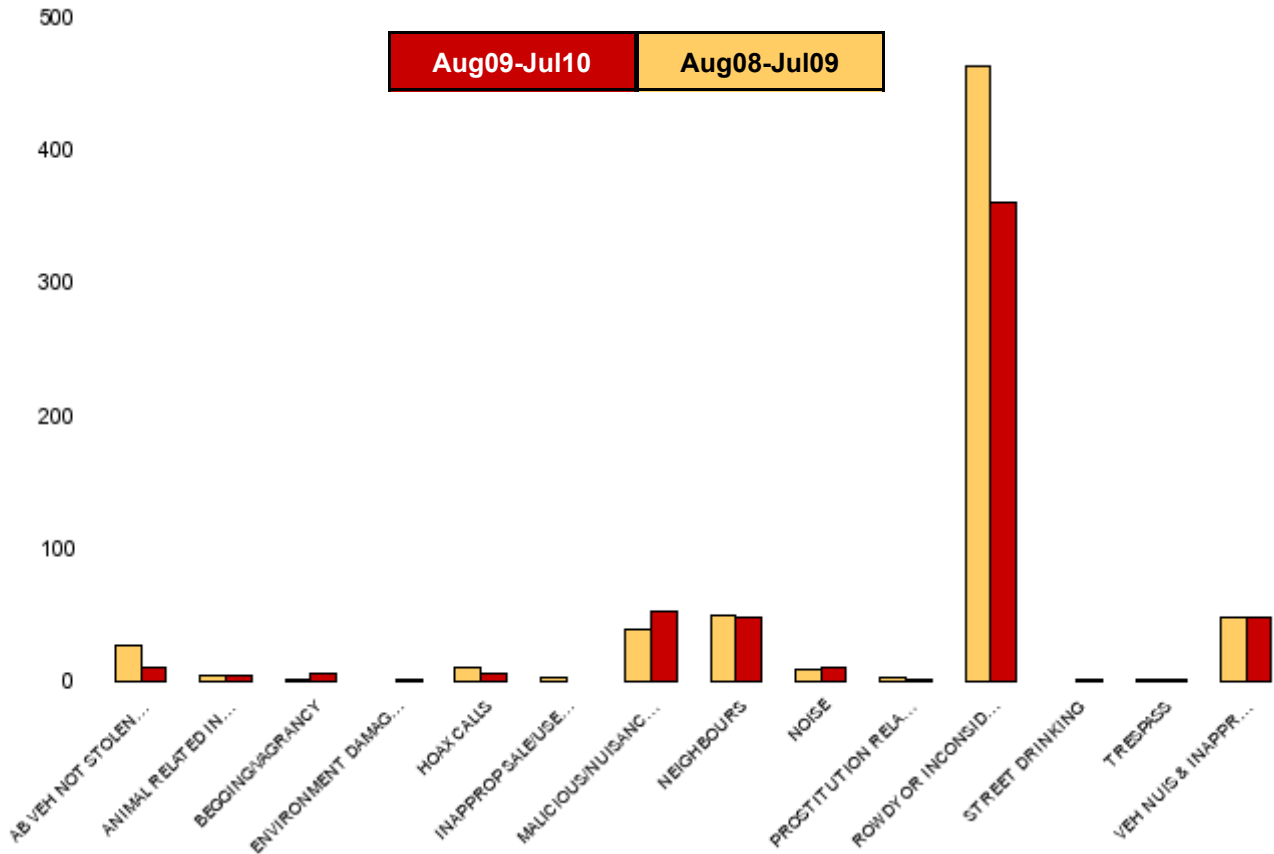
NSIR Closing Category Desc	No of Incidents (Aug09-Jul10)	No of Incidents (Aug08-Jul09)	+/- Incidents	% Change Incidents
AB VEH NOT STOLEN/OBSTRUCT	5	5	0	0%
ANIMAL RELATED INC ANTI-SOCIAL	1	2	-1	-50%
HOAX CALLS	6	4	2	50%
INAPPROP SALE/USE FIREWORKS	2	1	1	100%
MALICIOUS/NUISANCE COMMS	20	33	-13	-39%
NEIGHBOURS	16	11	5	45%
NOISE	6	4	2	50%
ROWDY OR INCONSIDERATE BEHAV	127	109	18	17%
STREET DRINKING	1	1	0	0%
VEH NUIS & INAPPROP VEH USE	23	15	8	53%
Sum:	207	185	22	12%



Kettering Town Forum Report

NK08 St Michaels & Wicksteed - ASB

NSIR Closing Category Desc	No of Incidents (Aug09-Jul10)	No of Incidents (Aug08-Jul09)	+/- Incidents	% Change Incidents
AB VEH NOT STOLEN/OBSTRUCT	11	28	-17	-61%
ANIMAL RELATED INC ANTI-SOCIAL	4	5	-1	-20%
BEGGING/VAGRANCY	6	1	5	500%
ENVIRONMENT DAMAGE OR LITTER	2	0	2	0%
HOAX CALLS	6	10	-4	-40%
INAPPROP SALE/USE FIREWORKS	0	3	-3	-100%
MALICIOUS/NUISANCE COMMS	53	40	13	33%
NEIGHBOURS	49	50	-1	-2%
NOISE	10	9	1	11%
PROSTITUTION RELATED ACTIVITY	1	3	-2	-67%
ROWDY OR INCONSIDERATE BEHAV	361	463	-102	-22%
STREET DRINKING	2	0	2	0%
TRESPASS	2	1	1	100%
VEH NUIS & INAPPROP VEH USE	49	48	1	2%
Sum:	556	661	-105	-16%



Kettering Town Forum Report

NK09 St Peters - ASB

NSIR Closing Category Desc	No of Incidents (Aug09-Jul10)	No of Incidents (Aug08-Jul09)	+/- Incidents	% Change Incidents
AB VEH NOT STOLEN/OBSTRUCT	17	12	5	42%
ANIMAL RELATED INC ANTI-SOCIAL	5	3	2	67%
BEGGING/VAGRANCY	0	1	-1	-100%
ENVIRONMENT DAMAGE OR LITTER	2	1	1	100%
HOAX CALLS	1	8	-7	-88%
MALICIOUS/NUISANCE COMMS	20	16	4	25%
NEIGHBOURS	14	3	11	367%
NOISE	8	4	4	100%
ROWDY OR INCONSIDERATE BEHAV	123	125	-2	-2%
STREET DRINKING	1	0	1	0%
TRESPASS	1	2	-1	-50%
VEH NUIS & INAPPROP VEH USE	27	18	9	50%
Sum:	219	193	26	13%

