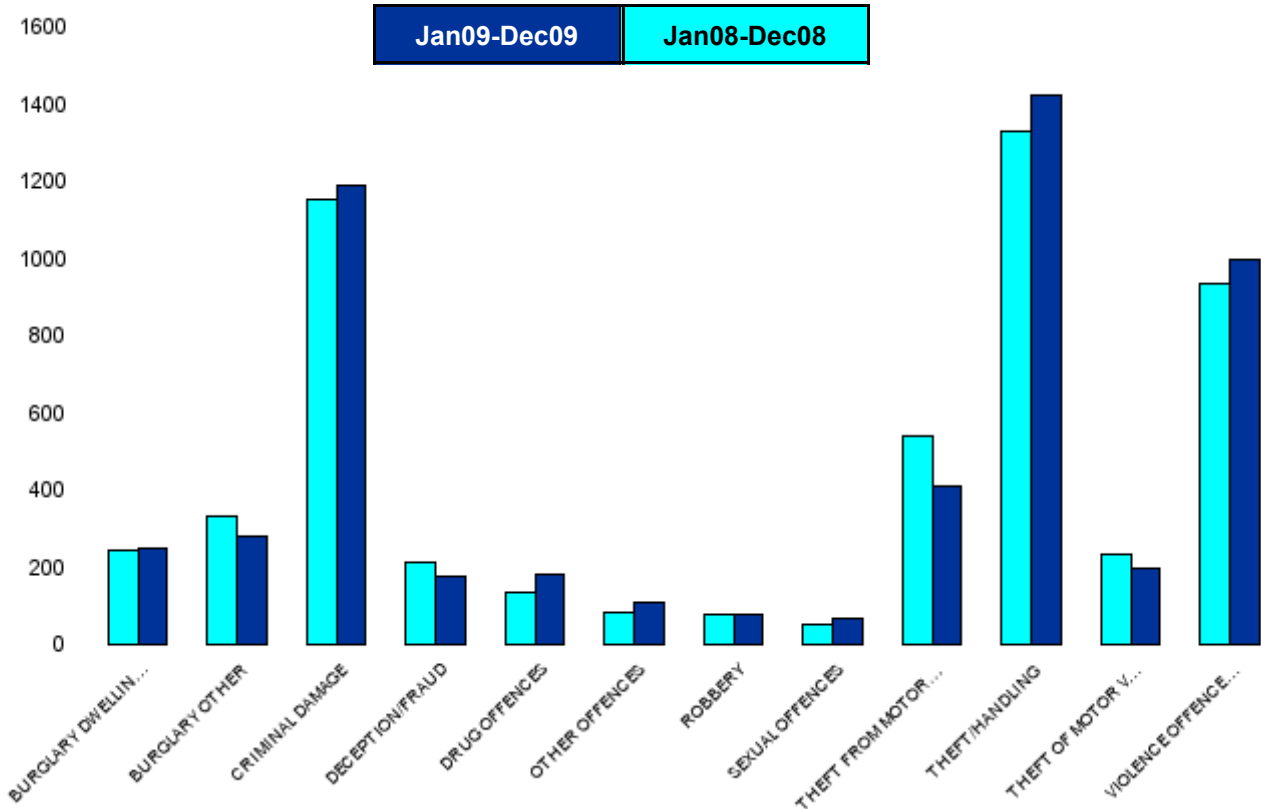


Kettering Town Forum Report

Kettering Town Sector - Crime

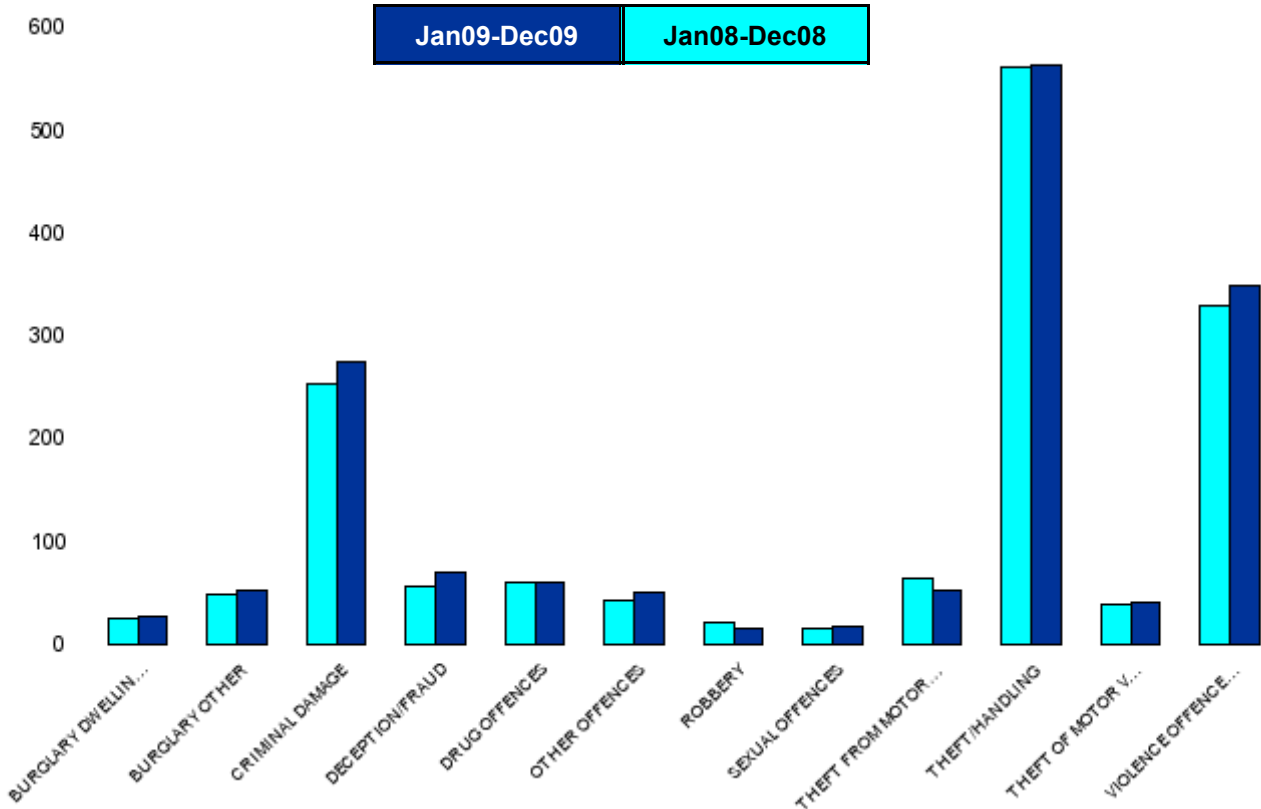
HO Group	No of Crimes (Jan09-Dec09)	No of Crimes (Jan08-Dec08)	+/- Crime	% Change	No of Cleared Up Crimes	Detection Rate (Past 12 Months)
BURGLARY DWELLING	251	243	8	3%	50	20%
BURGLARY OTHER	279	332	-53	-16%	27	10%
CRIMINAL DAMAGE	1188	1155	33	3%	155	13%
DECEPTION/FRAUD	174	213	-39	-18%	65	37%
DRUG OFFENCES	182	134	48	36%	171	94%
OTHER OFFENCES	108	83	25	30%	83	77%
ROBBERY	75	79	-4	-5%	20	27%
SEXUAL OFFENCES	66	49	17	35%	12	18%
THEFT FROM MOTOR VEHICLES	409	540	-131	-24%	24	6%
THEFT/HANDLING	1426	1331	95	7%	447	31%
THEFT OF MOTOR VEHICLES	199	233	-34	-15%	27	14%
VIOLENCE OFFENCES	996	936	60	6%	440	44%
Sum:	5353	5328	25	0%	1521	28%



Kettering Town Forum Report

NK01 William Knibb - Crime

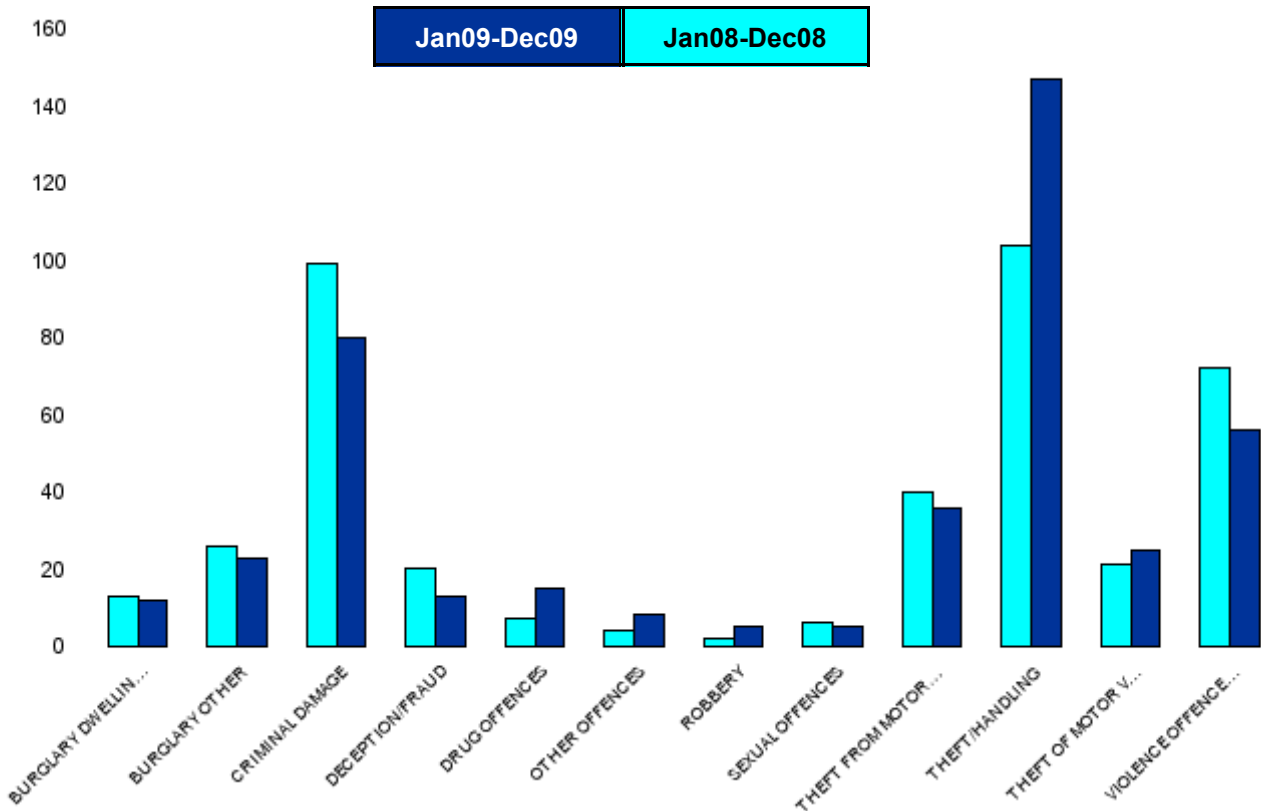
HO Group	No of Crimes (Jan09-Dec09)	No of Crimes (Jan08-Dec08)	+/- Crime	% Change	No of Cleared Up Crimes	Detection Rate (Past 12 Months)
BURGLARY DWELLING	27	26	1	4%	7	26%
BURGLARY OTHER	53	49	4	8%	11	21%
CRIMINAL DAMAGE	274	253	21	8%	45	16%
DECEPTION/FRAUD	70	56	14	25%	34	49%
DRUG OFFENCES	61	60	1	2%	63	103%
OTHER OFFENCES	50	42	8	19%	36	72%
ROBBERY	15	21	-6	-29%	5	33%
SEXUAL OFFENCES	17	16	1	6%	5	29%
THEFT FROM MOTOR VEHICLES	52	65	-13	-20%	2	4%
THEFT/HANDLING	564	561	3	1%	234	41%
THEFT OF MOTOR VEHICLES	41	38	3	8%	3	7%
VIOLENCE OFFENCES	348	329	19	6%	149	43%
Sum:	1572	1516	56	4%	594	38%



Kettering Town Forum Report

NK02 Northfield - Crime

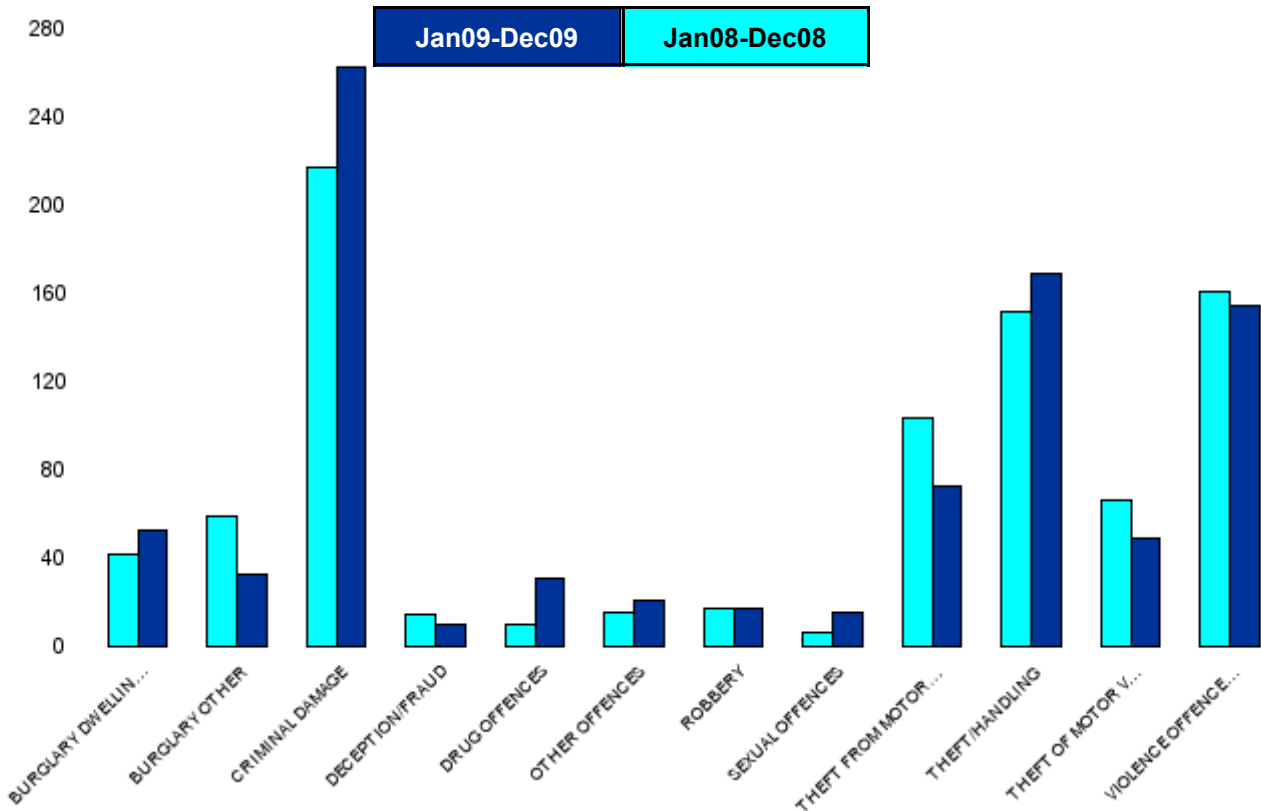
HO Group	No of Crimes (Jan09-Dec09)	No of Crimes (Jan08-Dec08)	+/- Crime	% Change	No of Cleared Up Crimes	Detection Rate (Past 12 Months)
BURGLARY DWELLING	12	13	-1	-8%	0	0%
BURGLARY OTHER	23	26	-3	-12%	1	4%
CRIMINAL DAMAGE	80	99	-19	-19%	13	16%
DECEPTION/FRAUD	13	20	-7	-35%	3	23%
DRUG OFFENCES	15	7	8	114%	13	87%
OTHER OFFENCES	8	4	4	100%	5	63%
ROBBERY	5	2	3	150%	0	0%
SEXUAL OFFENCES	5	6	-1	-17%	3	60%
THEFT FROM MOTOR VEHICLES	36	40	-4	-10%	0	0%
THEFT/HANDLING	147	104	43	41%	55	37%
THEFT OF MOTOR VEHICLES	25	21	4	19%	4	16%
VIOLENCE OFFENCES	56	72	-16	-22%	22	39%
Sum:	425	414	11	3%	119	28%



Kettering Town Forum Report

NK03 All Saints - Crime

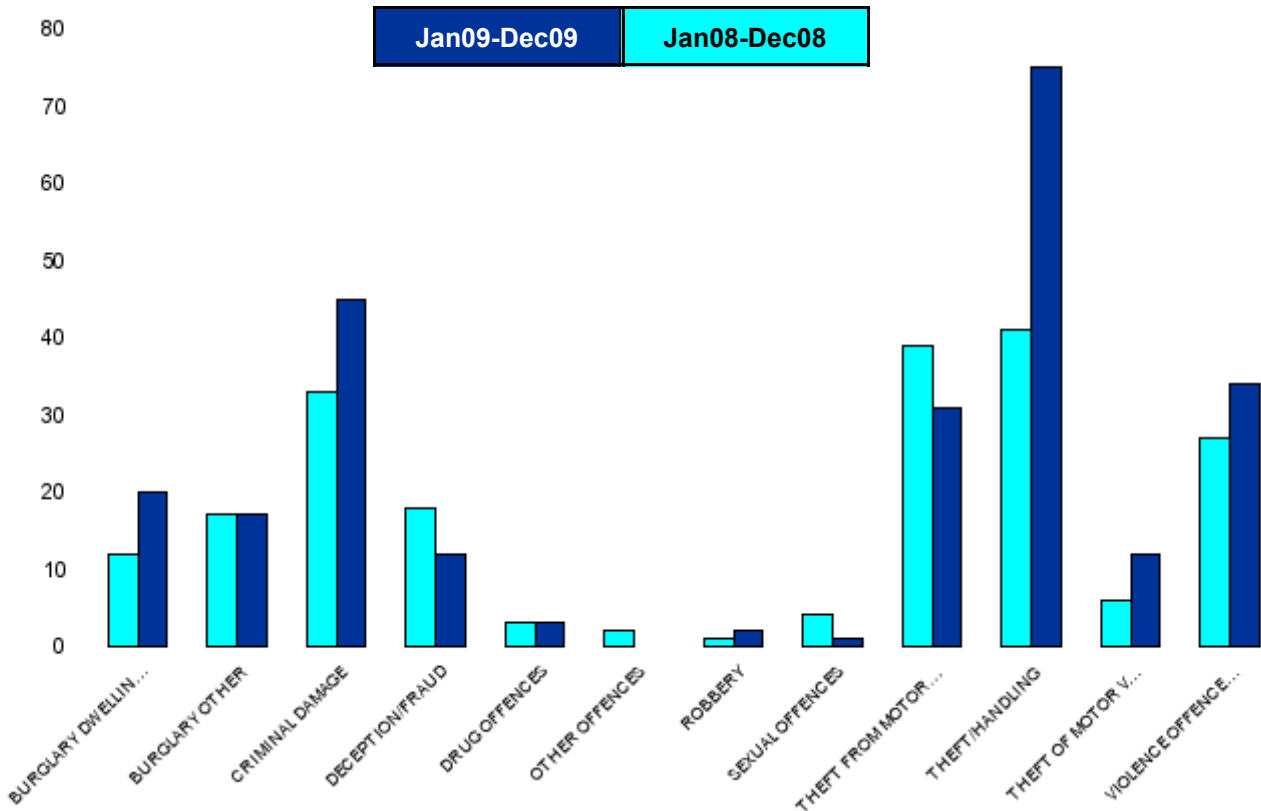
HO Group	No of Crimes (Jan09-Dec09)	No of Crimes (Jan08-Dec08)	+/- Crime	% Change	No of Cleared Up Crimes	Detection Rate (Past 12 Months)
BURGLARY DWELLING	53	42	11	26%	15	28%
BURGLARY OTHER	33	59	-26	-44%	4	12%
CRIMINAL DAMAGE	263	217	46	21%	30	11%
DECEPTION/FRAUD	10	14	-4	-29%	6	60%
DRUG OFFENCES	31	10	21	210%	26	84%
OTHER OFFENCES	21	15	6	40%	18	86%
ROBBERY	17	17	0	0%	3	18%
SEXUAL OFFENCES	15	6	9	150%	2	13%
THEFT FROM MOTOR VEHICLES	73	104	-31	-30%	2	3%
THEFT/HANDLING	169	152	17	11%	60	36%
THEFT OF MOTOR VEHICLES	49	66	-17	-26%	5	10%
VIOLENCE OFFENCES	155	161	-6	-4%	64	41%
Sum:	889	863	26	3%	235	26%



Kettering Town Forum Report

NK04 Brambleside - Crime

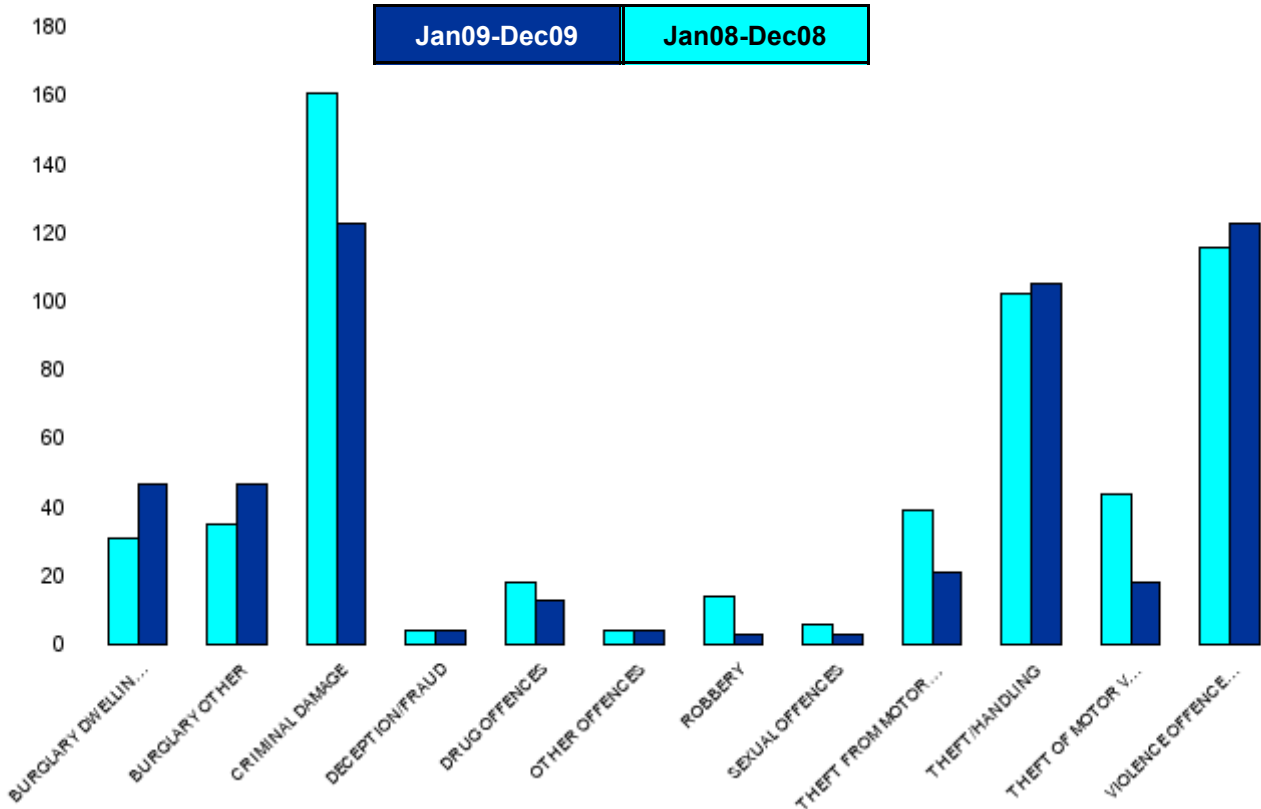
HO Group	No of Crimes (Jan09-Dec09)	No of Crimes (Jan08-Dec08)	+/- Crime	% Change	No of Cleared Up Crimes	Detection Rate (Past 12 Months)
BURGLARY DWELLING	20	12	8	67%	7	35%
BURGLARY OTHER	17	17	0	0%	1	6%
CRIMINAL DAMAGE	45	33	12	36%	2	4%
DECEPTION/FRAUD	12	18	-6	-33%	2	17%
DRUG OFFENCES	3	3	0	0%	3	100%
OTHER OFFENCES	0	2	-2	-100%	0	0%
ROBBERY	2	1	1	100%	0	0%
SEXUAL OFFENCES	1	4	-3	-75%	0	0%
THEFT FROM MOTOR VEHICLES	31	39	-8	-21%	2	6%
THEFT/HANDLING	75	41	34	83%	13	17%
THEFT OF MOTOR VEHICLES	12	6	6	100%	2	17%
VIOLENCE OFFENCES	34	27	7	26%	11	32%
Sum:	252	203	49	24%	43	17%



Kettering Town Forum Report

NK05 Avondale Grange - Crime

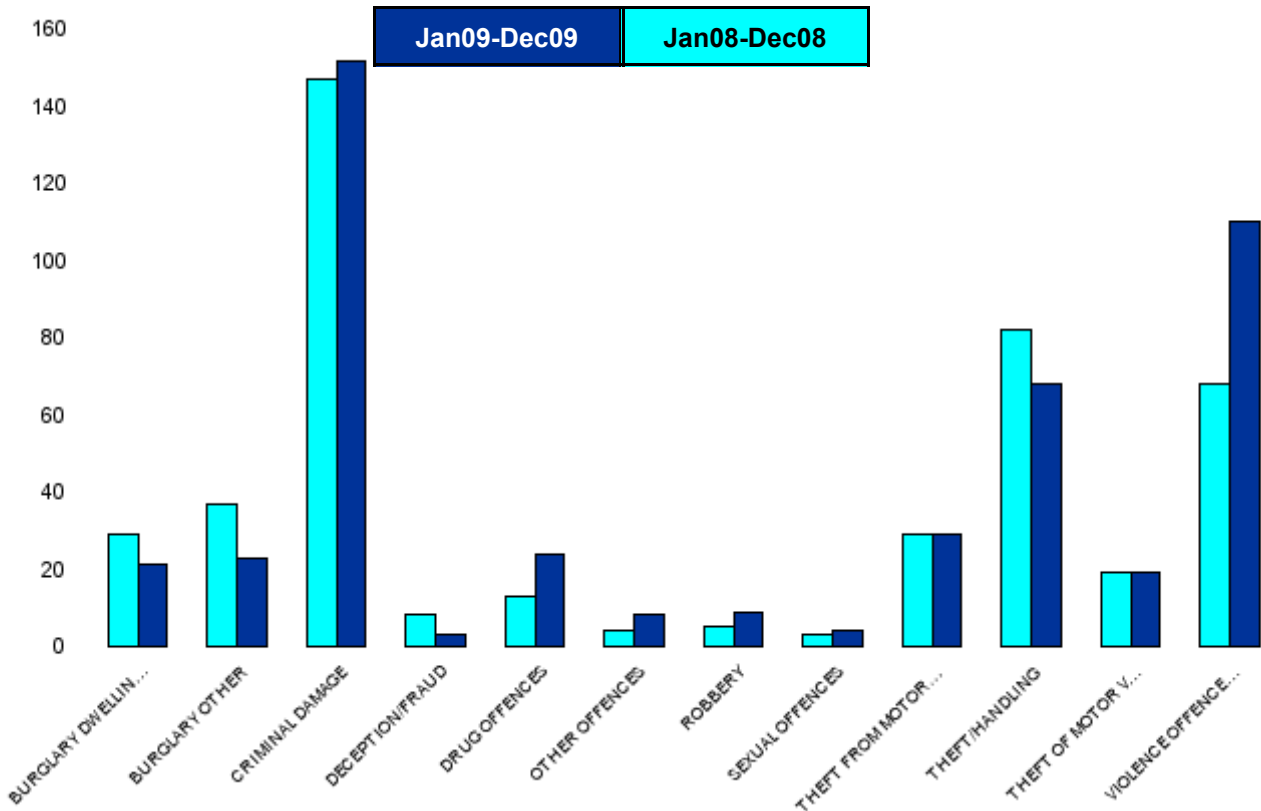
HO Group	No of Crimes (Jan09-Dec09)	No of Crimes (Jan08-Dec08)	+/- Crime	% Change	No of Cleared Up Crimes	Detection Rate (Past 12 Months)
BURGLARY DWELLING	47	31	16	52%	8	17%
BURGLARY OTHER	47	35	12	34%	3	6%
CRIMINAL DAMAGE	123	161	-38	-24%	13	11%
DECEPTION/FRAUD	4	4	0	0%	2	50%
DRUG OFFENCES	13	18	-5	-28%	11	85%
OTHER OFFENCES	4	4	0	0%	5	125%
ROBBERY	3	14	-11	-79%	3	100%
SEXUAL OFFENCES	3	6	-3	-50%	1	33%
THEFT FROM MOTOR VEHICLES	21	39	-18	-46%	0	0%
THEFT/HANDLING	105	102	3	3%	31	30%
THEFT OF MOTOR VEHICLES	18	44	-26	-59%	6	33%
VIOLENCE OFFENCES	123	116	7	6%	65	53%
Sum:	511	574	-63	-11%	148	29%



Kettering Town Forum Report

NK06 Pipers Hill - Crime

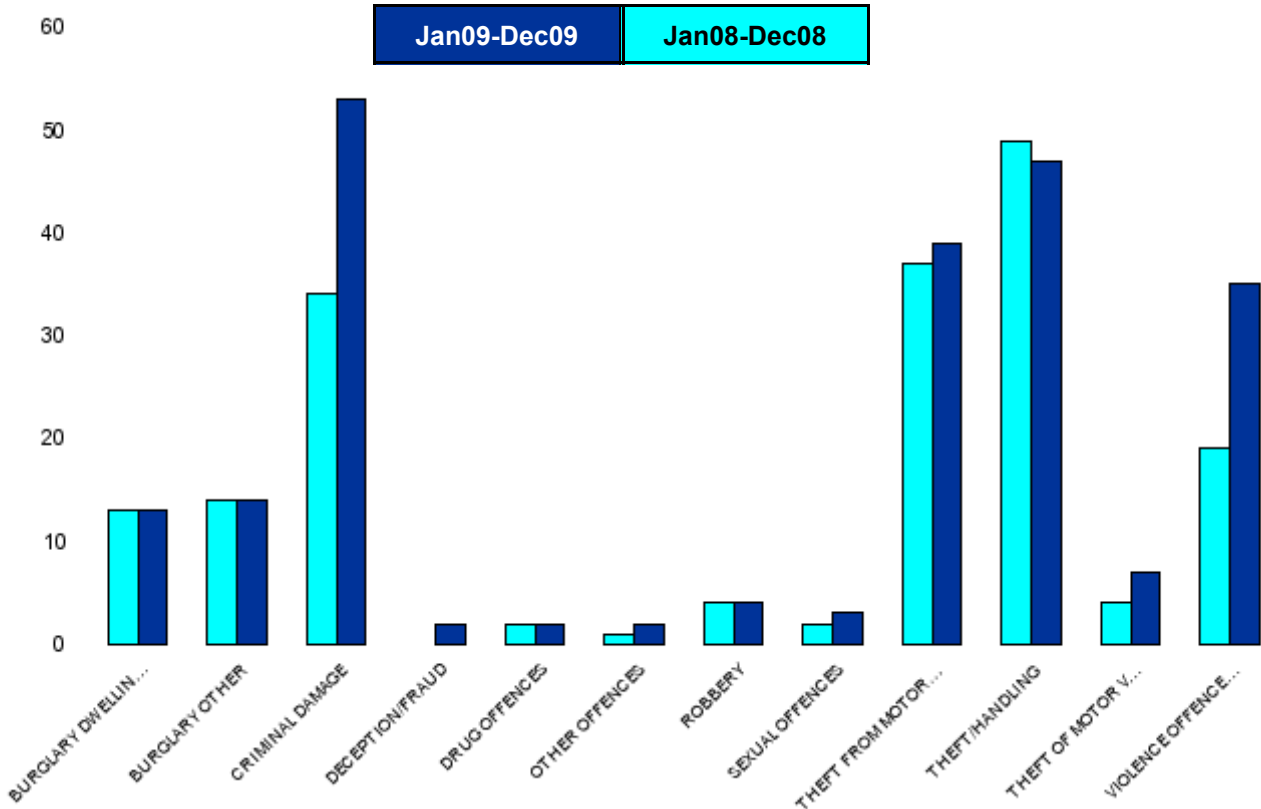
HO Group	No of Crimes (Jan09-Dec09)	No of Crimes (Jan08-Dec08)	+/- Crime	% Change	No of Cleared Up Crimes	Detection Rate (Past 12 Months)
BURGLARY DWELLING	21	29	-8	-28%	5	24%
BURGLARY OTHER	23	37	-14	-38%	1	4%
CRIMINAL DAMAGE	152	147	5	3%	29	19%
DECEPTION/FRAUD	3	8	-5	-63%	1	33%
DRUG OFFENCES	24	13	11	85%	21	88%
OTHER OFFENCES	8	4	4	100%	6	75%
ROBBERY	9	5	4	80%	0	0%
SEXUAL OFFENCES	4	3	1	33%	1	25%
THEFT FROM MOTOR VEHICLES	29	29	0	0%	1	3%
THEFT/HANDLING	68	82	-14	-17%	12	18%
THEFT OF MOTOR VEHICLES	19	19	0	0%	0	0%
VIOLENCE OFFENCES	110	68	42	62%	49	45%
Sum:	470	444	26	6%	126	27%



Kettering Town Forum Report

NK07 Ise Lodge - Crime

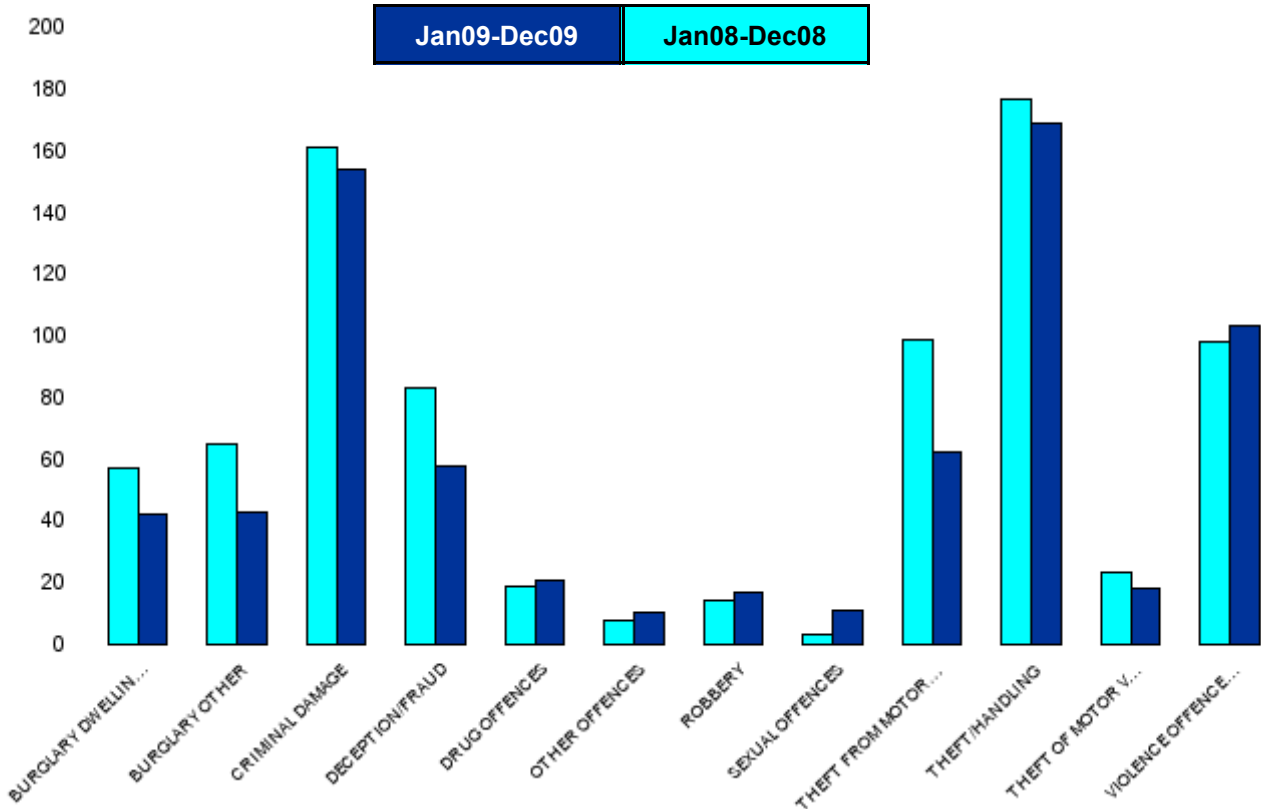
HO Group	No of Crimes (Jan09-Dec09)	No of Crimes (Jan08-Dec08)	+/- Crime	% Change	No of Cleared Up Crimes	Detection Rate (Past 12 Months)
BURGLARY DWELLING	13	13	0	0%	0	0%
BURGLARY OTHER	14	14	0	0%	0	0%
CRIMINAL DAMAGE	53	34	19	56%	7	13%
DECEPTION/FRAUD	2	0	2	#DIV/0	1	50%
DRUG OFFENCES	2	2	0	0%	2	100%
OTHER OFFENCES	2	1	1	100%	2	100%
ROBBERY	4	4	0	0%	3	75%
SEXUAL OFFENCES	3	2	1	50%	0	0%
THEFT FROM MOTOR VEHICLES	39	37	2	5%	0	0%
THEFT/HANDLING	47	49	-2	-4%	12	26%
THEFT OF MOTOR VEHICLES	7	4	3	75%	0	0%
VIOLENCE OFFENCES	35	19	16	84%	19	54%
Sum:	221	179	42	23%	46	21%



Kettering Town Forum Report

NK08 St Michaels & Wicksteed - Crime

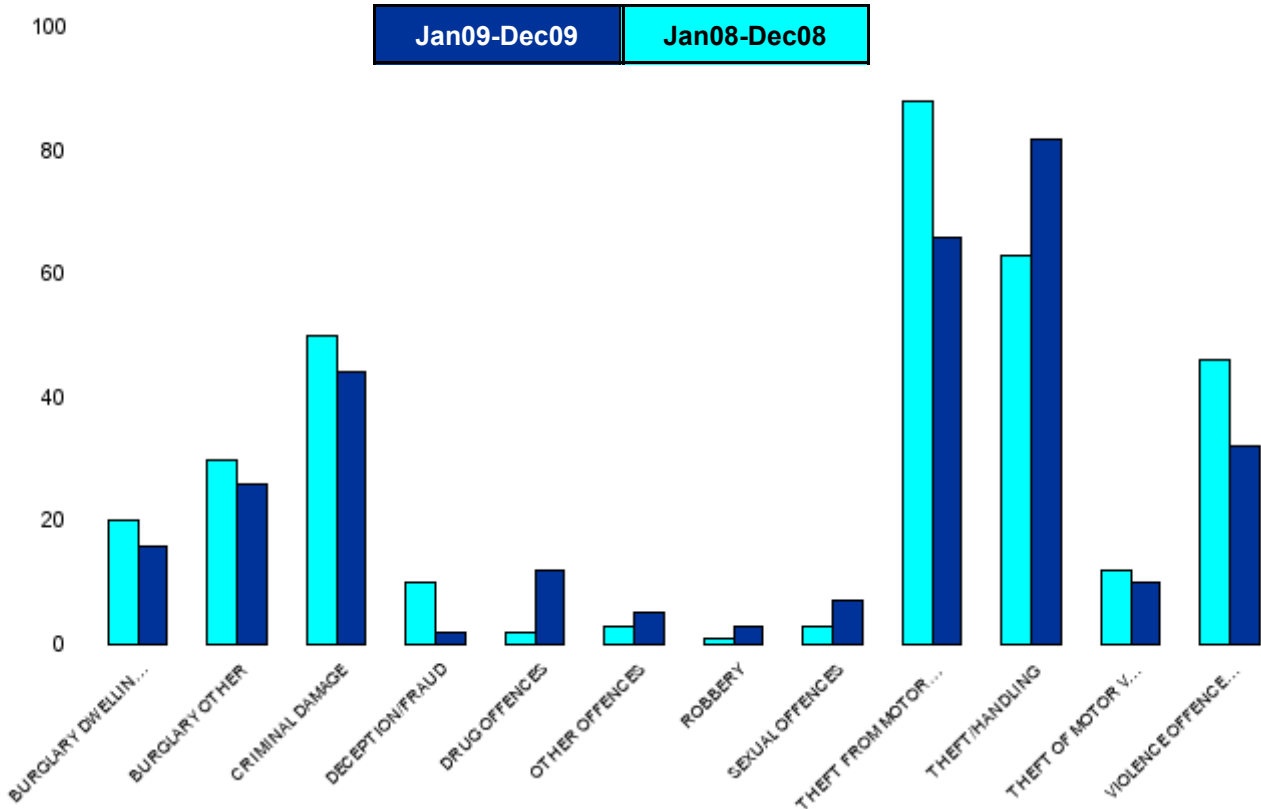
HO Group	No of Crimes (Jan09-Dec09)	No of Crimes (Jan08-Dec08)	+/- Crime	% Change	No of Cleared Up Crimes	Detection Rate (Past 12 Months)
BURGLARY DWELLING	42	57	-15	-26%	7	17%
BURGLARY OTHER	43	65	-22	-34%	5	12%
CRIMINAL DAMAGE	154	161	-7	-4%	14	9%
DECEPTION/FRAUD	58	83	-25	-30%	11	19%
DRUG OFFENCES	21	19	2	11%	21	100%
OTHER OFFENCES	10	8	2	25%	7	70%
ROBBERY	17	14	3	21%	6	35%
SEXUAL OFFENCES	11	3	8	267%	0	0%
THEFT FROM MOTOR VEHICLES	62	99	-37	-37%	7	11%
THEFT/HANDLING	169	177	-8	-5%	26	15%
THEFT OF MOTOR VEHICLES	18	23	-5	-22%	4	22%
VIOLENCE OFFENCES	103	98	5	5%	46	45%
Sum:	708	807	-99	-12%	154	22%



Kettering Town Forum Report

NK09 St Peters - Crime

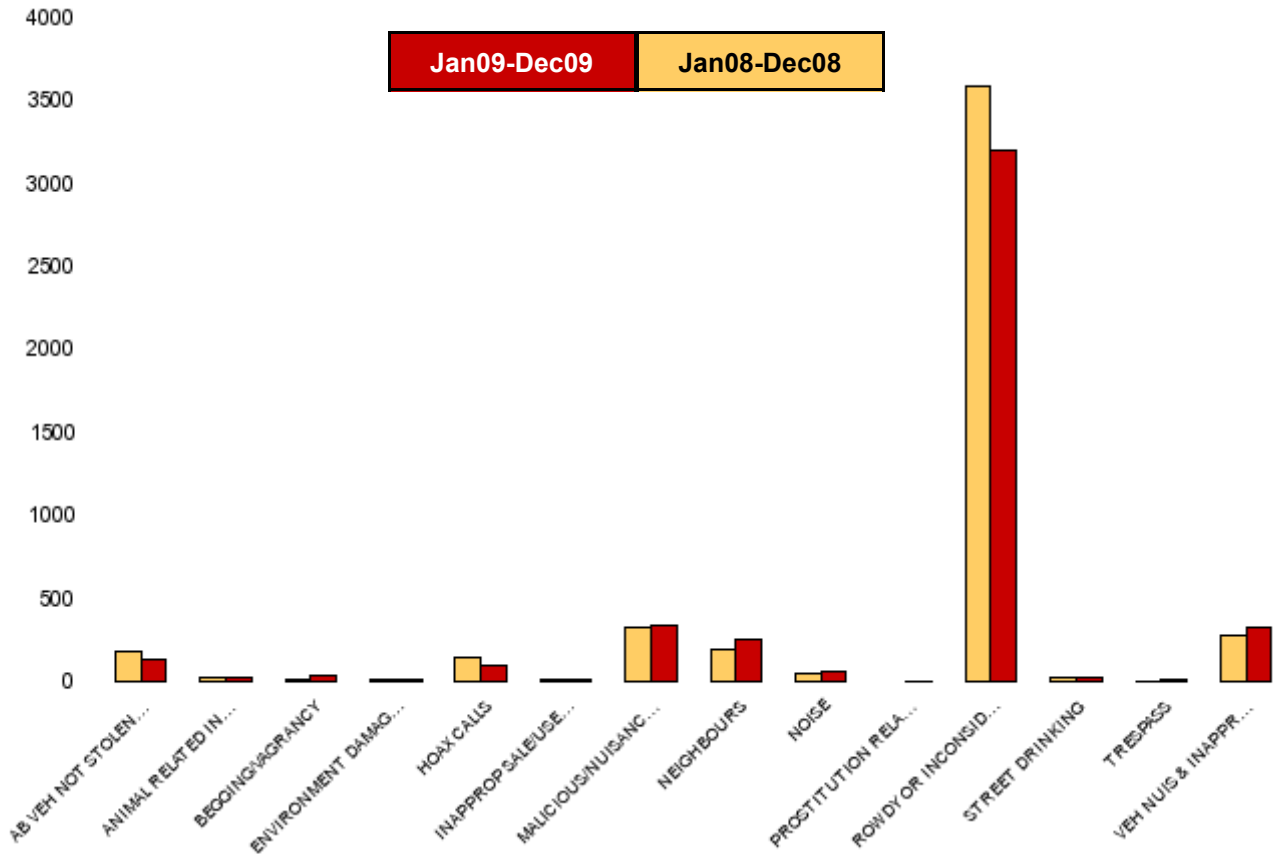
HO Group	No of Crimes (Jan09-Dec09)	No of Crimes (Jan08-Dec08)	+/- Crime	% Change	No of Cleared Up Crimes	Detection Rate (Past 12 Months)
BURGLARY DWELLING	16	20	-4	-20%	1	6%
BURGLARY OTHER	26	30	-4	-13%	1	4%
CRIMINAL DAMAGE	44	50	-6	-12%	2	5%
DECEPTION/FRAUD	2	10	-8	-80%	5	250%
DRUG OFFENCES	12	2	10	500%	11	92%
OTHER OFFENCES	5	3	2	67%	4	80%
ROBBERY	3	1	2	200%	0	0%
SEXUAL OFFENCES	7	3	4	133%	0	0%
THEFT FROM MOTOR VEHICLES	66	88	-22	-25%	10	15%
THEFT/HANDLING	82	63	19	30%	4	5%
THEFT OF MOTOR VEHICLES	10	12	-2	-17%	3	30%
VIOLENCE OFFENCES	32	46	-14	-30%	15	47%
Sum:	305	328	-23	-7%	56	18%



Kettering Town Forum Report

Kettering Town Sector - ASB

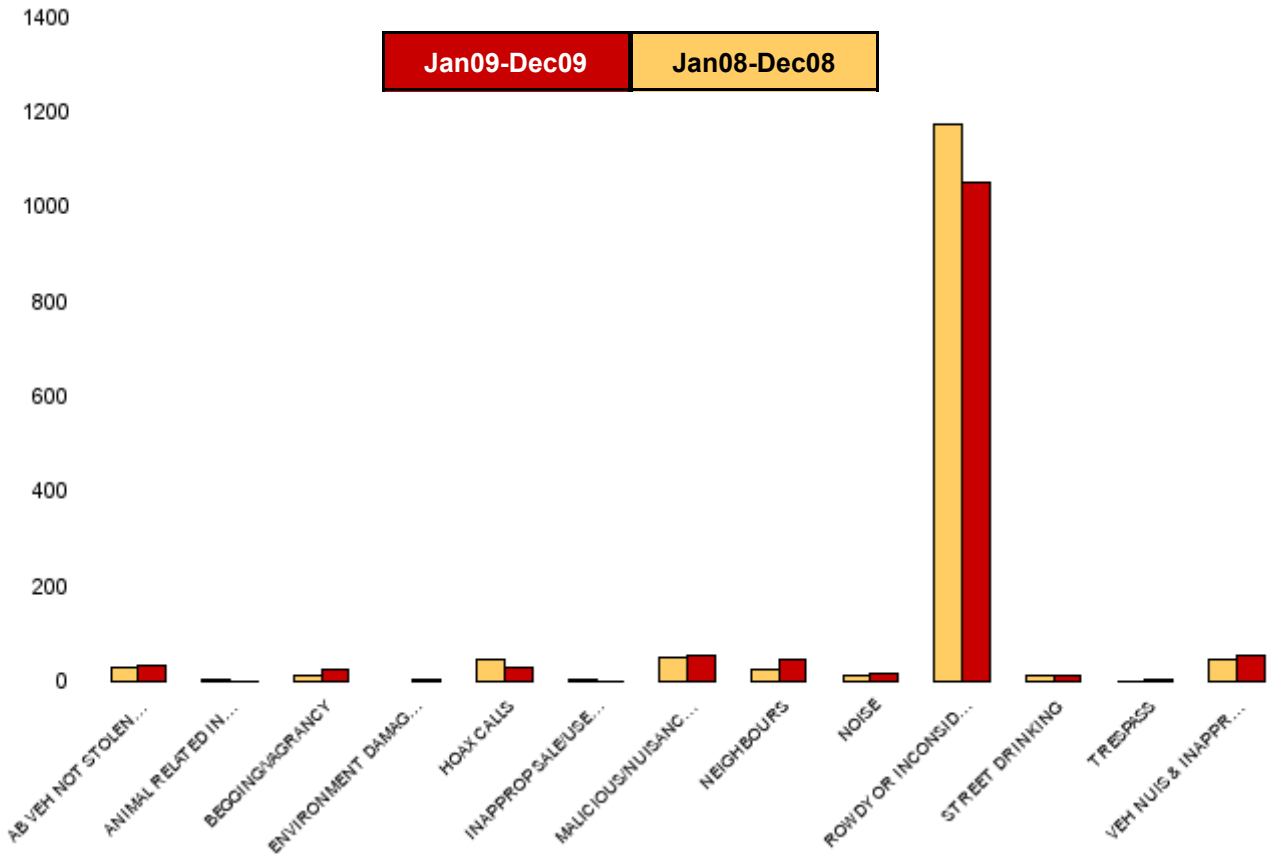
NSIR Closing Category Desc	No of Crimes (Jan09-Dec09)	No of Crimes (Jan08-Dec08)	+/- Incidents	% Change Incidents
AB VEH NOT STOLEN/OBSTRUCT	130	187	-57	-30%
ANIMAL RELATED INC ANTI-SOCIAL	29	29	0	0%
BEGGING/VAGRANCY	35	16	19	119%
ENVIRONMENT DAMAGE OR LITTER	14	12	2	17%
HOAX CALLS	103	141	-38	-27%
INAPPROP SALE/USE FIREWORKS	8	17	-9	-53%
MALICIOUS/NUISANCE COMMS	341	325	16	5%
NEIGHBOURS	256	192	64	33%
NOISE	66	45	21	47%
PROSTITUTION RELATED ACTIVITY	3	0	3	0%
ROWDY OR INCONSIDERATE BEHAV	3205	3587	-382	-11%
STREET DRINKING	31	22	9	41%
TRESPASS	10	7	3	43%
VEH NUIS & INAPPROP VEH USE	330	273	57	21%
Sum:	4561	4853	-292	-6%



Kettering Town Forum Report

NK01 William Knibb - ASB

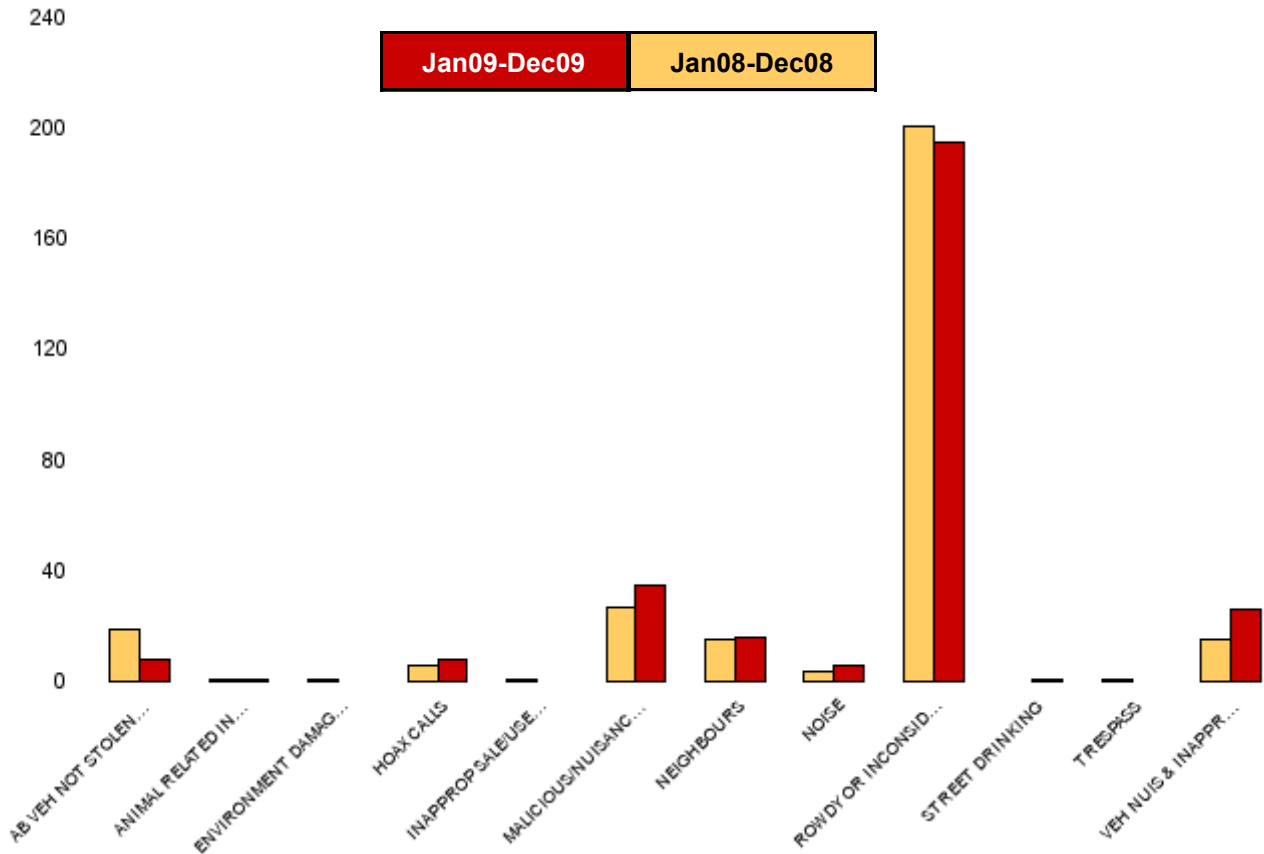
NSIR Closing Category Desc	No of Crimes (Jan09-Dec09)	No of Crimes (Jan08-Dec08)	+/- Incidents	% Change Incidents
AB VEH NOT STOLEN/OBSTRUCT	36	28	8	29%
ANIMAL RELATED INC ANTI-SOCIAL	2	4	-2	-50%
BEGGING/VAGRANCY	27	15	12	80%
ENVIRONMENT DAMAGE OR LITTER	4	0	4	0%
HOAX CALLS	32	49	-17	-35%
INAPPROP SALE/USE FIREWORKS	1	5	-4	-80%
MALICIOUS/NUISANCE COMMS	56	53	3	6%
NEIGHBOURS	47	27	20	74%
NOISE	18	14	4	29%
ROWDY OR INCONSIDERATE BEHAV	1051	1174	-123	-10%
STREET DRINKING	14	14	0	0%
TRESPASS	3	1	2	200%
VEH NUIS & INAPPROP VEH USE	54	45	9	20%
Sum:	1345	1429	-84	-6%



Kettering Town Forum Report

NK02 Northfield - ASB

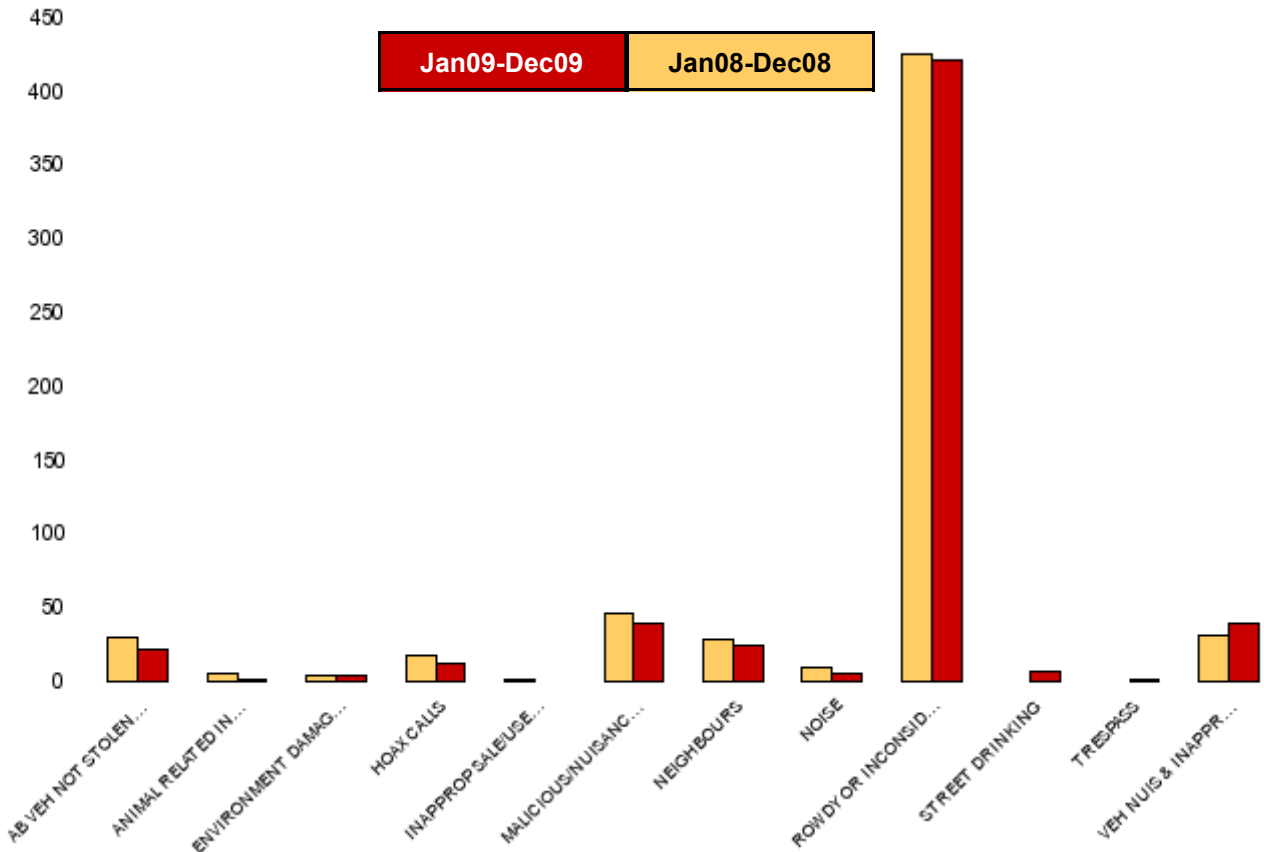
NSIR Closing Category Desc	No of Crimes (Jan09-Dec09)	No of Crimes (Jan08-Dec08)	+/- Incidents	% Change Incidents
AB VEH NOT STOLEN/OBSTRUCT	8	19	-11	-58%
ANIMAL RELATED INC ANTI-SOCIAL	1	1	0	0%
ENVIRONMENT DAMAGE OR LITTER	0	1	-1	-100%
HOAX CALLS	8	6	2	33%
INAPPROP SALE/USE FIREWORKS	0	1	-1	-100%
MALICIOUS/NUISANCE COMMS	35	27	8	30%
NEIGHBOURS	16	15	1	7%
NOISE	6	4	2	50%
ROWDY OR INCONSIDERATE BEHAV	195	201	-6	-3%
STREET DRINKING	1	0	1	0%
TRESPASS	0	1	-1	-100%
VEH NUIS & INAPPROP VEH USE	26	15	11	73%
Sum:	296	291	5	2%



Kettering Town Forum Report

NK03 All Saints - ASB

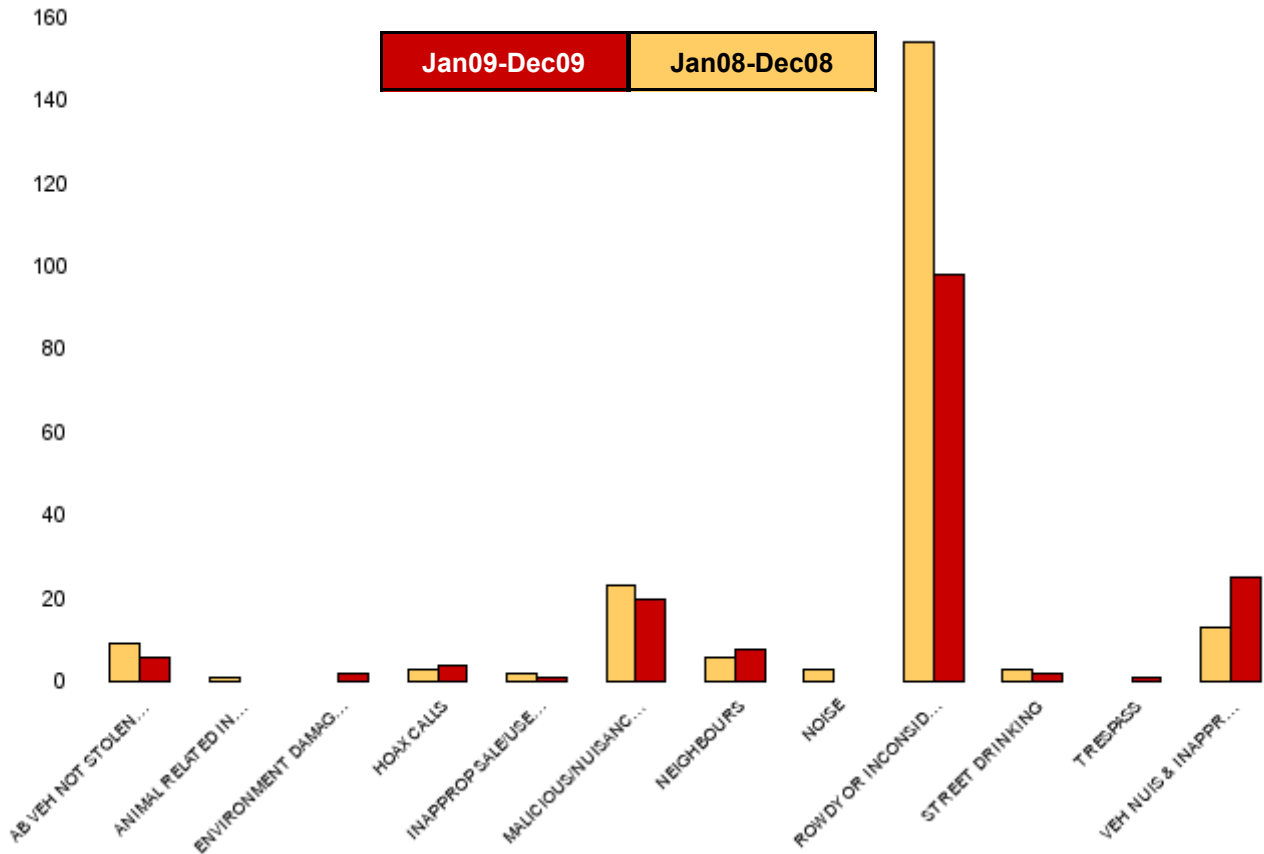
NSIR Closing Category Desc	No of Crimes (Jan09-Dec09)	No of Crimes (Jan08-Dec08)	+/- Incidents	% Change Incidents
AB VEH NOT STOLEN/OBSTRUCT	22	30	-8	-27%
ANIMAL RELATED INC ANTI-SOCIAL	2	5	-3	-60%
ENVIRONMENT DAMAGE OR LITTER	4	4	0	0%
HOAX CALLS	12	18	-6	-33%
INAPPROP SALE/USE FIREWORKS	0	1	-1	-100%
MALICIOUS/NUISANCE COMMS	39	46	-7	-15%
NEIGHBOURS	24	29	-5	-17%
NOISE	5	9	-4	-44%
ROWDY OR INCONSIDERATE BEHAV	421	425	-4	-1%
STREET DRINKING	7	0	7	0%
TRESPASS	1	0	1	0%
VEH NUIS & INAPPROP VEH USE	39	31	8	26%
Sum:	576	598	-22	-4%



Kettering Town Forum Report

NK04 Brambleside - ASB

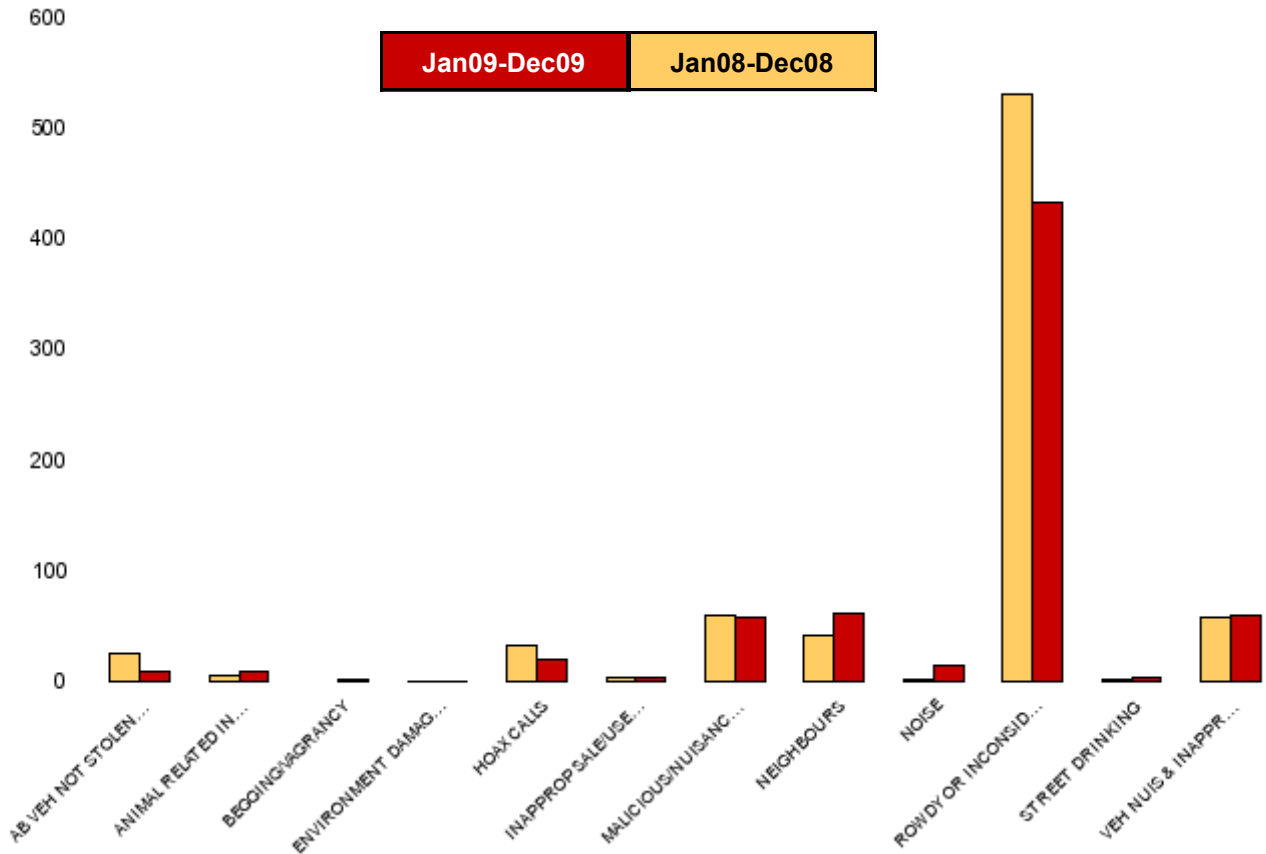
NSIR Closing Category Desc	No of Crimes (Jan09-Dec09)	No of Crimes (Jan08-Dec08)	+/- Incidents	% Change Incidents
AB VEH NOT STOLEN/OBSTRUCT	6	9	-3	-33%
ANIMAL RELATED INC ANTI-SOCIAL	0	1	-1	-100%
ENVIRONMENT DAMAGE OR LITTER	2	0	2	0%
HOAX CALLS	4	3	1	33%
INAPPROP SALE/USE FIREWORKS	1	2	-1	-50%
MALICIOUS/NUISANCE COMMS	20	23	-3	-13%
NEIGHBOURS	8	6	2	33%
NOISE	0	3	-3	-100%
ROWDY OR INCONSIDERATE BEHAV	98	154	-56	-36%
STREET DRINKING	2	3	-1	-33%
TRESPASS	1	0	1	0%
VEH NUIS & INAPPROP VEH USE	25	13	12	92%
Sum:	167	217	-50	-23%



Kettering Town Forum Report

NK05 Avondale Grange - ASB

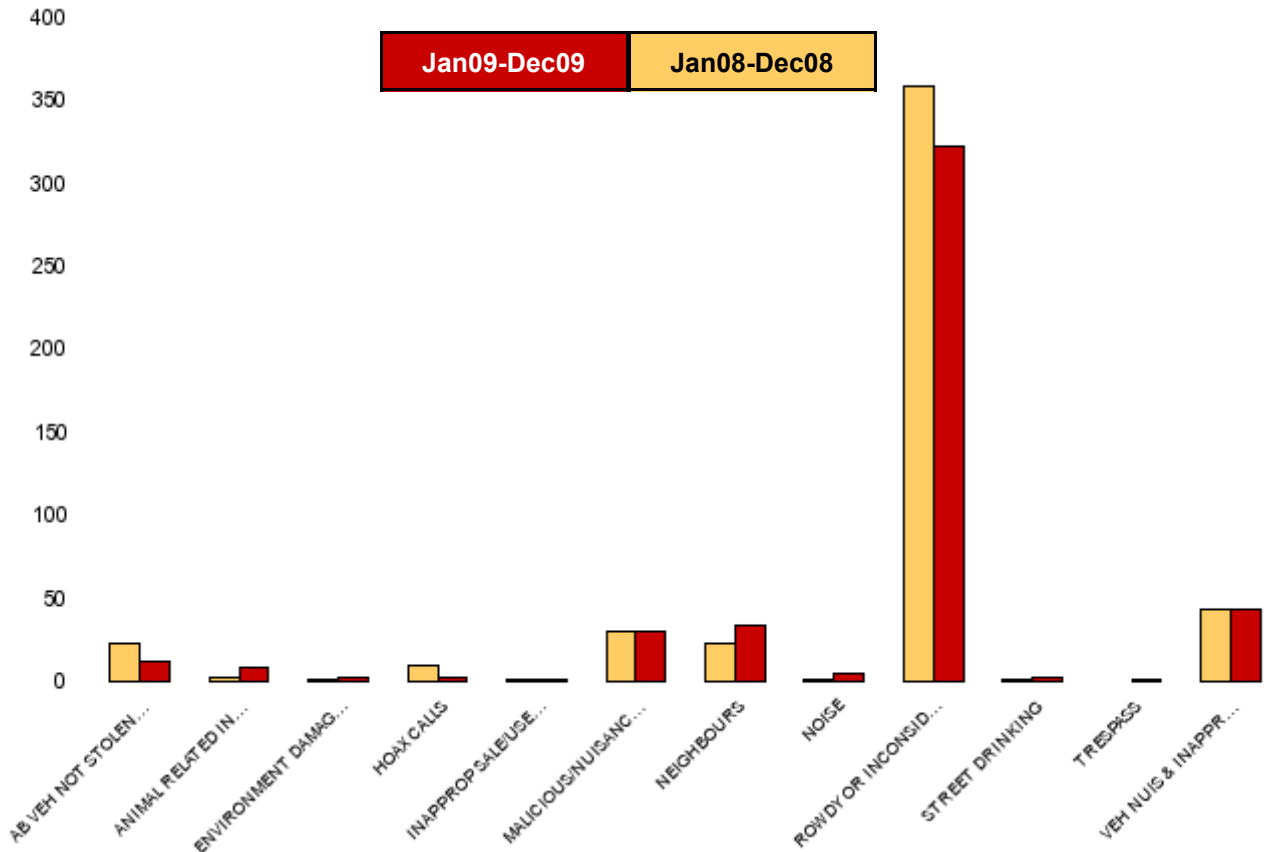
NSIR Closing Category Desc	No of Crimes (Jan09-Dec09)	No of Crimes (Jan08-Dec08)	+/- Incidents	% Change Incidents
AB VEH NOT STOLEN/OBSTRUCT	9	26	-17	-65%
ANIMAL RELATED INC ANTI-SOCIAL	9	5	4	80%
BEGGING/VAGRANCY	2	0	2	0%
ENVIRONMENT DAMAGE OR LITTER	1	1	0	0%
HOAX CALLS	20	32	-12	-38%
INAPPROP SALE/USE FIREWORKS	4	3	1	33%
MALICIOUS/NUISANCE COMMS	58	60	-2	-3%
NEIGHBOURS	61	41	20	49%
NOISE	15	2	13	650%
ROWDY OR INCONSIDERATE BEHAV	434	531	-97	-18%
STREET DRINKING	3	2	1	50%
VEH NUIS & INAPPROP VEH USE	60	59	1	2%
Sum:	676	762	-86	-11%



Kettering Town Forum Report

NK06 Pipers Hill - ASB

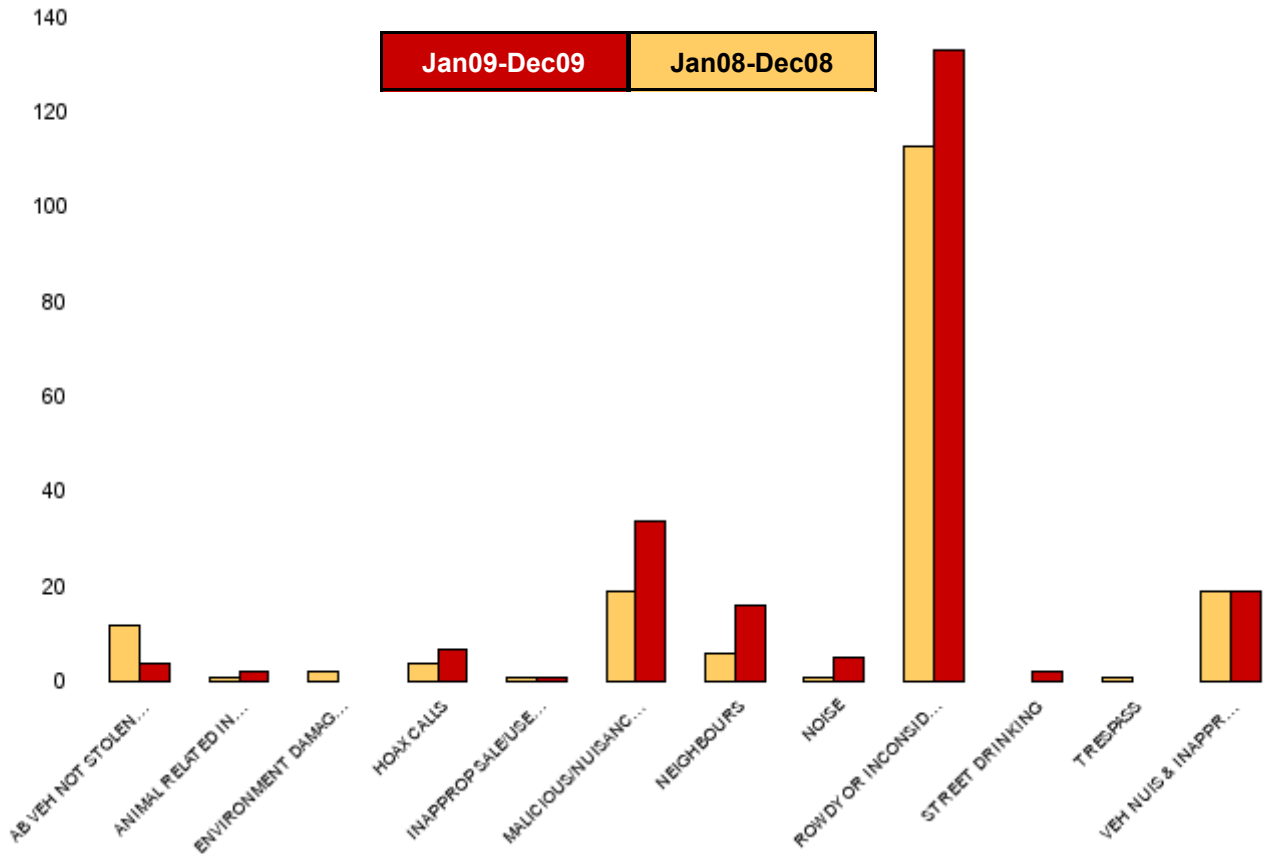
NSIR Closing Category Desc	No of Crimes (Jan09-Dec09)	No of Crimes (Jan08-Dec08)	+/- Incidents	% Change Incidents
AB VEH NOT STOLEN/OBSTRUCT	12	23	-11	-48%
ANIMAL RELATED INC ANTI-SOCIAL	8	3	5	167%
ENVIRONMENT DAMAGE OR LITTER	2	1	1	100%
HOAX CALLS	3	10	-7	-70%
INAPPROP SALE/USE FIREWORKS	1	1	0	0%
MALICIOUS/NUISANCE COMMS	30	30	0	0%
NEIGHBOURS	34	23	11	48%
NOISE	5	1	4	400%
ROWDY OR INCONSIDERATE BEHAV	322	359	-37	-10%
STREET DRINKING	2	1	1	100%
TRESPASS	1	0	1	0%
VEH NUIS & INAPPROP VEH USE	43	43	0	0%
Sum:	463	495	-32	-6%



Kettering Town Forum Report

NK07 Ise Lodge - ASB

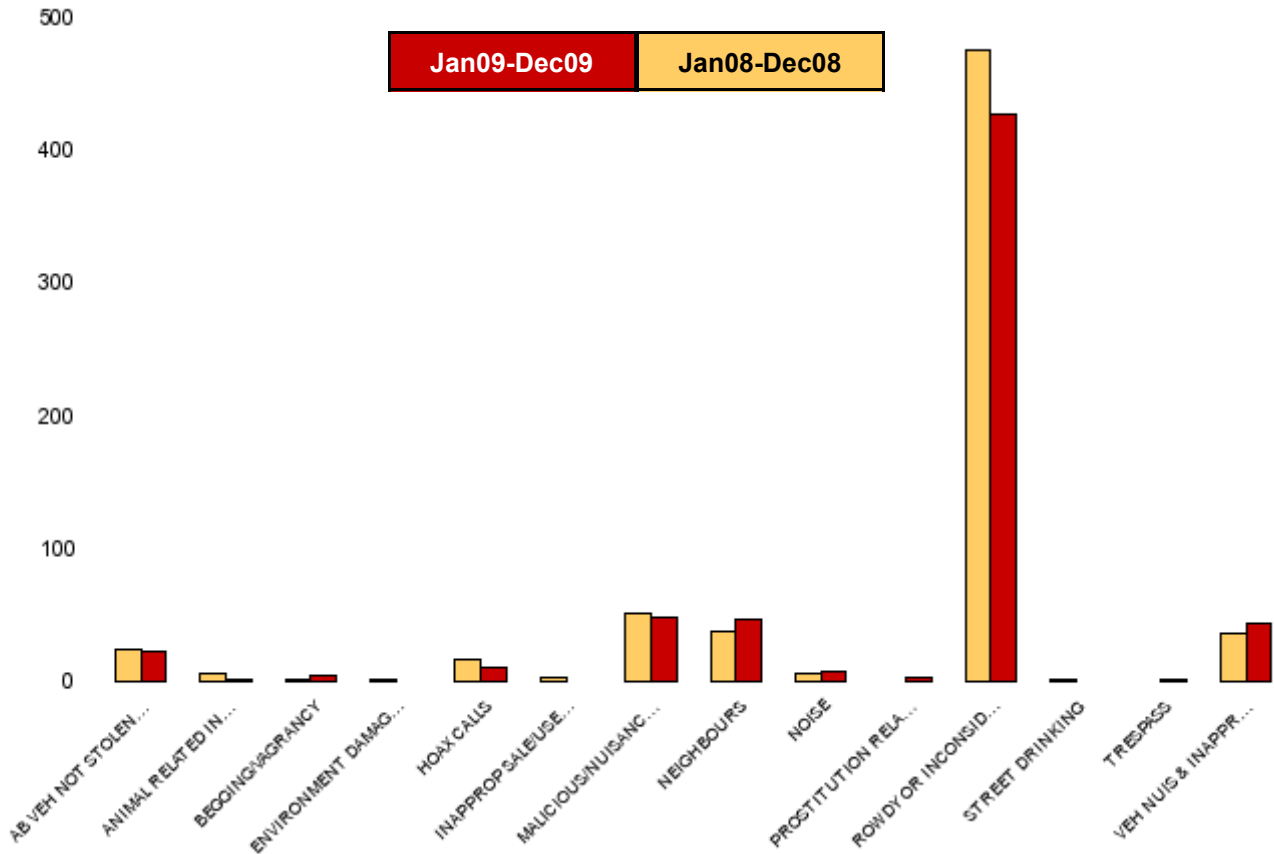
NSIR Closing Category Desc	No of Crimes (Jan09-Dec09)	No of Crimes (Jan08-Dec08)	+/- Incidents	% Change Incidents
AB VEH NOT STOLEN/OBSTRUCT	4	12	-8	-67%
ANIMAL RELATED INC ANTI-SOCIAL	2	1	1	100%
ENVIRONMENT DAMAGE OR LITTER	0	2	-2	-100%
HOAX CALLS	7	4	3	75%
INAPPROP SALE/USE FIREWORKS	1	1	0	0%
MALICIOUS/NUISANCE COMMS	34	19	15	79%
NEIGHBOURS	16	6	10	167%
NOISE	5	1	4	400%
ROWDY OR INCONSIDERATE BEHAV	133	113	20	18%
STREET DRINKING	2	0	2	0%
TRESPASS	0	1	-1	-100%
VEH NUIS & INAPPROP VEH USE	19	19	0	0%
Sum:	223	179	44	25%



Kettering Town Forum Report

NK08 St Michaels & Wicksteed - ASB

NSIR Closing Category Desc	No of Crimes (Jan09-Dec09)	No of Crimes (Jan08-Dec08)	+/- Incidents	% Change Incidents
AB VEH NOT STOLEN/OBSTRUCT	23	25	-2	-8%
ANIMAL RELATED INC ANTI-SOCIAL	2	6	-4	-67%
BEGGING/VAGRANCY	5	1	4	400%
ENVIRONMENT DAMAGE OR LITTER	0	2	-2	-100%
HOAX CALLS	10	17	-7	-41%
INAPPROP SALE/USE FIREWORKS	0	3	-3	-100%
MALICIOUS/NUISANCE COMMS	48	51	-3	-6%
NEIGHBOURS	47	38	9	24%
NOISE	8	6	2	33%
PROSTITUTION RELATED ACTIVITY	3	0	3	0%
ROWDY OR INCONSIDERATE BEHAV	427	476	-49	-10%
STREET DRINKING	0	2	-2	-100%
TRESPASS	2	0	2	0%
VEH NUIS & INAPPROP VEH USE	44	36	8	22%
Sum:	619	663	-44	-7%



Kettering Town Forum Report

NK09 St Peters - ASB

NSIR Closing Category Desc	No of Crimes (Jan09-Dec09)	No of Crimes (Jan08-Dec08)	+/- Incidents	% Change Incidents
AB VEH NOT STOLEN/OBSTRUCT	10	15	-5	-33%
ANIMAL RELATED INC ANTI-SOCIAL	3	3	0	0%
BEGGING/VAGRANCY	1	0	1	0%
ENVIRONMENT DAMAGE OR LITTER	1	1	0	0%
HOAX CALLS	7	2	5	250%
MALICIOUS/NUISANCE COMMS	21	16	5	31%
NEIGHBOURS	3	7	-4	-57%
NOISE	4	5	-1	-20%
ROWDY OR INCONSIDERATE BEHAV	124	154	-30	-19%
TRESPASS	2	4	-2	-50%
VEH NUIS & INAPPROP VEH USE	20	12	8	67%
Sum:	196	219	-23	-11%

