



PERFORMANCE IMPROVEMENT BULLETIN - December 2009

Executive Summary: Performance Assessment (1 of 3)

Theme: Vulnerable Children and Young People		
Outcomes	Summary of Performance	RAG
V1a: Reduction of numbers of first time entrants into Youth Justice System	<i>Unable to assess performance as target not yet set</i>	
V1b: Reduction in offending by young people in priority wards with highest rates of offending	The countywide target around the re-offending rate of young people for 2009/10 is currently on target. <i>Priority wards have yet to be identified, therefore targets have not been set.</i>	G
V1c: Reduction in Anti-Social Behaviour in Kettering. Increased number of families receiving parenting support where ASB is identified.	The current position for Criminal Damage offences is in line with the target trajectory and if current performance is maintained the trend will be downward over the next twelve months and the target will be met. Police recorded ASB incidents have recorded a downward trend overall for the past two years however, a slight upward trend is forecast for the next year if current performance is maintained. The 2008/09 Place Survey results show that the percentage of residents who perceive a high-level of ASB in their local area (NI17) has significantly reduced over the past year and the current position is below the target.	A
V1d: Increased numbers of young people engaged in positive activities Reduction in ASB and first time entrants into Criminal Justice system	Performance assessment is the same as V1c (see above)	A
V1e: Reduction in fear of ASB in Kettering Borough. Improved perceptions of young people among residents Increased interaction between young people and adults in local communities	See the reference to NI17 in the performance assessment for V1c. The 2008/09 Place Survey results show that the percentage of residents who perceive teenagers hanging around as a fairly big or very big problem has significantly reduced over the past year and the current position is below the target.	G
V2a: Reduce the numbers of Children and Young people who fall victim to crime and anti-social behaviour.	The current position for crimes committed against school aged children (16 and under) is far above the target trajectory, although the number of offences has shown a reduction over the last three months. If current performance is maintained, offences are projected to reduce over the next twelve months at a rate sufficient to meet the target. Violence Against the Person offences are projected to continue increasing and Residual Violence offences between 3 and 4 are forecast to continue their upward trend over the next year if performance is maintained.	R

Executive Summary: Performance Assessment (2 of 3)

Theme: Environment		
Outcomes	Summary of Performance	RAG
<p>E1a: Increased % of residents in NR areas feeling safe in their local area. Reduce % of residents in NR areas with high levels of worry about burglary, vehicle crime and violent crime. Reduce % of residents perceiving there to be a high level of anti-social behaviour in their local area.</p>	See the reference to NI17 in the performance assessment for V1c.	G
<p>E2a: A reduction in secondary fires in refuse containers. Increased public perception of safety</p>	The target for secondary fires in refuse containers remains met and the trend over the next year is forecast to be downward if current performance is maintained.	G
E3a – locally defined targets - unable to report on performance		
E3b - locally defined targets - unable to report on performance		
Theme: Community Cohesion		
Outcomes	Summary of Performance	RAG
<p>C1a: Developing local leadership with local community to prevent the appearance of major issues by having good information exchange, recording and monitoring both hard and soft information between agencies and neighbourhoods.</p>	<i>Unable to assess performance against target as data is not yet available.</i>	
Theme: Offender Management and Repeat Victimization		
Outcomes	Summary of Performance	RAG
<p>O1a: Reduction in the number of repeat domestic abuse incidents within Kettering Borough.</p>	The current position for those repeat incidents for domestic violence cases reviewed at MARAC is well below target, however there are issues with recording and once these are resolved it is expected that the repeat rate will increase significantly. The current position for the local measure for repeat domestic crimes is above the target trajectory, however if current performance is maintained the rate is projected to reduce at a rate great enough to achieve the target.	A
<p>O1b: Reduction in the number of repeat domestic abuse incidents within Kettering Borough</p>	Performance assessment is the same as O1a (see above)	A
<p>O1c: Reduction in the rate of Domestic Burglary Repeat Victimization</p>	The volume of Repeat Domestic Burglary offences is forecast to continue increasing over the next year if current performance is maintained.	R
<p>O2a: Reduction in re offending by Prolific and Other Priority Offenders.</p>	Due to exceptional performance in September 2009 a 15.2% reduction occurred over the target period and the 16.0% reduction target was not achieved. The target was not achieved by 14 convictions. It should be noted these are preliminary figures and will differ slightly from the official Home Office figures due to differences in time periods when the data was obtained and the target may still be achieved.	G
<p>O2b: Reduction in re offending. Seamless transfer from custody to the community. Effective management and tracking of PPOs in the community.</p>	Performance assessment is the same as O2a (see above)	G

Executive Summary: Performance Assessment (3 of 3)

Theme: Drugs and Alcohol

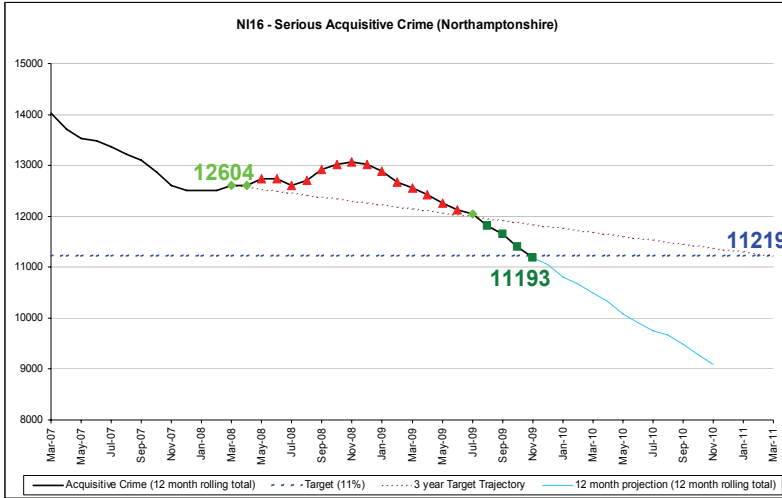
Outcomes	Summary of Performance	RAG
D1a: Reduction in Violent Crime in and around Kettering Town Centre.	The current position for Violence offences in Kettering Town Centre is above the target trajectory, however if current performance is maintained, levels are projected to reduce over the next year and the target will be met. Assault with Injury offences and Violence Against the Person offences are both above their respective trajectories and are forecast to increase if current performance is maintained.	A
D1c: Reduction in Violent offences other than Domestic Violence and Violence committed in town centres within the context of the night time economy	Assault with Injury offences remain notably above the target trajectory and are projected to increase steeply if current performance is maintained. This trend is reflected in Violence offences across the borough. Residual violence offences are also projected to increase if current performance is maintained.	R
D3a To reduce Theft Of and Theft From Motor Vehicles across the Kettering CDRP.	The current position for Vehicle Crime offences is below target and if current performance is maintained levels are projected to reduce substantially over the next twelve months. The current Domestic Burglary position remains above the target trajectory and offences are forecast to increase over the next year if current performance is maintained.	A
D3b: To reduce retail theft and burglary at retail and commercial premises across the Kettering CDRP	The Burglary of commercial premises target remains achieved and if current performance is maintained levels are projected to continue downwards over the next twelve months.	G

County Targets

NI16 - Serious Acquisitive Crime

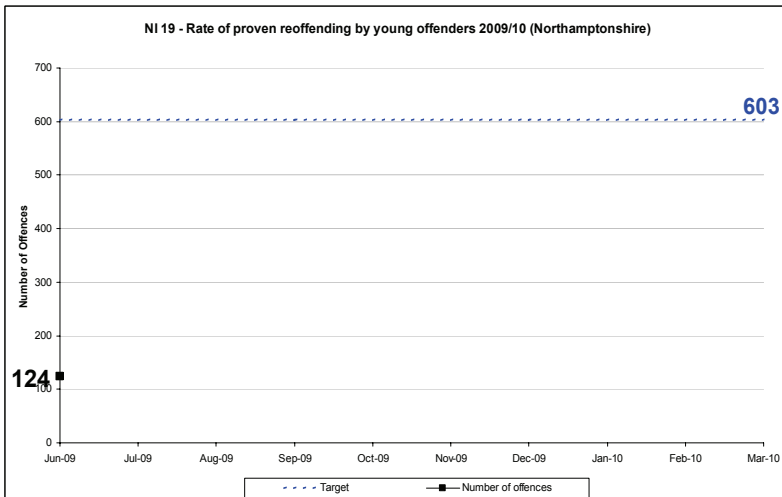
A -11.2% reduction has been recorded from the baseline

The 2007/08 baseline for Serious Acquisitive Crime was 12604 recorded crimes. The target is a reduction of 11.0% (1385).



Reduction required from current position to meet target	N/A
Long-term trend sufficient to meet target	Yes
Performance over the past month	In Line
Comparative performance over the past 12 months ending in current month	-14.3%
Distance away from MS group average	21.3%
Position against MS group average	Above MSG average

NI19 - Rate of proven reoffending by young offenders



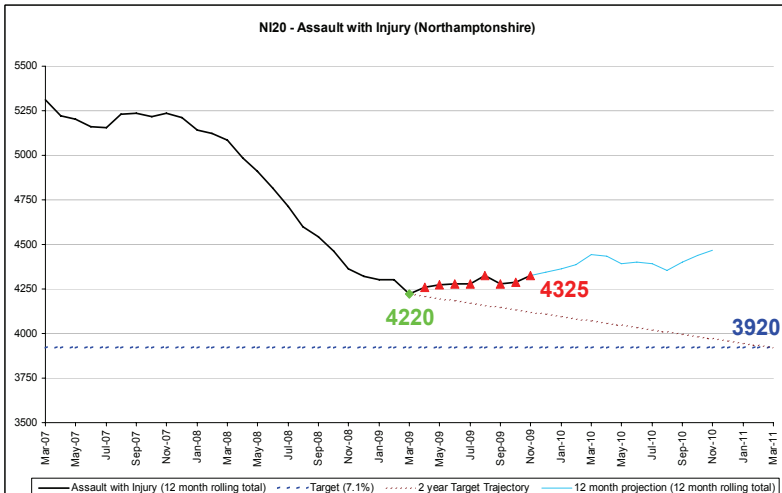
The target for 2009/10 for the rate of proven reoffending by young offenders is that the cohort of 371 young offenders should not commit more than 603 offences over 2009/10. Data is only reported quarterly and due to a delay in obtaining the convictions data there is generally a four month lag in reporting the progress against this target.

Long-term trend sufficient to meet target	Yes
---	-----

NI20 - Assault with Injury

A 2.5% increase has been recorded from the baseline

The 2008/09 baseline for Assault with Injury was 4220 recorded crimes. The target is a reduction of 7.1% (300).

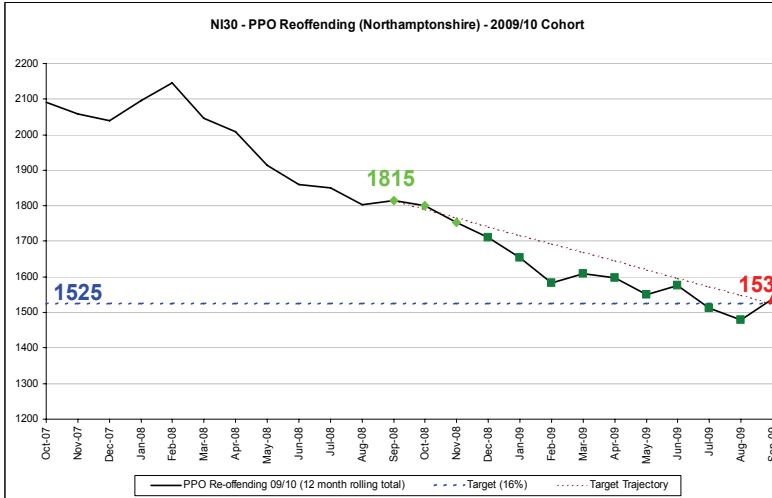


Reduction required from current position to meet target	9.4%
Long-term trend sufficient to meet target	No
Performance over the past month	In Line
Comparative performance over the past 12 months ending in current month	-0.9%
Distance away from MS group average	-9.7%
Position against MS group average	Below MSG average

County Targets

NI30 - PPO Reoffending

A -15.2% reduction has been recorded from the baseline

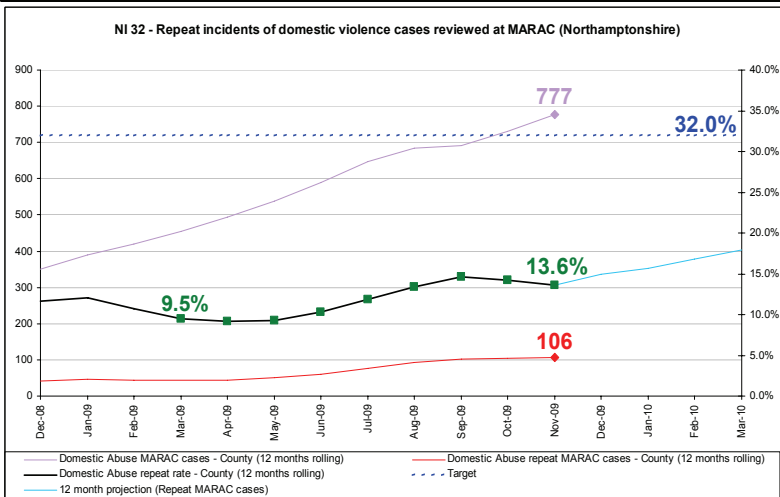


The target for the re-offending rate of the identified cohort of prolific and priority offenders is a reduction of 16.0% in convictions between October 2008 to September 2009 compared to the previous twelve months.

Reduction required from current position to meet target	0.9%
Long-term trend sufficient to meet target	No
Performance over the past month	Above Expected Level
Comparative performance over the past 12 months ending in current month	-15.2%

NI32 - Repeat incidents of domestic violence cases reviewed at MARAC

A 0.9% increase has been recorded from the baseline



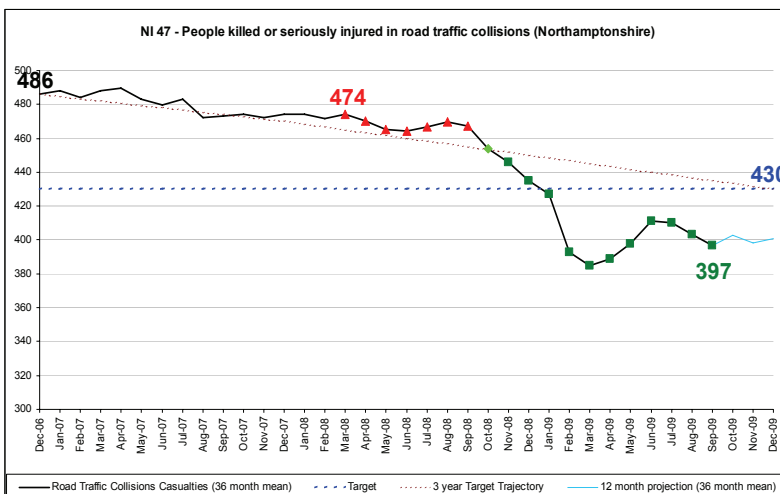
The target for the repeat incidents of domestic violence cases reviewed at MARAC is that no more than 32.0% of cases over 2009/10 will experience a repeat incident.

The current position is significantly below the target. It should be noted that the current position is extremely low due to agency recording issues which will be rectified over the next few months. It is expected that once these issues are resolved the repeat rate will increase notably.

Reduction required from current position to meet target	N/A
Long-term trend sufficient to meet target	Yes

NI47 - People killed or seriously injured in road traffic collisions

A -15.4% reduction has been recorded from the baseline



The target for people killed or seriously injured in road traffic collisions is 430 incidents to be achieved by December 2009.

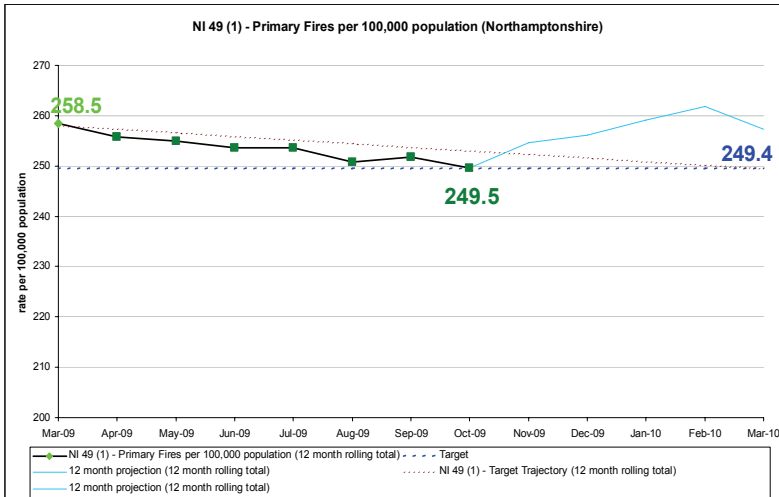
Reduction required from current position to meet target	N/A
Long-term trend sufficient to meet target	No
Performance over the past month	Above Expected Level
Comparative performance over the past 12 months ending in current month	-11.5%

County Targets

NI49 - Number of primary fires and related fatalities and non-fatal casualties

NI49 has been subdivided into three separate targets measuring primary fires per 100,000 population, fatalities in primary fires per 100,000 population, and non-fatal casualties, excluding precautionary checks, in primary fires per 100,000 population.

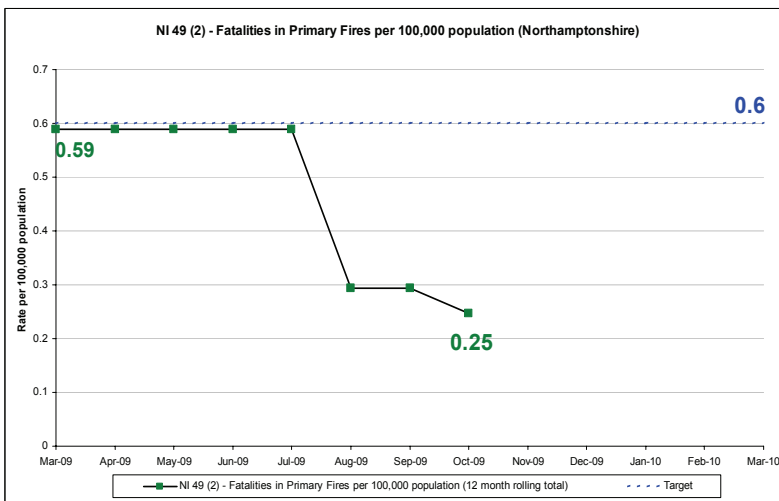
A -3.3% reduction has been recorded from the baseline



The target for NI49 (1) primary fires per 100,000 population for 2009/10 is 249.4 primary fires per 100,000 population. This target has been reset based on the performance over the previous year when the target was a maintenance target, which was achieved.

Reduction required from current position to meet target	0.1%
Long-term trend sufficient to meet target	No
Performance over the past month	In Line
Comparative performance over the past 12 months ending in current month	-7.3%

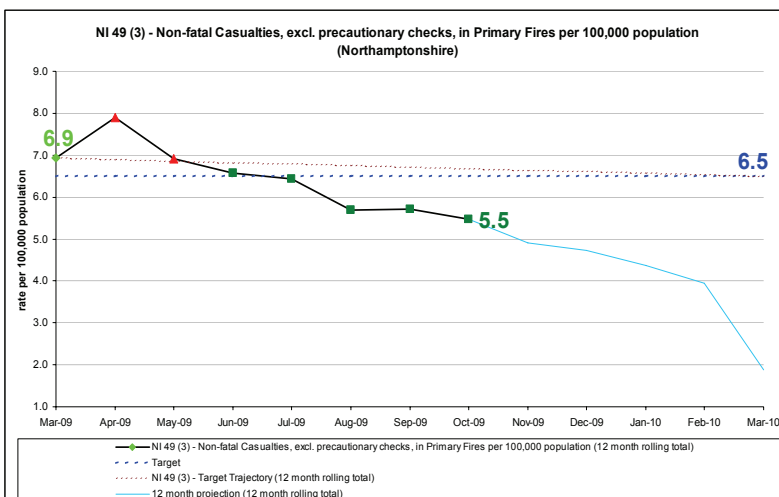
A -58.0% reduction has been recorded from the baseline



The baseline from NI49 (2) fatalities in primary fires per 100,000 population is 0.59 per 100,000. A maintenance target has been set for 2009/10 of 0.6 as it is considered that the large reduction recorded over 2008/09 is not sustainable.

Reduction required from current position to meet target	N/A
Long-term trend sufficient to meet target	Yes
Performance over the past month	In Line
Comparative performance over the past 12 months ending in current month	-81.6%

A -21.0% reduction has been recorded from the baseline

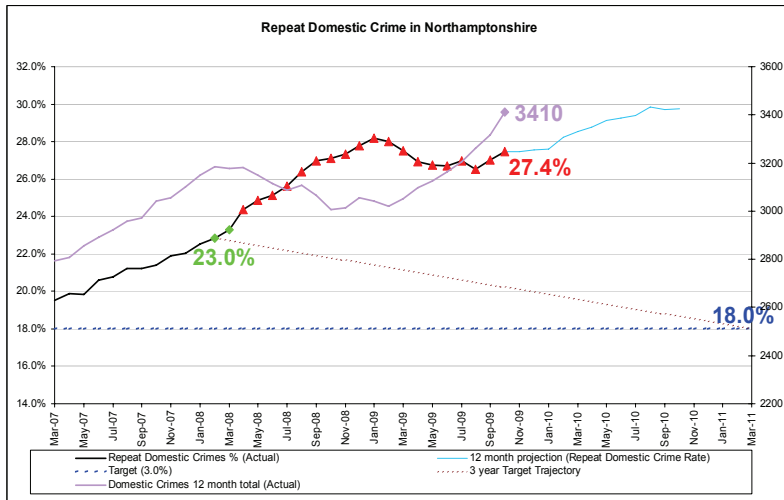


The baseline from NI49 (3) non-fatal casualties in primary fires per 100,000 population is 6.9 per 100,000 with a target to be achieved by March 2009 of 6.5 per 100,000.

Reduction required from current position to meet target	N/A
Long-term trend sufficient to meet target	Yes
Performance over the past month	In Line
Comparative performance over the past 12 months ending in current month	-37.4%

Repeat Domestic Crime - County Target

A 4.6% increase has been recorded from the baseline

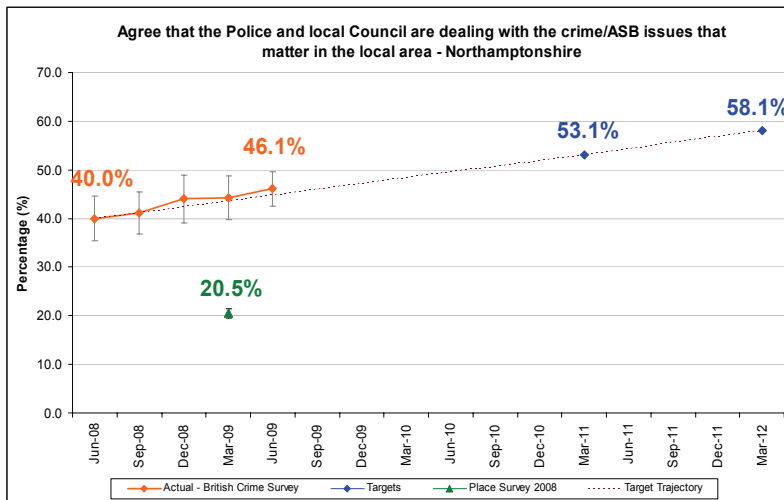


The countywide 2007/08 baseline for Repeat Domestic Crimes was 23.0%. The target is a reduction to 18.0%.

Reduction required from current position to meet target	9.4%
Long-term trend sufficient to meet target	No
Comparative performance over the past 12 months ending in current month	0.1%

Police and local council dealing with crime/ASB - County Target

A 6.1 percentage point increase has been recorded from the baseline

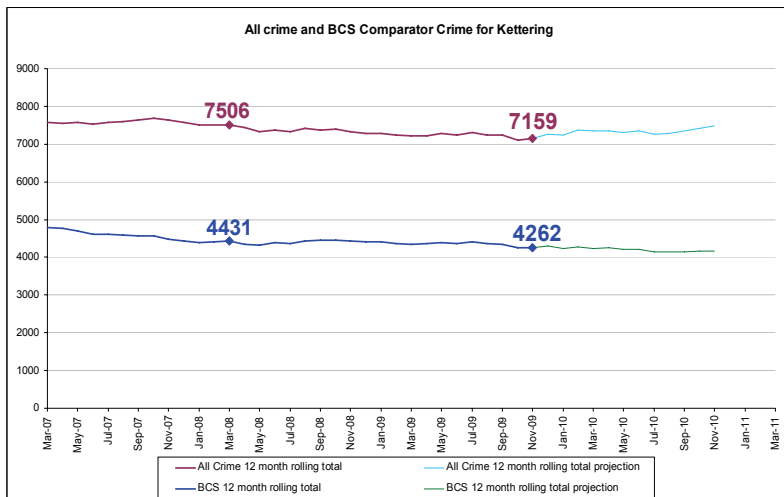


The countywide baseline for the proportion of people agreeing that the Police and local council are dealing with the crime and anti-social behaviour issues that matter in the local area was 40.0%. The target to be achieved by March 2011 is to increase the position to 53.1%.

Percentage point increase required from current position to meet target	7.0
---	------------

All Crime and BCS Comparator Crime

The below chart shows the volumes of All Crime and also BCS Comparator Crime for the CDRP.



All Crime

A -5.2% reduction has been recorded from the baseline

Performance over the past month	In Line
Comparative performance over the past 12 months ending in current month	-3.8%

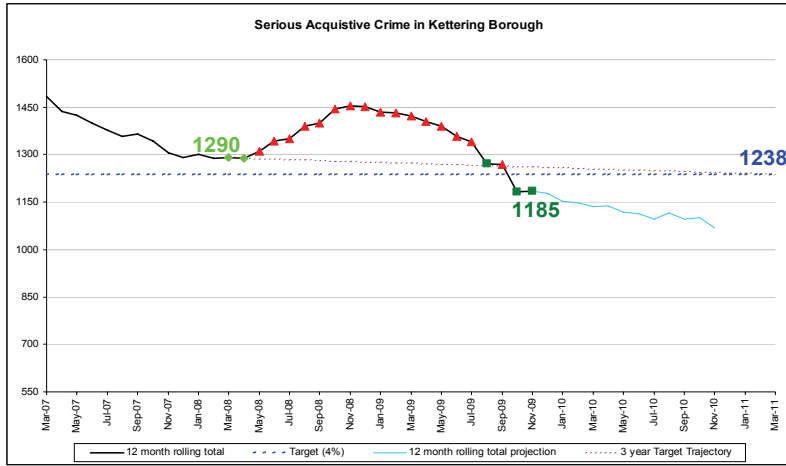
BCS Comparator Crime

A -4.0% reduction has been recorded from the baseline

Performance over the past month	In Line
Comparative performance over the past 12 months ending in current month	-4.4%

Serious Acquisitive Crime

A -8.1% reduction has been recorded from the baseline

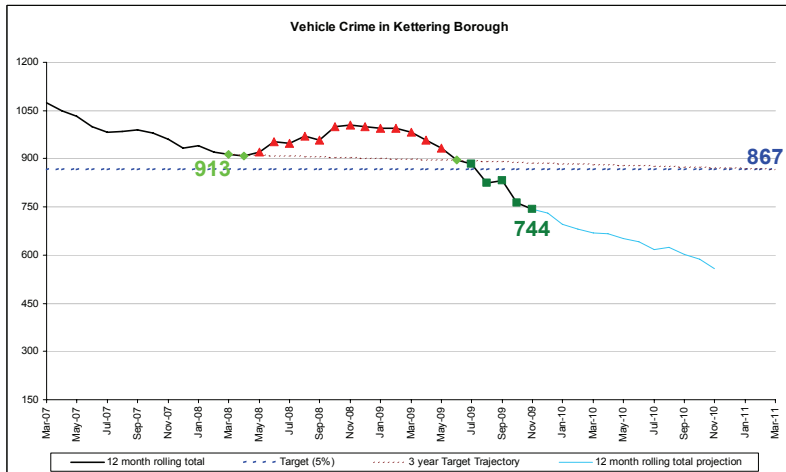


The 2007/08 baseline for Serious Acquisitive Crime was 1290 recorded crimes. The target is a reduction of 4.0% (52).

Reduction required from current position to meet target	N/A
Long-term trend sufficient to meet target	Yes
Performance over the past month	Above Expected Level
Comparative performance over the past 12 months ending in current month	-18.6%
Distance away from MS group average	-3.6%
Position against MS group average	Below MSG average

Vehicle Crime

A -18.5% reduction has been recorded from the baseline

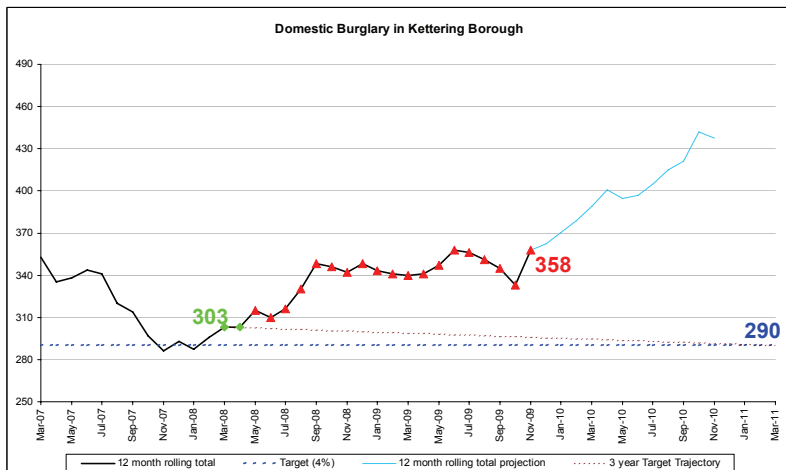


The 2007/08 baseline for Vehicle Crime was 913 recorded crimes. The target is a reduction of 5.0% (46).

Reduction required from current position to meet target	N/A
Long-term trend sufficient to meet target	Yes
Performance over the past month	Above Expected Level
Comparative performance over the past 12 months ending in current month	-26.0%
Distance away from MS group average	-1.1%
Position against MS group average	Below MSG average

Domestic Burglary

A 18.2% increase has been recorded from the baseline

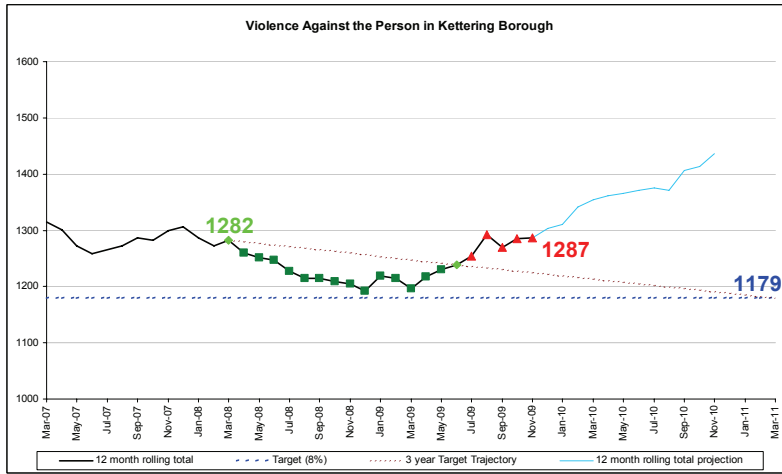


The 2007/08 baseline for Domestic Burglary was 303 recorded crimes. The target is a reduction of 4.0% (13).

Reduction required from current position to meet target	19.0%
Long-term trend sufficient to meet target	No
Performance over the past month	Above Expected Level
Comparative performance over the past 12 months ending in current month	+4.7%
Distance away from MS group average	-10.6%
Position against MS group average	Below MSG average

Violence Against the Person

A 0.4% increase has been recorded from the baseline

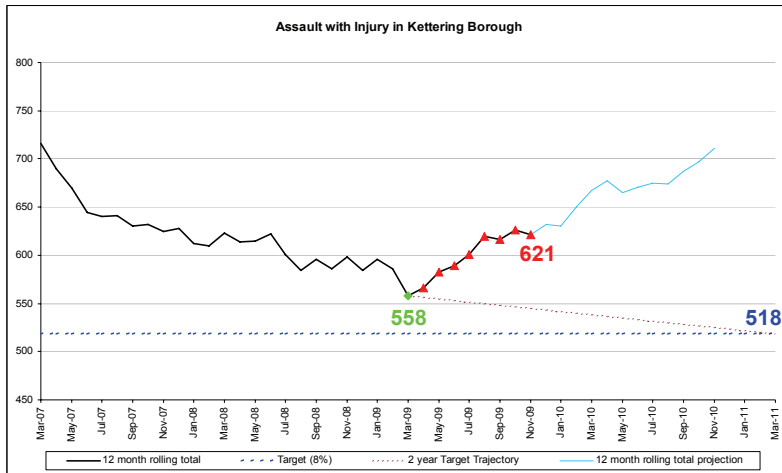


The 2007/08 baseline for Violence Against the Person was 1282 recorded crimes. The target is a reduction of 8.0% (103).

Reduction required from current position to meet target	8.4%
Long-term trend sufficient to meet target	No
Performance over the past month	In Line
Comparative performance over the past 12 months ending in current month	+6.8%
Distance away from MS group average	9.4%
Position against MS group average	Above MSG average

Assault with Injury

A 11.3% increase has been recorded from the baseline

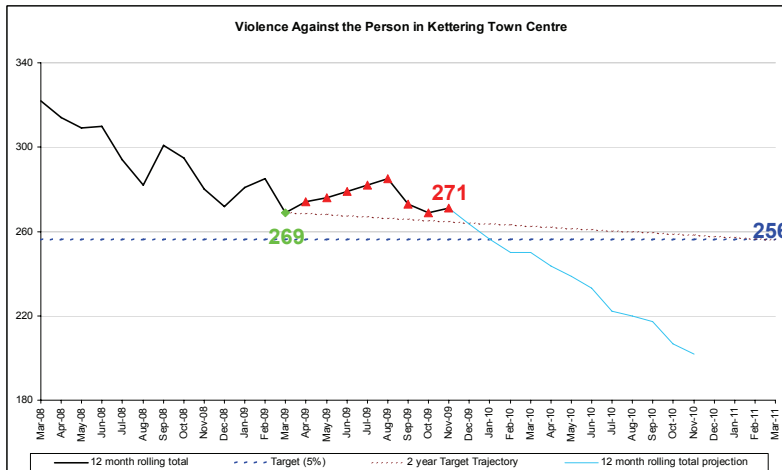


The 2008/09 baseline for Assault with Injury was 558 recorded crimes. The target is a reduction of 8.0% (40).

Reduction required from current position to meet target	16.6%
Long-term trend sufficient to meet target	No
Performance over the past month	In Line
Comparative performance over the past 12 months ending in current month	+3.8%
Distance away from MS group average	13.9%
Position against MS group average	Above MSG average

Violence Against the Person in Kettering Town Centre

No Change has been recorded from the baseline

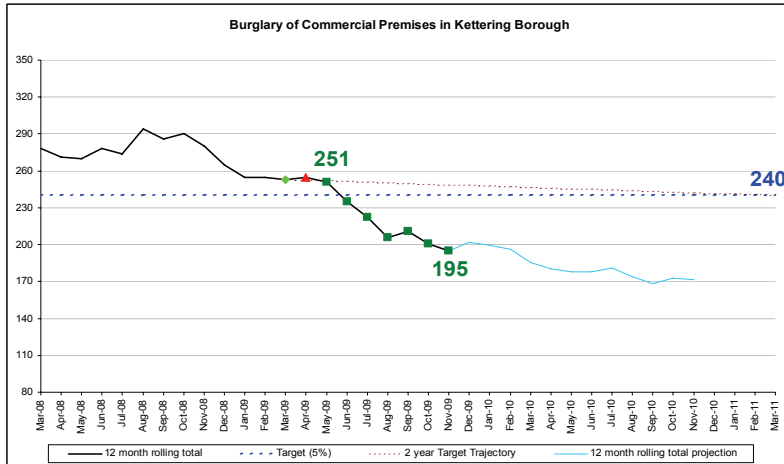


The 2008/09 baseline for Violence Against the Person in Kettering Town Centre was 269 recorded crimes. The target is a reduction of 5.0% (13).

Reduction required from current position to meet target	4.8%
Long-term trend sufficient to meet target	Yes
Performance over the past month	In Line
Comparative performance over the past 12 months ending in current month	-8.8%

Commercial Burglary

A -22.9% reduction has been recorded from the baseline

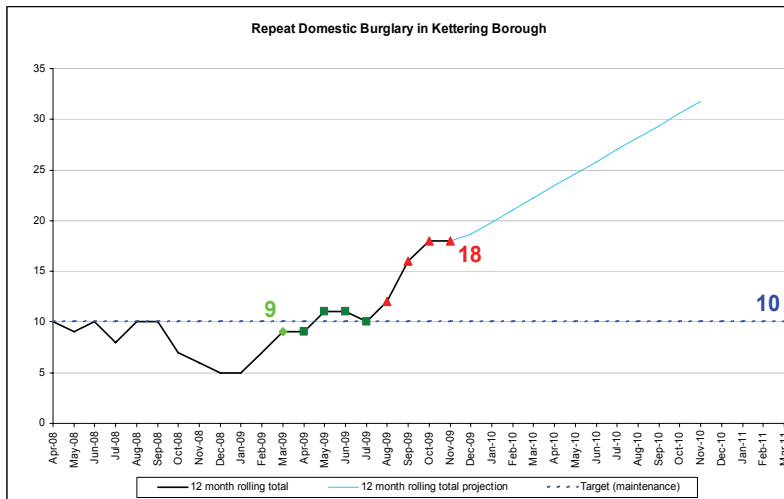


The 2008/09 baseline for Commercial Burglary was 253 recorded crimes. The target is a reduction of 5.0% (13).

Reduction required from current position to meet target	N/A
Long-term trend sufficient to meet target	Yes
Performance over the past month	In Line
Comparative performance over the past 12 months ending in current month	-30.4%
Distance away from MS group average	-4.2%
Position against MS group average	Below MSG average

Repeat Domestic Burglaries

A 80.0% increase has been recorded from the baseline

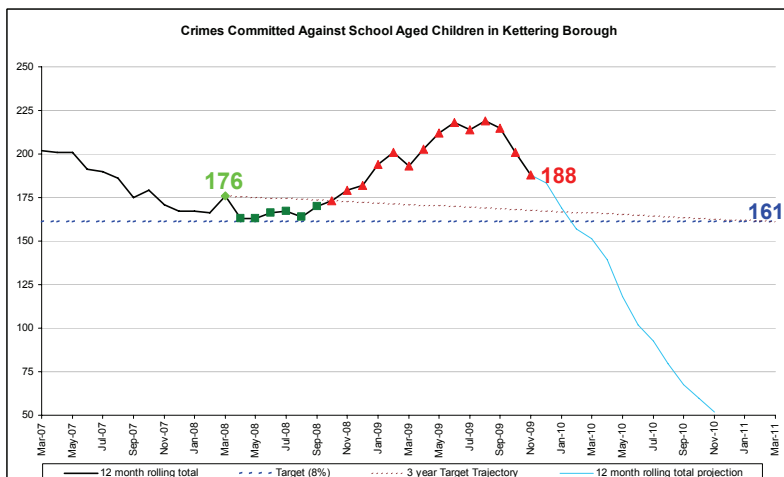


The 2008/09 baseline for Repeat Domestic Burglary offences was 10 recorded crimes. A maintenance target has been adopted.

Reduction required from current position to meet target	44.4%
Long-term trend sufficient to meet target	No
Performance over the past month	In Line
Comparative performance over the past 12 months ending in current month	+200.0%

Crimes committed against school aged children

A 6.8% increase has been recorded from the baseline



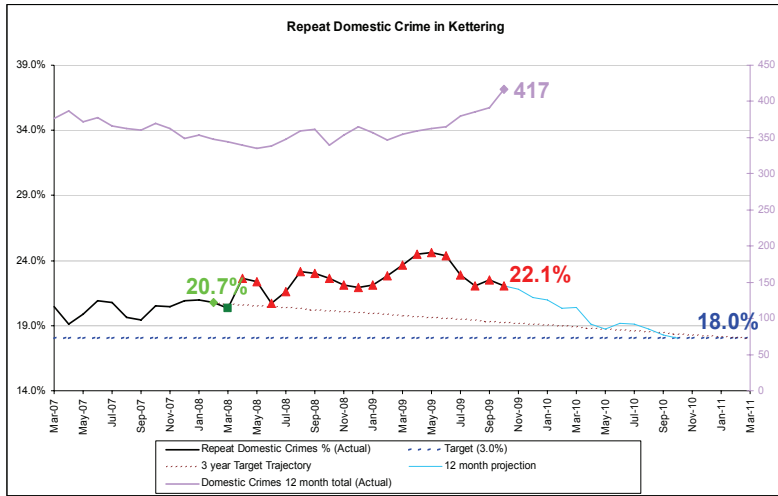
The 2007/08 baseline for crimes committed against school aged children was 176 recorded crimes. The target is a reduction of 8.0% (15).

Reduction required from current position to meet target	14.4%
Long-term trend sufficient to meet target	Yes
Performance over the past month	In Line
Comparative performance over the past 12 months ending in current month	+5.0%

Repeat Domestic Crime

A 1.3% increase has been recorded from the baseline

The 2007/08 baseline for Repeat Domestic Crimes was 20.7%. The target is a reduction to 18.0%.

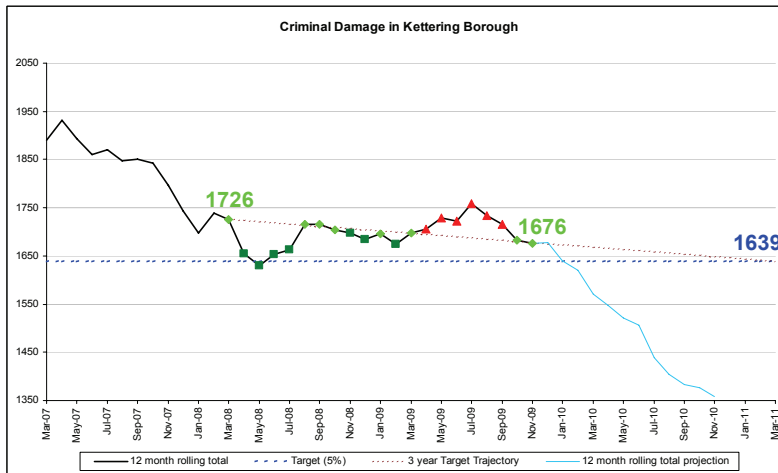


Reduction required from current position to meet target	4.1%
Long-term trend sufficient to meet target	Yes
Comparative performance over the past 12 months ending in current month	-0.6%

Criminal Damage

A -2.9% reduction has been recorded from the baseline

The 2007/08 baseline for Criminal Damage was 1726 recorded crimes. The target is a reduction of 5.0% (87).

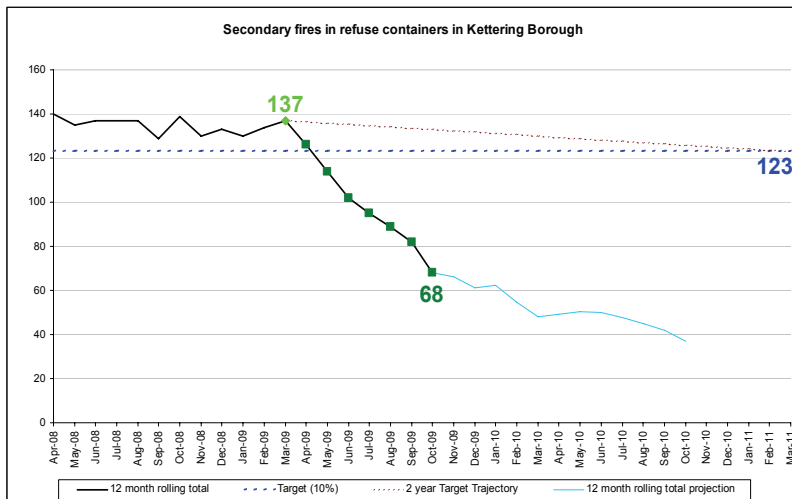


Reduction required from current position to meet target	2.2%
Long-term trend sufficient to meet target	Yes
Performance over the past month	In Line
Comparative performance over the past 12 months ending in current month	-1.2%
Distance away from MS group average	16.9%
Position against MS group average	Above MSG average

Secondary fires in refuse containers

A -50.4% reduction has been recorded from the baseline

The 2008/09 baseline for Secondary fires in refuse containers was 137 recorded incidents. The target is a reduction of 10.0% (14).

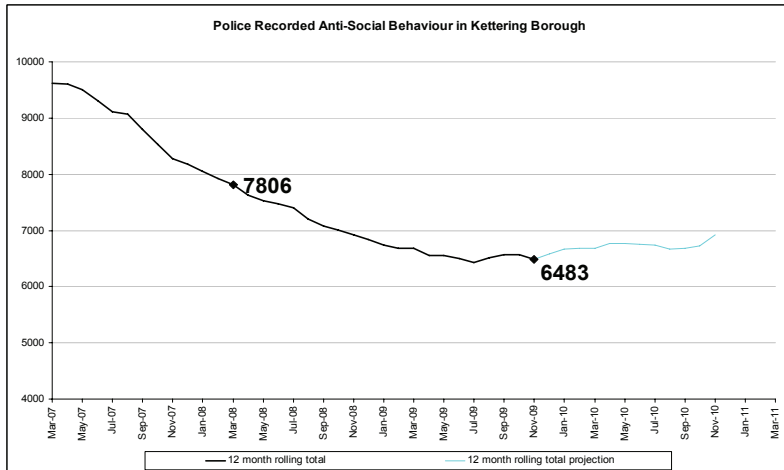


Reduction required from current position to meet target	N/A
Long-term trend sufficient to meet target	Yes
Performance over the past month	In Line
Comparative performance over the past 12 months ending in current month	-51.1%

Police Recorded Anti-Social Behaviour Incidents

A -15.9% reduction has been recorded from the baseline

The 2007/8 baseline for Police recorded ASB incidents was 7806 recorded incidents.

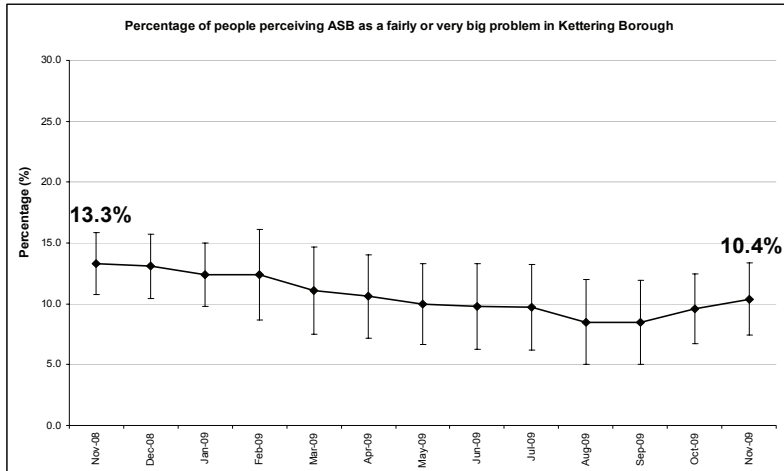


Comparative performance over the past 12 months ending in current month	-6.3%
---	--------------

Perception

The following perception graphs are intended to be used as proxy measures for the CDRP's perception targets in order to give an indication of the progress towards achieving these target. Ninety-five percent confidence intervals have been applied to the monthly results. This gives a range, either side of the sample percentage, within which there is a 95% confidence that the overall population percentage will lie.

Perception: Anti-Social Behaviour - NI17

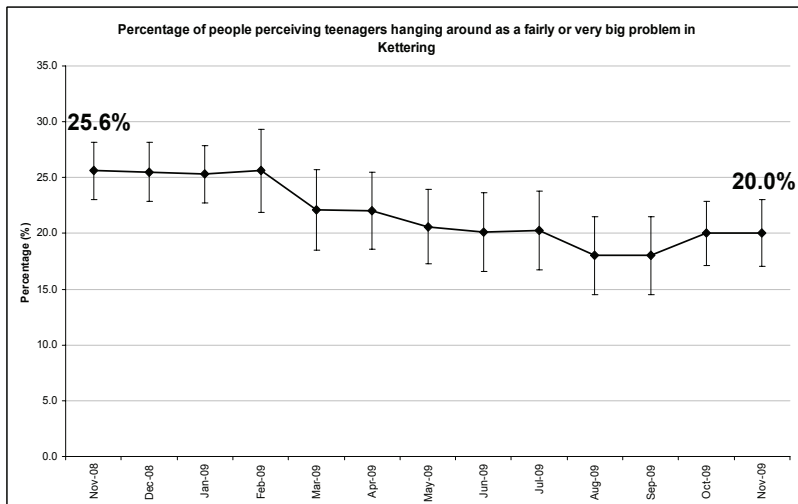


NI17 measures the percentage of residents who perceive a high-level of ASB in their local area.

Baseline - 2007/08 LGUSS	23.0%
Target - 2010/11 Place Survey	19.5%
Current Position - 2008/09 Place Survey	16.3%
Change from Baseline	-6.7
Significant Change from Baseline	Yes

The percentage of people in Kettering perceiving ASB as a fairly big or very big problem as measured by the Police Public Attitudes Survey is shown in the graph to the left.

Perception: Teenagers Hanging Around



Baseline - 2007/08 LGUSS	59.8%
Target - 2010/11 Place Survey	55.7%
Current Position - 2008/09 Place Survey	41.4%
Change from Baseline	-18.4
Significant Change from Baseline	Yes

The percentage of people in Kettering perceiving teenagers hanging around as a fairly big or very big problem as measured by the Police Public Attitudes Survey is shown in the graph to the left.

Appendix A: Explanation

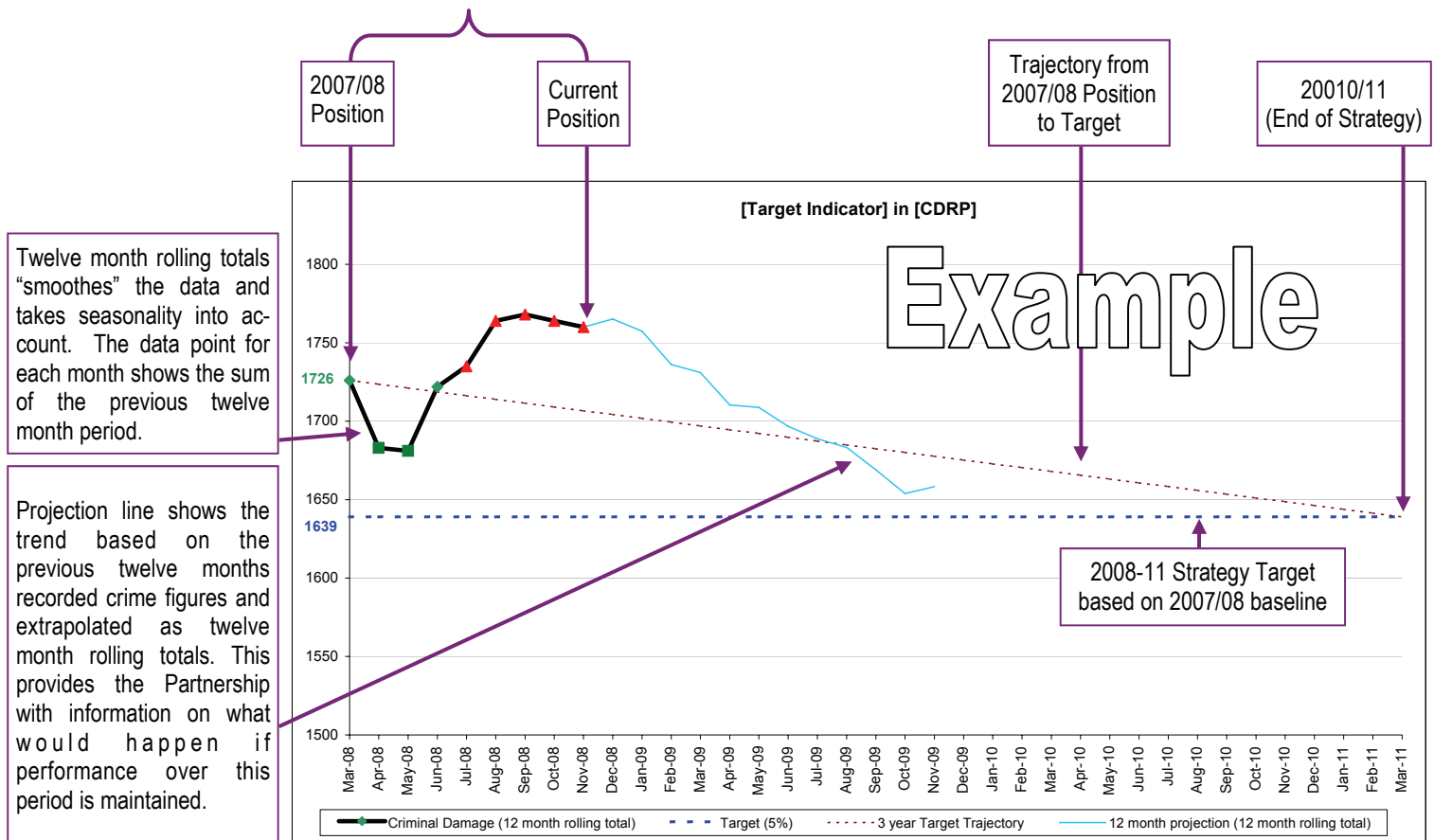
The Performance Improvement Bulletin is intended to provide the Crime and Disorder Reduction Partnership (CDRP) with relevant information to assist in the monitoring of performance against the targets identified in the 2008-2011 CDRP Strategy. In doing so, it is intended to identify strategy objectives that require additional improvement and assist in the identification of priorities.

The Performance Improvement Bulletin forms part of a package of products being developed by ComPaSS in consultation and collaboration with key stakeholders through the ComPaSS User Group. These products are to assist CDRPs with the identification of priorities and decision making at strategic and operational/tactical levels commensurate with the stated ComPaSS aims and objectives.

Appendix B: Interpreting the Performance Charts

For each Partnership Strategy target the current performance towards the 2008-11 target will be displayed using the Performance Chart which is explained below.

2008-11 Strategy - Performance to date



Appendix C: Data caveats - sources, definitions and time periods

A number of different data sources are used to inform the progress against the Partnership Strategy targets. The below lists for each data source the most recent time period that the data in the Performance Improvement Bulletin will generally cover up until barring any delays in ComPaSS receiving the data prior to the report's publication:

- Police recorded Crime data - the most recently completed month
- IQuanta data - the month before the most recently completed month
- Police Public Attitudes Survey data - the month before the most recently completed month

The following defines specific measures in greater detail:




- Repeat Domestic Crime is the local indicator used to measure Domestic Abuse.
- The baseline for people killed or seriously injured in road traffic collisions (NI47) is based on a twelve month mean taken from the number of incidents recorded over 2004 to 2006 and is 486 recorded incidents. The target is a twelve month mean for 2007 to 2009 of 430 incidents to be achieved by December 2009.

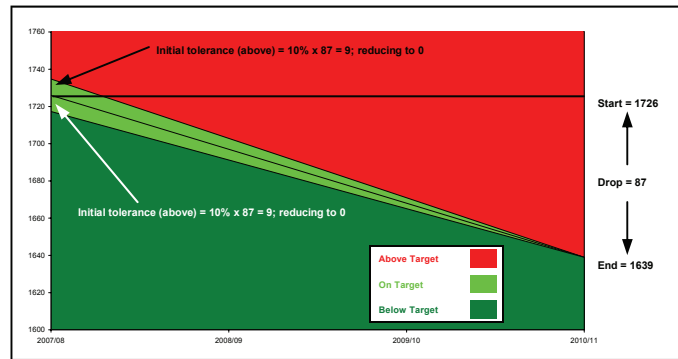
Appendix D: Interpreting the Performance Charts

Each month end position that is marked on the performance chart is displayed with a particular symbol which provides an assessment of the position against the target trajectory. However, rather than just assessing the position against the trajectory to determine whether performance is 'below target' or 'above target' an approach that has been devised by iQuanta has been adapted and utilised. This method takes a more considered view of performance and assesses whether performance is below target, above target or on target.

This method works by calculating the required reduction in the number of crimes required to meet the target between 2008/09 to 2010/11. From this figure an initial upper limit of 10% of this drop in crimes is set above the target baseline position which reduces over time to zero at the end of the strategy. An initial lower limit of 10% of the drop in crimes is also set which reduces over time to zero at the end of the strategy.

Once the upper and lower limits have been set the actual performance in a month can be compared with the necessary performance to meet the target according to the target trajectory line and the upper and lower limits can be used to determine how much emphasis to place on the difference between the actual and ideal performance. Three possible situations are distinguished by this method and the table below shows each potential situation and how it is presented on the Performance Charts. The chart to the below right visually illustrates the two limit lines placed against a trajectory line.

Above Target	
On Target	
Below Target	



Appendix E: Interpreting the Performance Tables

- Current performance against each Partnership Strategy target will be assessed using a Performance Table. Explanations for each row in the Performance Table are provided below.
- **Reduction required from current position to meet target** - a percentage figure of the reduction required from the current position in order to meet the 2008-11 strategy target. If the target has been achieved 'N/A' will be displayed.
- **Long-term trend sufficient to meet target** - if the long term trend projection is sufficient to meet the strategy target 'Yes' will be displayed in the box in the table and it will be coloured **green**. If the long term trend projection is insufficient to meet the target this is indicated by a 'No' and the box will be coloured **red**.
- **Performance over the past month** - the expected performance for the current month is calculated based on performance over the previous twelve months. A **red** box stating 'Above Expected Level' indicates that performance over the past month is unusually high based on recent trends. This does not necessarily mean that performance is going to be immediately impacted upon, but that this may indicate an area that warrants further investigation. A **light green** box stating 'In Line' indicates that the current month's performance is in line with performance over the past twelve months and a **dark green** box stating 'Below Expected Level' indicates that performance is unusually low based on recent trends.
- **Comparative performance over the past 12 months ending in current month** - a percentage figure for the size of the reduction or increase in performance over the past twelve months compared to the performance achieved in the previous twelve months.
- **Distance away from MS group average** - a percentage figure calculated to show how far away the CDRP value is from the Most Similar Group (MSG) average. This information is taken from the iQuanta system which compares the CDRP with up to 14 other similar units. Most similar groups are used with the aim of making fairer and more meaningful peer comparisons.
- **Position against MS group average** - upper and lower control limits are calculated around MS group average. If the CDRP value is above the upper control limit it is deemed as significantly above the MS group average and will be indicated by a **red** box stating 'Significantly Above'. If the CDRP value is within the upper and lower control limits, it is deemed as in line with the MS group average and will be indicated by an **light green** box stating 'In Line'. If the CDRP value is below the lower control limit it is deemed as significantly below average and will be indicated by a **dark green** box stating 'Significantly Below'.

Appendix F: Summary of Targets and Additional Indicators

The table below provides a summary of targets and additional indicators linked to the outcomes set under the five themes in the partnership plan. The themes are Environment (EN), Drugs and Alcohol (D&A), Community Cohesion (CC), Offender Management and Repeat Victimization (OM) and Vulnerable Children and Young People (VUL). Those highlighted in red are not currently being monitored due to data availability issues.

Theme: Vulnerable Children and Young People		
Outcome	Target(s)	Monitoring indicators
V1a:	<ul style="list-style-type: none"> Reduce the number of first time entrants to the Youth Justice System aged 10-17 (NI 111) – County 	<ul style="list-style-type: none"> None
V1b:	<ul style="list-style-type: none"> Reduction in young people offending in priority wards Reduce rate of proven re-offending of Young Offenders (NI 19). 	<ul style="list-style-type: none"> None
V1c:	<ul style="list-style-type: none"> Reduce the number of first time entrants to the Youth Justice System aged 10-17 (NI 111) - County Reduce Criminal Damage Reduce the % of residents perceiving high levels of ASB (NI17). 	<ul style="list-style-type: none"> Anti-Social Behaviour Incidents (Police recorded). Perceptions of ASB types (Police Public Attitude Survey). Deliberate fires (grassland, woodland, crops, non residential, outdoor equipment and machinery, outdoor structures, small refuse fires/rubbish, other outdoors and loose refuse).
V1d:	<ul style="list-style-type: none"> Reduce the number of first time entrants to the Youth Justice System aged 10-17 (NI 111) Reduce Criminal Damage Reduce the % of residents perceiving high levels of ASB (NI17). Reduce the % of residents that think that teenagers hanging around the streets is a problem in their local area. 	<ul style="list-style-type: none"> Anti-Social Behaviour Incidents (Police recorded). Perceptions of ASB types (Police Public Attitude Survey). Perceptions of ASB overall (police Public Attitude Survey). Deliberate fires (grassland, woodland, crops, non residential, outdoor equipment and machinery, outdoor structures, small refuse fires/rubbish, other outdoors and loose refuse).
V1e:	<ul style="list-style-type: none"> Reduce the % of residents perceiving high levels of ASB (NI17). Reduce the % of residents that think that teenagers hanging around the streets is a problem in their local area. 	<ul style="list-style-type: none"> Perceptions of ASB overall (police Public Attitude Survey). Perceptions of ASB types (Police Public Attitude Survey)
V2a:	<ul style="list-style-type: none"> Reduction in the number of crimes committed against school aged children. 	<ul style="list-style-type: none"> Violence Against the Person (16 and under) Robbery (16 and under) Theft From (16 and under) Residual Violence between 3-4pm
Theme: Drugs and Alcohol		
Outcome	Target(s)	Monitoring indicators
D1a:	<ul style="list-style-type: none"> Reduction in Violence against the Person offences in Kettering Town Centre Reduction in Assault with Injury offences in Kettering Borough Reduction in Violence against the Person offences in Kettering Borough 	<ul style="list-style-type: none"> Common Assault Woundings
D1c:	<ul style="list-style-type: none"> Reduction in violence in hotspot locations Reduction in Assault with Injury offences in Kettering Borough Reduction in Violence against the Person offences in Kettering Borough 	<ul style="list-style-type: none"> Residual Violence
D3a:	<ul style="list-style-type: none"> Reduction in Vehicle Crime Reduction in Serious Acquisitive Crime 	<ul style="list-style-type: none"> Domestic Burglary Repeat Domestic Burglary Robbery
D3b:	<ul style="list-style-type: none"> Reduction in Commercial Burglary offences 	<ul style="list-style-type: none"> None
Theme: Offender Management and Repeat Victimization		
Outcome	Target(s)	Monitoring indicators
O1a:	<ul style="list-style-type: none"> Reduce the repeat victimisation rate of those domestic violence cases reviewed at MARAC. Reduce the repeat domestic crime rate. 	<ul style="list-style-type: none"> Domestic Incidents (Police recorded)
O1b:	<ul style="list-style-type: none"> Reduce the repeat victimisation rate of those domestic violence cases reviewed at MARAC. Reduce the repeat domestic crime rate. 	<ul style="list-style-type: none"> Domestic Incidents (Police recorded)
O1c:	<ul style="list-style-type: none"> Reduce the repeat Domestic Burglary rate 	<ul style="list-style-type: none"> Domestic Burglary
O2a:	<ul style="list-style-type: none"> Reduce re-offending rate of Prolific and Priority Offenders (NI 30). 	<ul style="list-style-type: none"> None
O2b:	<ul style="list-style-type: none"> Reduce re-offending rate of Prolific and Priority Offenders (NI 30). 	<ul style="list-style-type: none"> None
Theme: Environment		
Outcome	Target(s)	Monitoring indicators
E1a:	<ul style="list-style-type: none"> Reduce the % of residents perceiving high levels of ASB (NI17). 	<ul style="list-style-type: none"> Perceptions of ASB overall (police Public Attitude Survey). Perceptions of ASB types (Police Public Attitude Survey)
E2a:	<ul style="list-style-type: none"> Reduction in secondary fires in refuse containers 	<ul style="list-style-type: none"> Deliberate fires in small refuse fires/rubbish, other outdoors and loose refuse.
E3a – locally defined targets		
E3b - locally defined targets		
Theme: Community Cohesion		
Outcome	Target(s)	Monitoring indicators
C1a:	<ul style="list-style-type: none"> Increase the % of people who feel that people from different backgrounds get on well together 	<ul style="list-style-type: none"> None

Metadata

Identifier	SCB091204D - Kettering PIB
Title	Kettering CDRP - Performance Improvement Bulletin
Description	Provides Kettering CDRP with relevant information to assist in the monitoring of performance against targets set in their 2008-11 CDRP Strategy. This report should help to identify strategy objectives that require additional improvement and assist in the identification of Kettering CDRP's priorities.
Subject(s)	CDRP Performance
Coverage Spatial	Kettering
Coverage Spatial - Specific Ward, SOA or SCT - if applicable	
Coverage Temporal	Past 12 Months
Relation	Partnership Performance
Author	Carol Stevens
Commissioner	Kettering Community Safety Partnership
Security marking	Not protectively marked
Publisher	ComPaSS
Source	
Status	Final