

KETTERING TOWN FORUM

Monday 27th January 2020 at 7.00pm
Council Chamber
Kettering Borough Council
Bowling Green Road
Kettering
Forum Administrator: Callum Galluzzo (01536) 534268
callumgalluzzo@kettering.gov.uk

AGENDA

PROCEDURAL

1. Apologies
2. Minutes of the meeting held on 30th September 2019 to be approved and signed by the Chair.
3. Declarations of Interest*
 - Disclosable Pecuniary Interests
 - Personal Interests
4. The Chair to ask members of the public present if they would like to speak on any item on the agenda.

POLICE ITEM

5. Policing Issues & Statistics

The latest statistics from Northamptonshire Police (attached) will be presented by a member of the force who will then take questions from the Forum.

OTHER ITEMS

- | | | |
|----|--|-----------------------------------|
| 6. | Draft Budget Proposals for 2020/21 and Medium Term Financial Strategy | Dean Mitchell/
Pearl Nathaniel |
| 7. | Town Centre Update <ul style="list-style-type: none">• Heritage Action Zone• Town Centre Conference | Rochelle Mathieson |
| 8. | Beat the Street | Hazel Webb |
| 9. | Public Sector Reform Update | Rochelle Mathieson |

Working with and on behalf of local people



OUTSTANDING ITEMS

Item	Status
Police Issues and Statistics	A standing agenda item
Town Centre	A standing agenda item
Public Sector Reform	A standing agenda item
Purple Flag	TBD
Implications for Health Service Provisions for East Kettering Development	TBD

NB. Members of the public may ask questions in respect of any items on this Agenda. If an immediate reply is not possible, then one will be provided in due course or at the next meeting of the Forum.

- * Members are asked to make any declarations of financial or other interests they may have in relation to items on this agenda. Members are reminded to make a declaration at any stage throughout the meeting if it becomes apparent that this may be required when a particular item or issue is considered.**

MEETINGS AT THE MUNICIPAL OFFICES

Members of the Public are welcome to attend our committee meetings and to speak on any item on the agenda if they so wish. However, occasionally committees may have to consider some business in private and if this is the case the reason is indicated on the Order of Business. Please contact the Committee Administrator if you would like more information on your right to speak at committee meetings.

Members of the press and public are entitled to report on meetings of the Council, Committees and the Executive, except in circumstances where they have been excluded in accordance with national rules.

If you wish to report on this meeting, please telephone 01536 535661 or email democracy@kettering.gov.uk at least two days before the meeting to enable the Council to provide reasonable facilities for you to do so. Failure to advise the Council of your intention may mean the necessary facilities will not be available.

If you are planning to attend, and do not wish to be recorded or photographed, please inform the Chair at the start of the meeting.

Fire Alarm

All meetings shall be adjourned immediately on the sounding of the fire alarm. The alarm is a continuous two-tone siren. On hearing the alarm please leave the building by the nearest emergency exit. There are emergency exits at both ends of the corridor outside the meeting rooms. On leaving the building please cross the car park and assemble on the grassed area by the church. Do not attempt to drive out of the car park as this may impede the arrival of emergency vehicles. Please do not return to the building until you are told it is safe to do so by a Council employee.

Toilets

There are toilets in the corridor off the main entrance to the building you came through to get to the meeting room.

Facilities for Babies and Children

If you wish to use a private area please ask a member of staff. There are baby-changing facilities in the corridor off the main entrance adjacent to the toilets.

Access for Disabled People

There are allocated parking bays outside the main entrance to the Municipal Offices for disabled people. The meeting rooms are located on the ground floor and access is gained for wheelchair users via the main entrance. If you require assistance, please ask the attendant on duty in the reception area.

A hearing loop is available during all public meetings that take place in the Council Chamber or Committee Room. Please switch your hearing aid or other device to the appropriate setting (commonly the "T" setting).

No Smoking

Smoking is not permitted in the Municipal Offices.

This page is intentionally left blank

BOROUGH OF KETTERING

KETTERING TOWN FORUM

Meeting held: 30th September 2019

Present: Kettering Borough Councillors

Councillor Lloyd Bunday (Chair)
Councillor Linda Adams
Councillor Duncan Bain
Councillor James Burton (Deputy Mayor)
Councillor Ash Davies
Councillor Maggie Don
Councillor Scott Edwards
Councillor Anne Lee
Councillor Clark Mitchell
Councillor Mick Scrimshaw
Councillor Margaret Talbot
Councillor Keli Watts (Mayor)

Northamptonshire County Councillor

Councillor Bill Parker (NCC)

Representatives of Member Organisations

Simon Cox (Kettering Business Network)
Andy Sipple (Kettering Interfaith Forum)
Sgt Sean Marshall (Northants Police)

Also Present

Shirley Plenderleith (Kettering Borough Council)
Rochelle Mathieson (Kettering Borough Council)
Callum Galluzzo (Forum Administrator)

19.KTF.12 APOLOGIES

Apologies were received from Councillors Jenny Henson, Phillip Hollobone, Shirley Stanton, Greg Titcombe, Lesley Thurland, Jonathan West and County Councillor Eileen Hales.

Apologies were also received from Jane Calcott (Churches Together)

19.KTF.13 MINUTES

RESOLVED that the minutes of the meeting of the Kettering Town Forum held on 8th July 2019 be approved as a correct record and signed by the Chair

19.KTF.14 DECLARATIONS OF INTEREST

Cllr James Burton declared an interest in 7 as a Kettering market trader within the town centre.

19.KTF.15 POLICE ISSUES AND STATISTICS

The statistics provided in advance of the meeting were taken as read and members were invited to ask questions of police representatives. It was noted that crime statistics for the possession of weapons had increased in a number of members wards and that changes were being implemented following a report published about Northamptonshire Police.

Questions were asked by members of the forum in relation to the following topics:-

- Community Engagement
- Local Policing staffing levels
- Motorcycle crimes within the Brambleside Ward

19.KTF.16 BEAT THE STREET

A presentation was provided to the meeting by the Head of Public Services in relation to a new Walking and Cycling scheme that had recently been launched within the Kettering Borough.

Members heard that following a successful bid for funding from Northants County Council public health an external organisation called Intelligent Health introduced a Walking and Cycling game which aimed to normalise physical activity as part of a daily routine. It was noted that Schools, Community Groups, Workplaces and Individuals were all able to take part in the scheme

Statistics were provided to the forum which stated that Public Health data for Kettering showed 24.5% of children starting reception were classified as either overweight or obese with 30.4% by Year 6. The Public Health Outcome Framework showed levels of inactive adults in Kettering was at 22.3%

It was then heard that packs had been distributed to all primary schools within Kettering and that residents/individuals were able to pick up there packs from distribution points across the town. The aim of the scheme was to reach 8,700 people across the 6 themed weeks.

19.KTF.08 TOWN CENTRE UPDATE

An update was provided by the Head of Commercial and Economic Development in relation to the ongoing project and Meadow Road Park and with regards to the recently awarded High Street Heritage Action Zone Fund.

Members noted that the tender process had just been completed in relation to installation of seating and picnic areas within the Meadow Road Park. It was stated that installation of this phase would take place in November 2019. A tender process was also due to commence with regards to the design and installation of the fitness apparatus for the park.

It was stated that as part of the ongoing works, external fencing was to be installed in enclose selective park areas to protect the privacy and amenity of neighbouring properties and to provide peace of mind for users within the park. A gateway feature to the town centre was also to be designed in partnership with students from Tresham College and installed as part of the project.

New footpaths had also been completed with follow up mediation works to commence immediately in certain areas. It was noted by members that a new CCTV system had been erected within the park and that vegetation which caused/covered Anti-Social Behaviour had been removed. Members of the forum also heard that several trees were to be planted by local community group in late Autumn as well as new signage for the park.

Members welcomed the park initiative and made enquiries regarding the procurement and installation of accessible play equipment for disabled users within the park. Questions were also asked with regards to the Town Centre Toilet Scheme and engagement with local businesses in relation to accessible parking.

Details were also provided to members to update members on the successful external funding bid of £1.985m from Historic England as part of the High Street Heritage Action Zone Fund. Members noted that Kettering was one of 69 towns nationally that had been successful in its bid with the grant award requiring match funding bringing the total funding to the town centre up to £4m

Members of the forum heard that Stage 2 would include the creation of a programme design with a detailed business case and a demonstration of how match funding or in-kind resource commitment would be achieved. Details of the Stage 2 Programme Design would be supplied to a future meeting of the Committee with approval from Council required.

19.KTF.10 PUBLIC SECTOR REFORM

The forum received an update in relation to the current position of local government reform in the county.

A verbal update was provided by the Head of Commercial Development explaining the Secretary of State's (SoS) had informed Councils in Northamptonshire that the Statutory Change Order legislation was to be seen through Parliament as soon as it was possible given the current workload.

It was noted that the Ministry of Housing, Communities and Local Government (MHCLG) had recently conducted a meeting with leaders of Authorities within Northamptonshire and stated that there would be an 8 week process for the Statutory Change Order to be approved.

(The meeting started at 7.00 pm and ended 8:55pm)

Signed.....

Chair

DJP

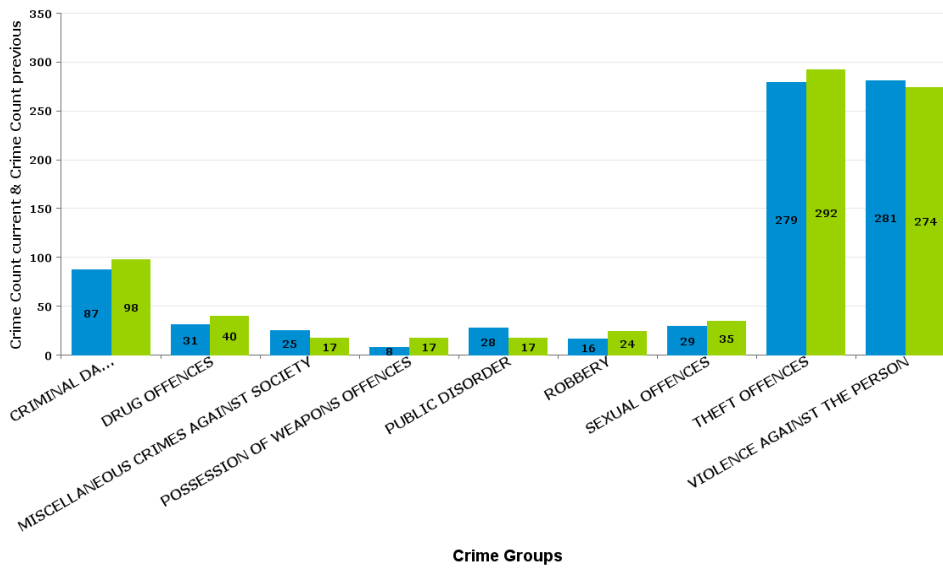
Kettering Town

ALL SAINTS

Crime Group	Current 12 Months	Previous 12 Months	+/- Crime	% Change	Number of Resolved Crimes	Resolution Rate (12 Months)
CRIMINAL DAMAGE & ARSON	87	98	-11	-11.22%	6	6.90%
DRUG OFFENCES	31	40	-9	-22.50%	31	100.00%
MISCELLANEOUS CRIMES AGAINST SOCIETY	25	17	8	47.06%	0	0.00%
POSSESSION OF WEAPONS OFFENCES	8	17	-9	-52.94%	8	100.00%
PUBLIC DISORDER	28	17	11	64.71%	6	21.43%
ROBBERY	16	24	-8	-33.33%	4	25.00%
SEXUAL OFFENCES	29	35	-6	-17.14%	3	10.34%
THEFT OFFENCES	279	292	-13	-4.45%	16	5.73%
VIOLENCE AGAINST THE PERSON	281	274	7	2.55%	57	20.28%
Sum:	784	814	-30	-3.69%	131	16.71%

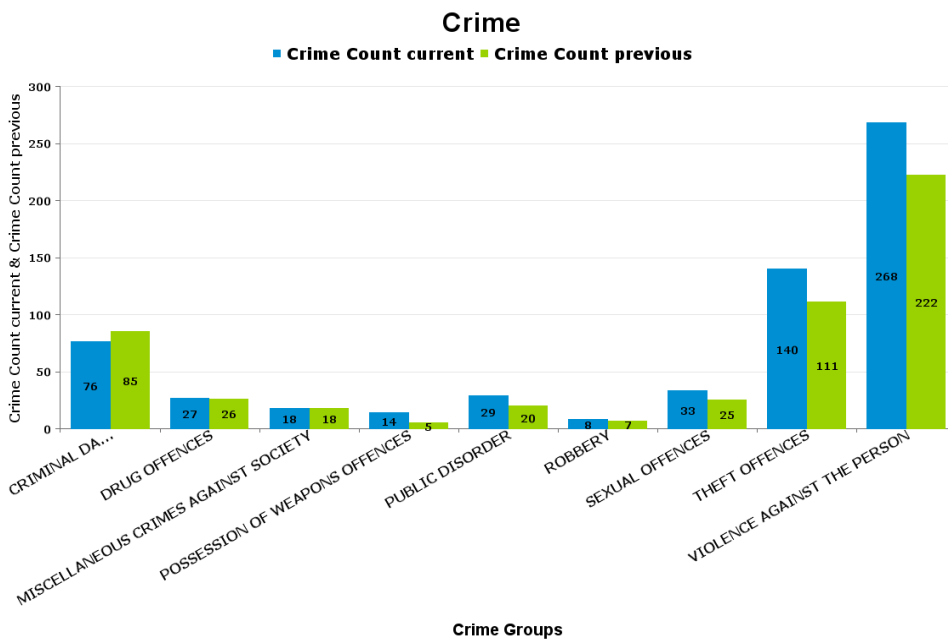
Crime

■ Crime Count current ■ Crime Count previous



AVONDALE GRANGE

Crime Group	Current 12 Months	Previous 12 Months	+/- Crime	% Change	Number of Resolved Crimes	Resolution Rate (12 Months)
CRIMINAL DAMAGE & ARSON	76	85	-9	-10.59%	11	14.47%
DRUG OFFENCES	27	26	1	3.85%	17	62.96%
MISCELLANEOUS CRIMES AGAINST SOCIETY	18	18	0	0.00%	1	5.56%
POSSESSION OF WEAPONS OFFENCES	14	5	9	180.00%	2	14.29%
PUBLIC DISORDER	29	20	9	45.00%	1	3.45%
ROBBERY	8	7	1	14.29%	1	12.50%
SEXUAL OFFENCES	33	25	8	32.00%	0	0.00%
THEFT OFFENCES	140	111	29	26.13%	12	8.57%
VIOLENCE AGAINST THE PERSON	268	222	46	20.72%	34	12.69%
Sum:	613	519	94	18.11%	79	12.89%

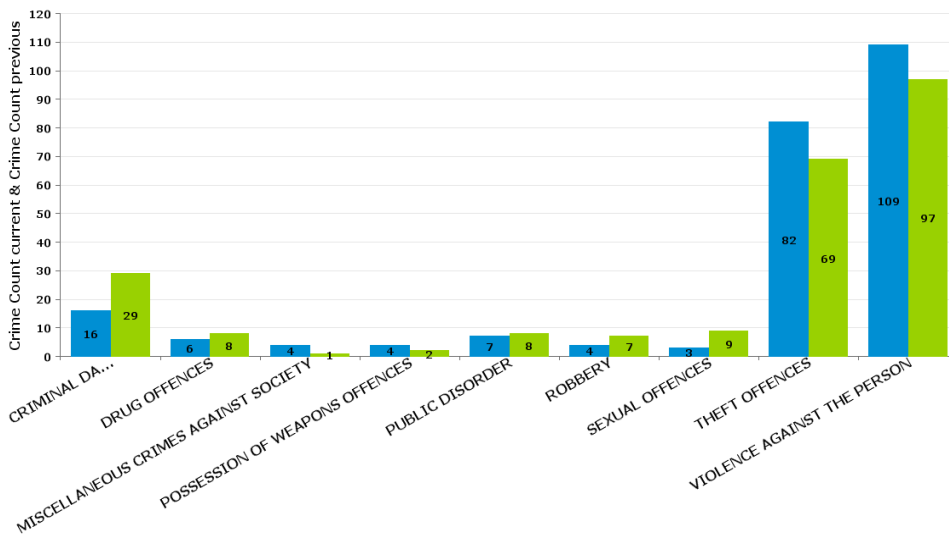


BRAMBLESIDE

Crime Group	Current 12 Months	Previous 12 Months	+/- Crime	% Change	Number of Resolved Crimes	Resolution Rate (12 Months)
CRIMINAL DAMAGE & ARSON	16	29	-13	-44.83%	3	18.75%
DRUG OFFENCES	6	8	-2	-25.00%	7	116.67%
MISCELLANEOUS CRIMES AGAINST SOCIETY	4	1	3	300.00%	0	0.00%
POSSESSION OF WEAPONS OFFENCES	4	2	2	100.00%	1	25.00%
PUBLIC DISORDER	7	8	-1	-12.50%	3	42.86%
ROBBERY	4	7	-3	-42.86%	0	0.00%
SEXUAL OFFENCES	3	9	-6	-66.67%	1	33.33%
THEFT OFFENCES	82	69	13	18.84%	0	0.00%
VIOLENCE AGAINST THE PERSON	109	97	12	12.37%	10	9.17%
Sum:	235	230	5	2.17%	25	10.64%

Crime

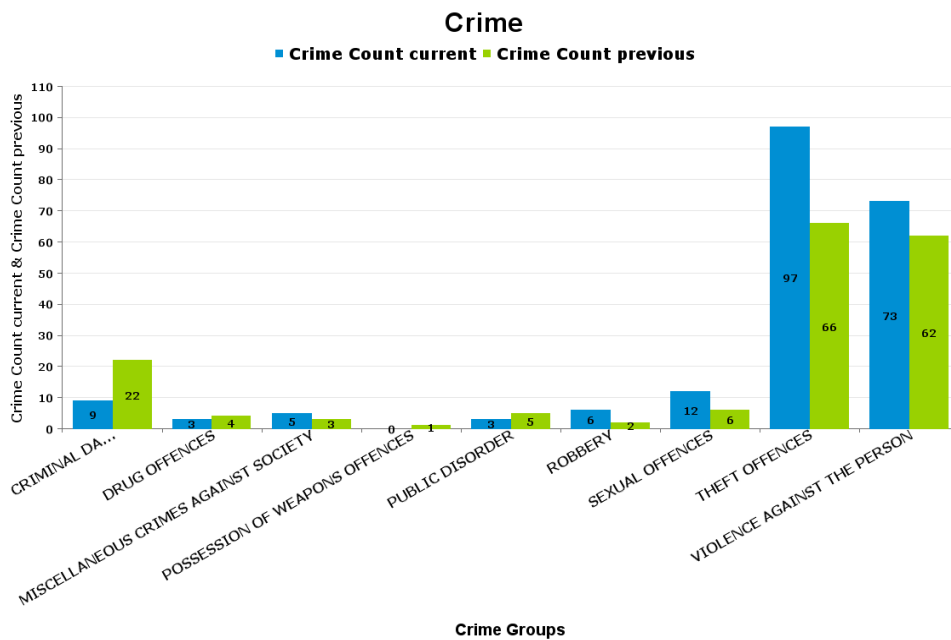
■ Crime Count current ■ Crime Count previous



Crime Groups

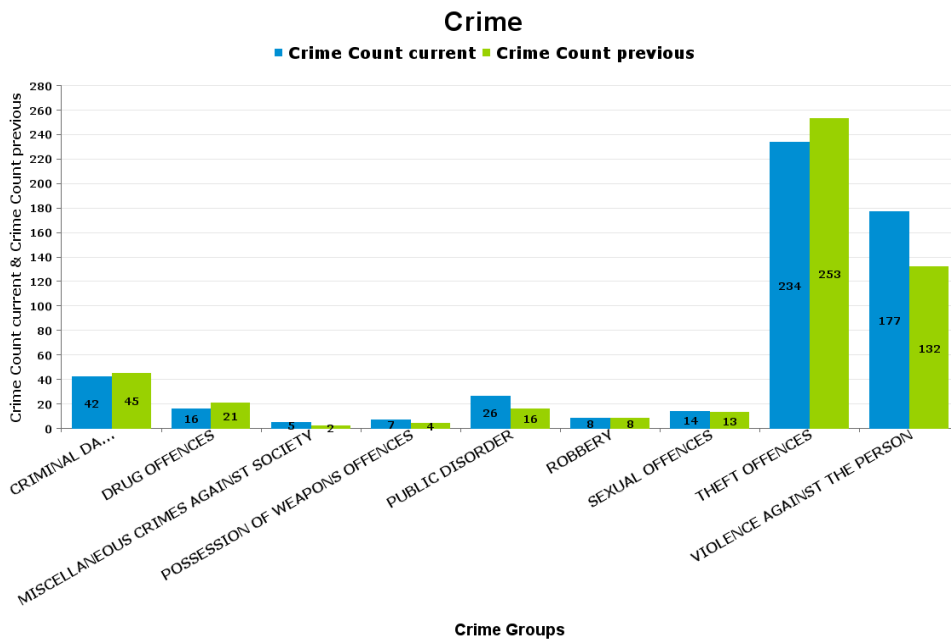
ISE LODGE

Crime Group	Current 12 Months	Previous 12 Months	+/- Crime	% Change	Number of Resolved Crimes	Resolution Rate (12 Months)
CRIMINAL DAMAGE & ARSON	9	22	-13	-59.09%	5	55.56%
DRUG OFFENCES	3	4	-1	-25.00%	3	100.00%
MISCELLANEOUS CRIMES AGAINST SOCIETY	5	3	2	66.67%	1	20.00%
POSSESSION OF WEAPONS OFFENCES	0	1	-1	-100.00%	2	#DIV/0
PUBLIC DISORDER	3	5	-2	-40.00%	3	100.00%
ROBBERY	6	2	4	200.00%	0	0.00%
SEXUAL OFFENCES	12	6	6	100.00%	0	0.00%
THEFT OFFENCES	97	66	31	46.97%	6	6.19%
VIOLENCE AGAINST THE PERSON	73	62	11	17.74%	17	23.29%
Sum:	208	171	37	21.64%	37	17.79%



NORTHFIELD

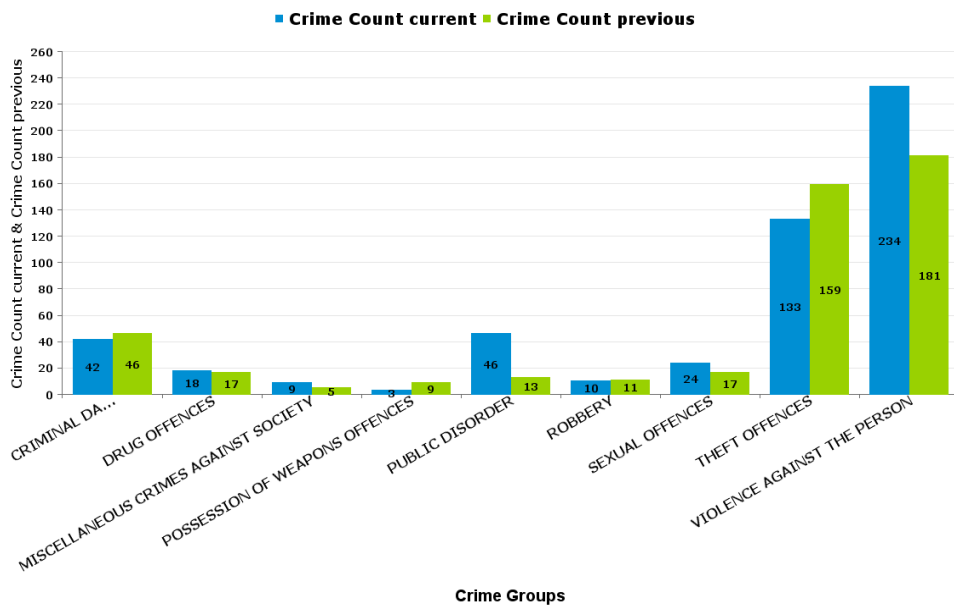
Crime Group	Current 12 Months	Previous 12 Months	+/- Crime	% Change	Number of Resolved Crimes	Resolution Rate (12 Months)
CRIMINAL DAMAGE & ARSON	42	45	-3	-6.67%	9	21.43%
DRUG OFFENCES	16	21	-5	-23.81%	19	118.75%
MISCELLANEOUS CRIMES AGAINST SOCIETY	5	2	3	150.00%	0	0.00%
POSSESSION OF WEAPONS OFFENCES	7	4	3	75.00%	1	14.29%
PUBLIC DISORDER	26	16	10	62.50%	3	11.54%
ROBBERY	8	8	0	0.00%	2	25.00%
SEXUAL OFFENCES	14	13	1	7.69%	0	0.00%
THEFT OFFENCES	234	253	-19	-7.51%	28	11.97%
VIOLENCE AGAINST THE PERSON	177	132	45	34.09%	30	16.95%
Sum:	529	494	35	7.09%	92	17.39%



PIPERS HILL

Crime Group	Current 12 Months	Previous 12 Months	+/- Crime	% Change	Number of Resolved Crimes	Resolution Rate (12 Months)
CRIMINAL DAMAGE & ARSON	42	46	-4	-8.70%	7	16.67%
DRUG OFFENCES	18	17	1	5.88%	12	66.67%
MISCELLANEOUS CRIMES AGAINST SOCIETY	9	5	4	80.00%	1	11.11%
POSSESSION OF WEAPONS OFFENCES	3	9	-6	-66.67%	4	133.33%
PUBLIC DISORDER	46	13	33	253.85%	5	10.87%
ROBBERY	10	11	-1	-9.09%	1	10.00%
SEXUAL OFFENCES	24	17	7	41.18%	1	4.17%
THEFT OFFENCES	133	159	-26	-16.35%	9	6.77%
VIOLENCE AGAINST THE PERSON	234	181	53	29.28%	14	5.98%
Sum:	519	458	61	13.32%	54	10.40%

Crime

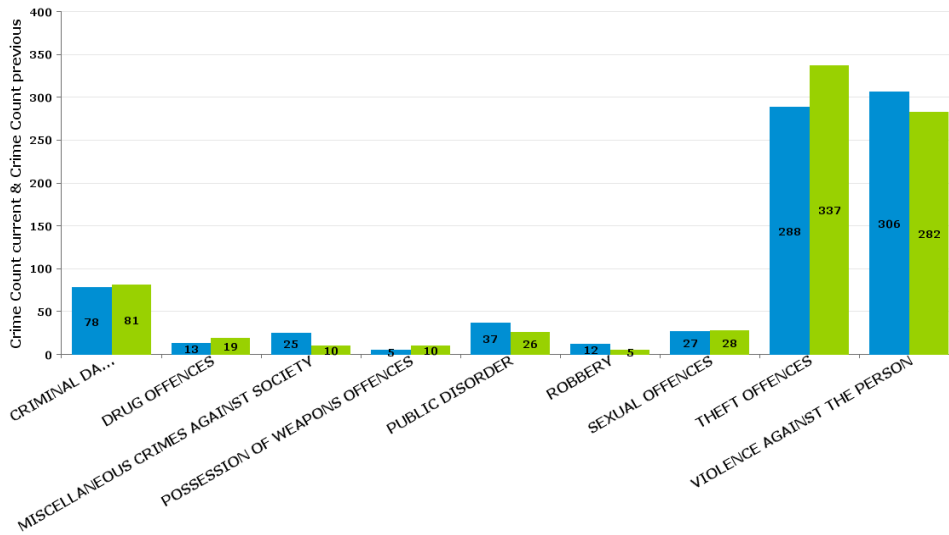


ST MICHAELS AND WICKSTEED

Crime Group	Current 12 Months	Previous 12 Months	+/- Crime	% Change	Number of Resolved Crimes	Resolution Rate (12 Months)
CRIMINAL DAMAGE & ARSON	78	81	-3	-3.70%	8	10.26%
DRUG OFFENCES	13	19	-6	-31.58%	16	123.08%
MISCELLANEOUS CRIMES AGAINST SOCIETY	25	10	15	150.00%	3	12.00%
POSSESSION OF WEAPONS OFFENCES	5	10	-5	-50.00%	4	80.00%
PUBLIC DISORDER	37	26	11	42.31%	6	16.22%
ROBBERY	12	5	7	140.00%	0	0.00%
SEXUAL OFFENCES	27	28	-1	-3.57%	3	11.11%
THEFT OFFENCES	288	337	-49	-14.54%	19	6.60%
VIOLENCE AGAINST THE PERSON	306	282	24	8.51%	55	17.97%
Sum:	791	798	-7	-0.88%	114	14.41%

Crime

■ Crime Count current ■ Crime Count previous



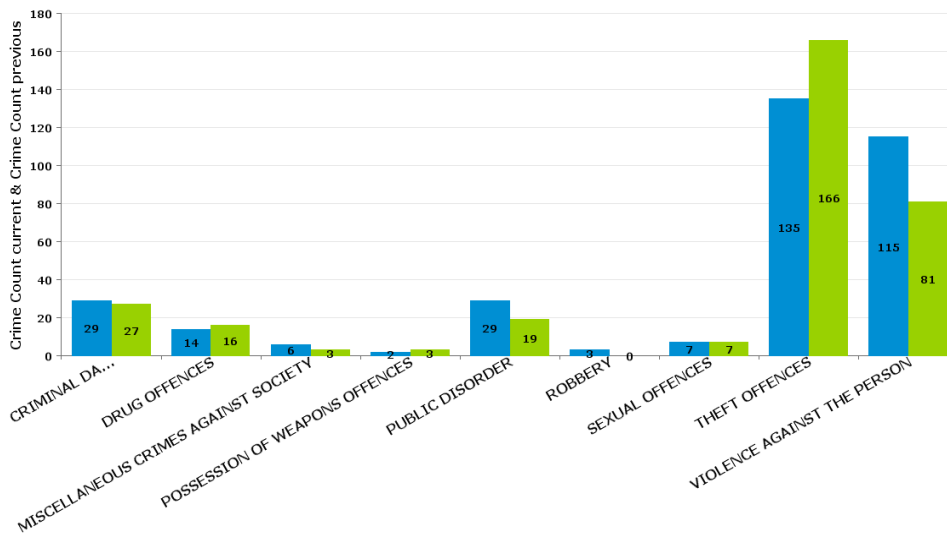
Crime Groups

ST PETERS

Crime Group	Current 12 Months	Previous 12 Months	+/- Crime	% Change	Number of Resolved Crimes	Resolution Rate (12 Months)
CRIMINAL DAMAGE & ARSON	29	27	2	7.41%	6	20.69%
DRUG OFFENCES	14	16	-2	-12.50%	6	42.86%
MISCELLANEOUS CRIMES AGAINST SOCIETY	6	3	3	100.00%	1	16.67%
POSSESSION OF WEAPONS OFFENCES	2	3	-1	-33.33%	1	50.00%
PUBLIC DISORDER	29	19	10	52.63%	5	17.24%
ROBBERY	3	0	3	#DIV/0	0	0.00%
SEXUAL OFFENCES	7	7	0	0.00%	1	14.29%
THEFT OFFENCES	135	166	-31	-18.67%	10	7.41%
VIOLENCE AGAINST THE PERSON	115	81	34	41.98%	16	13.91%
Sum:	340	322	18	5.59%	46	13.53%

Crime

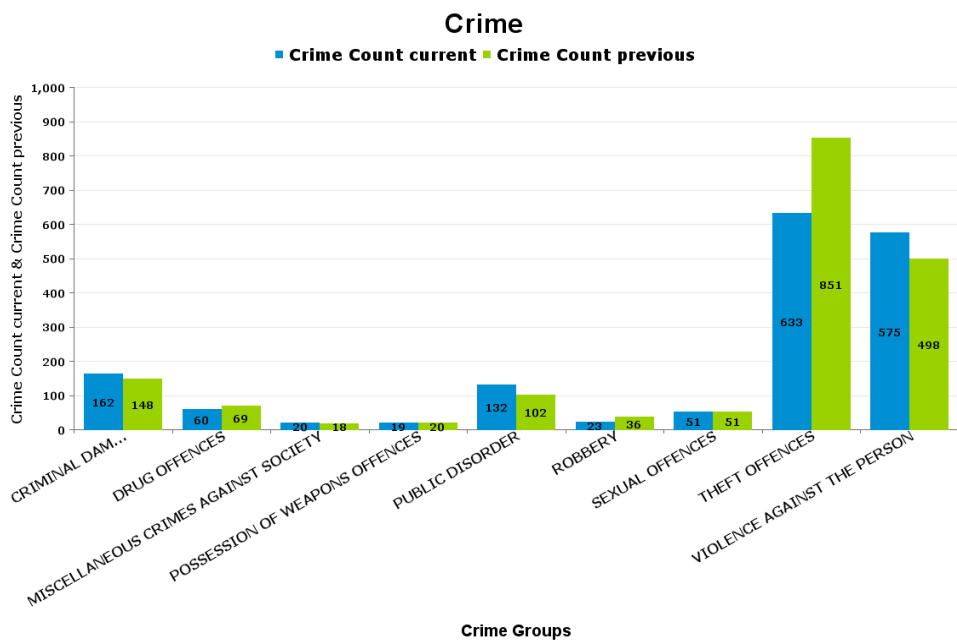
■ Crime Count current ■ Crime Count previous



Crime Groups

WILLIAM KNIBB

Crime Group	Current 12 Months	Previous 12 Months	+/- Crime	% Change	Number of Resolved Crimes	Resolution Rate (12 Months)
CRIMINAL DAMAGE & ARSON	162	148	14	9.46%	36	22.22%
DRUG OFFENCES	60	69	-9	-13.04%	56	93.33%
MISCELLANEOUS CRIMES AGAINST SOCIETY	20	18	2	11.11%	2	10.00%
POSSESSION OF WEAPONS OFFENCES	19	20	-1	-5.00%	13	68.42%
PUBLIC DISORDER	132	102	30	29.41%	39	29.55%
ROBBERY	23	36	-13	-36.11%	4	17.39%
SEXUAL OFFENCES	51	51	0	0.00%	4	7.84%
THEFT OFFENCES	633	851	-218	-25.62%	147	23.22%
VIOLENCE AGAINST THE PERSON	575	498	77	15.46%	89	15.48%
Sum:	1675	1793	-118	-6.58%	390	23.28%



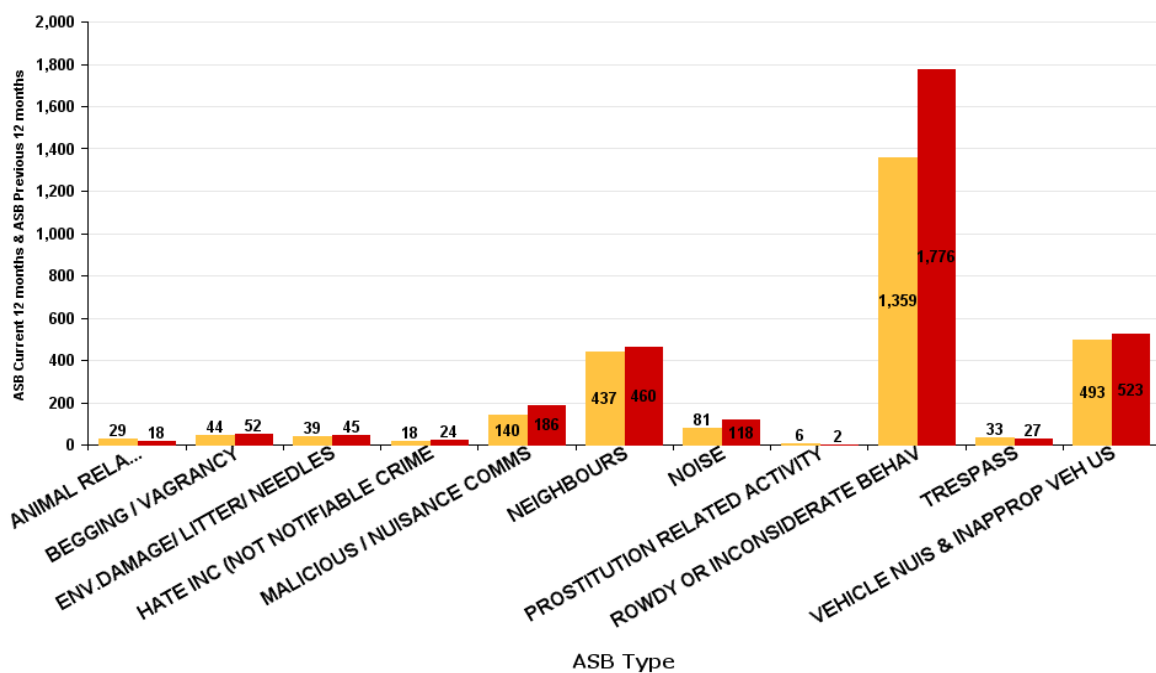
This page is intentionally left blank

ASB Reports by CSP Sector and Ward

ASB Type	Current 12 mths	Previous 12 mths	+/- Crime	% Change
ANIMAL RELATED INC ANTI-SOCIAL	29	18	11	61.11%
BEGGING / VAGRANCY	44	52	-8	-15.38%
ENV.DAMAGE/ LITTER/ NEEDLES	39	45	-6	-13.33%
HATE INC (NOT NOTIFIABLE CRIME	18	24	-6	-25.00%
MALICIOUS / NUISANCE COMMS	140	186	-46	-24.73%
NEIGHBOURS	437	460	-23	-5.00%
NOISE	81	118	-37	-31.36%
PROSTITUTION RELATED ACTIVITY	6	2	4	200.00%
ROWDY OR INCONSIDERATE BEHAV	1359	1776	-417	-23.48%
TRESPASS	33	27	6	22.22%
VEHICLE NUIS & INAPPROP VEH US	493	523	-30	-5.74%
Sum:	2679	3231	-552	-17.08%

ASB

■ ASB Current 12 months ■ ASB Previous 12 months



This page is intentionally left blank

ASB Reports by CSP Sector and Ward

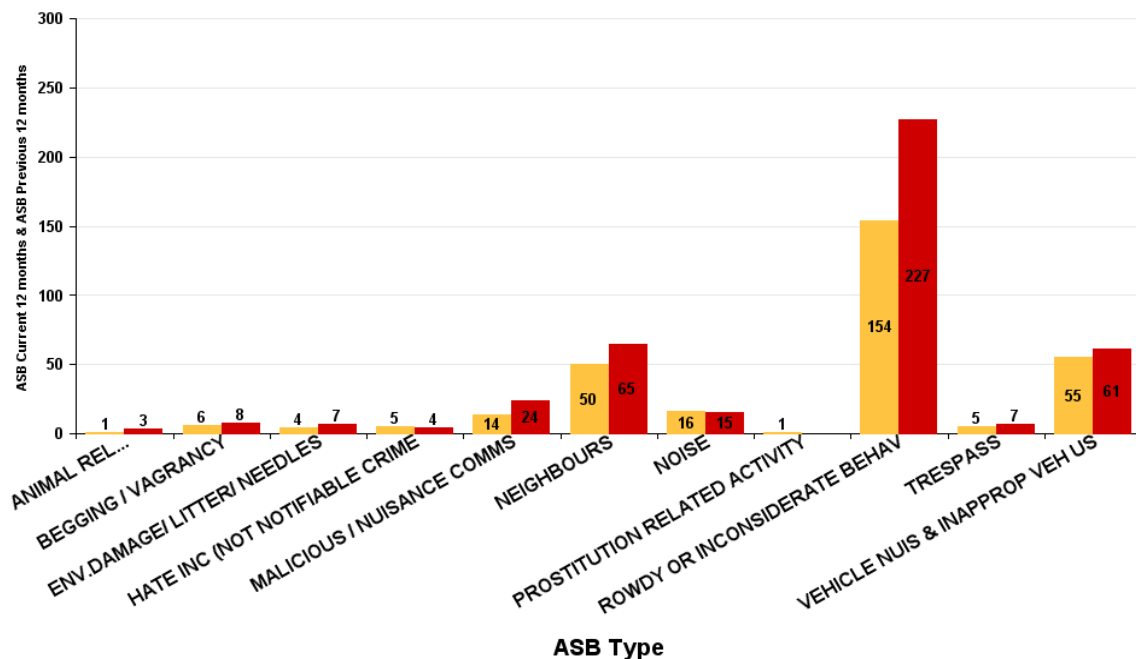
Kettering

All Saints

ASB Type	Current 12 Months 2019-01 2019-12	Previous 12 Months 2018-01 2018-12	+/- Crime	% Change
ANIMAL RELATED INC ANTI-SOCIAL	1	3	-2	-66.67%
BEGGING / VAGRANCY	6	8	-2	-25.00%
ENV.DAMAGE/ LITTER/ NEEDLES	4	7	-3	-42.86%
HATE INC (NOT NOTIFIABLE CRIME)	5	4	1	25.00%
MALICIOUS / NUISANCE COMMS	14	24	-10	-41.67%
NEIGHBOURS	50	65	-15	-23.08%
NOISE	16	15	1	6.67%
PROSTITUTION RELATED ACTIVITY	1		1	-100.00%
ROWDY OR INCONSIDERATE BEHAV	154	227	-73	-32.16%
TRESPASS	5	7	-2	-28.57%
VEHICLE NUIS & INAPPROP VEH US	55	61	-6	-9.84%
Sum:	311	421	-110	-26.13%

ASB

ASB Current 12 months ASB Previous 12 months

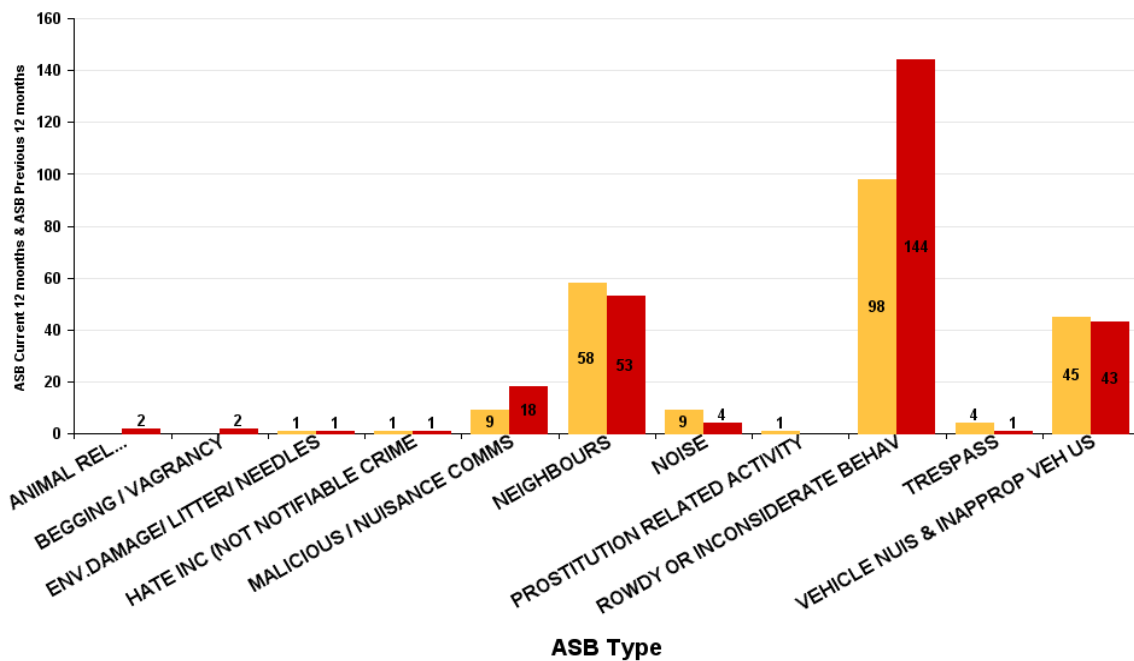


Avondale Grange

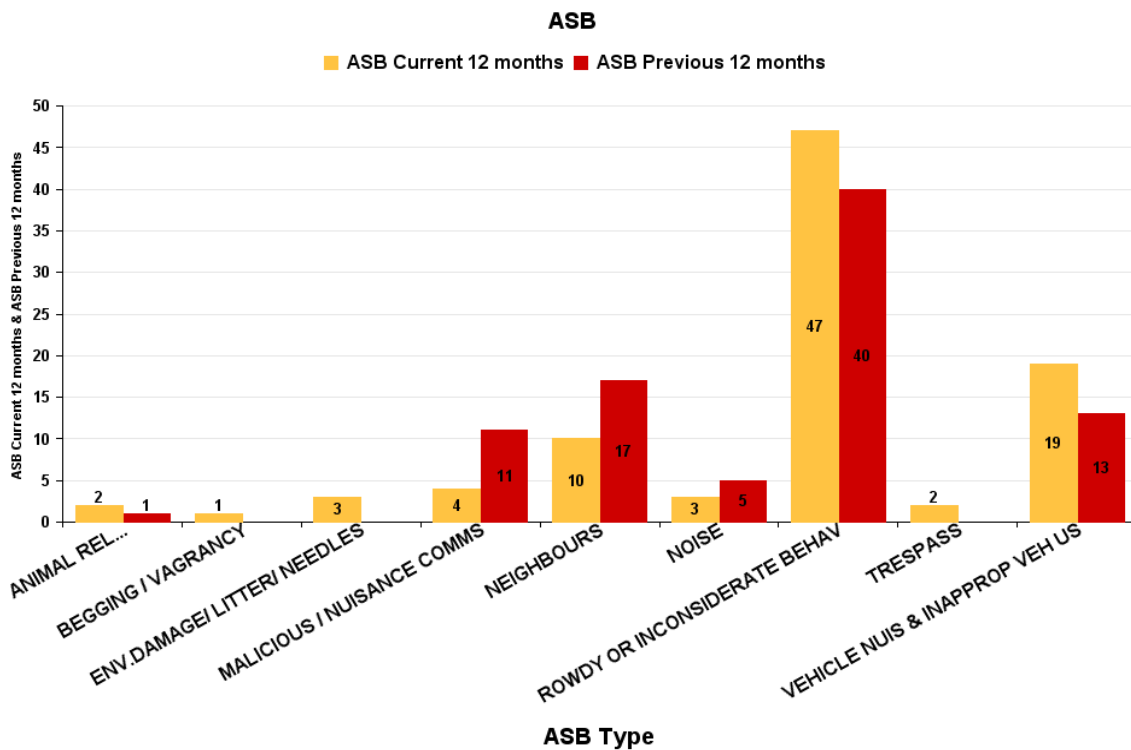
ASB Type	Current 12 Months 2019-01 2019-12	Previous 12 Months 2018-01 2018-12	+/- Crime	% Change
ANIMAL RELATED INC ANTI-SOCIAL		2	-2	-100.00%
BEGGING / VAGRANCY		2	-2	-100.00%
ENV.DAMAGE/ LITTER/ NEEDLES	1	1	0	0.00%
HATE INC (NOT NOTIFIABLE CRIME	1	1	0	0.00%
MALICIOUS / NUISANCE COMMS	9	18	-9	-50.00%
NEIGHBOURS	58	53	5	9.43%
NOISE	9	4	5	125.00%
PROSTITUTION RELATED ACTIVITY	1		1	-100.00%
ROWDY OR INCONSIDERATE BEHAV	98	144	-46	-31.94%
TRESPASS	4	1	3	300.00%
VEHICLE NUIS & INAPPROP VEH US	45	43	2	4.65%
Sum:	226	269	-43	-15.99%

ASB

ASB Current 12 months ASB Previous 12 months

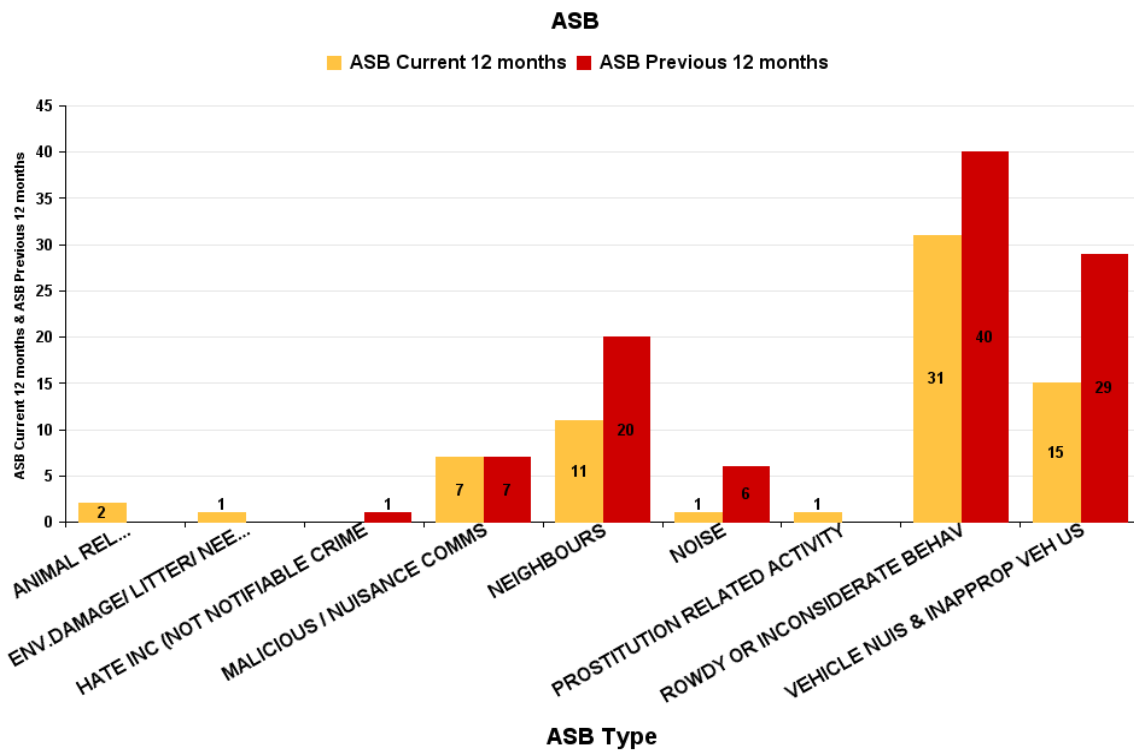


ASB Type	Current 12 Months 2019-01 2019-12	Previous 12 Months 2018-01 2018-12	+/- Crime	% Change
ANIMAL RELATED INC ANTI-SOCIAL	2	1	1	100.00%
BEGGING / VAGRANCY	1		1	-100.00%
ENV.DAMAGE/ LITTER/ NEEDLES	3		3	-100.00%
MALICIOUS / NUISANCE COMMS	4	11	-7	-63.64%
NEIGHBOURS	10	17	-7	-41.18%
NOISE	3	5	-2	-40.00%
ROWDY OR INCONSIDERATE BEHAV	47	40	7	17.50%
TRESPASS	2		2	-100.00%
VEHICLE NUIS & INAPPROP VEH US	19	13	6	46.15%
Sum:	91	87	4	4.60%



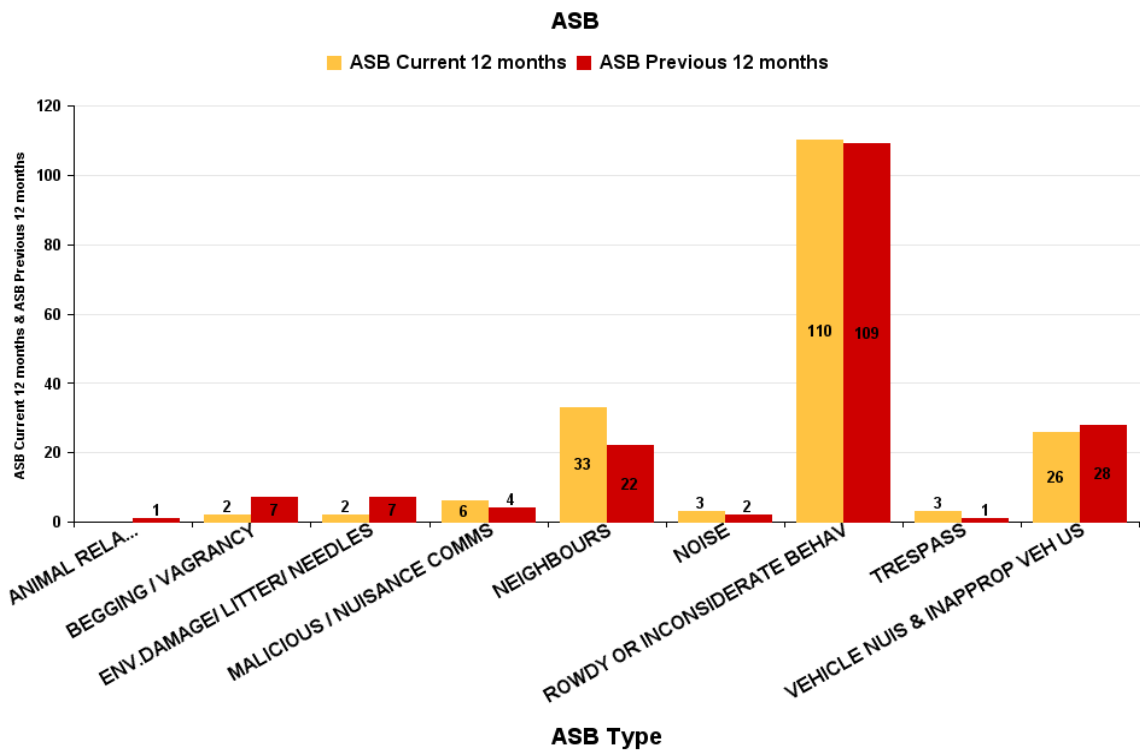
Ise Lodge

ASB Type	Current 12 Months 2019-01 2019-12	Previous 12 Months 2018-01 2018-12	+/- Crime	% Change
ANIMAL RELATED INC ANTI-SOCIAL	2		2	-100.00%
ENV.DAMAGE/ LITTER/ NEEDLES	1		1	-100.00%
HATE INC (NOT NOTIFIABLE CRIME		1	-1	-100.00%
MALICIOUS / NUISANCE COMMS	7	7	0	0.00%
NEIGHBOURS	11	20	-9	-45.00%
NOISE	1	6	-5	-83.33%
PROSTITUTION RELATED ACTIVITY	1		1	-100.00%
ROWDY OR INCONSIDERATE BEHAV	31	40	-9	-22.50%
VEHICLE NUIS & INAPPROP VEH US	15	29	-14	-48.28%
Sum:	69	103	-34	-33.01%



Northfield

ASB Type	Current 12 Months 2019-01 2019-12	Previous 12 Months 2018-01 2018-12	+/- Crime	% Change
ANIMAL RELATED INC ANTI-SOCIAL		1	-1	-100.00%
BEGGING / VAGRANCY	2	7	-5	-71.43%
ENV.DAMAGE/ LITTER/ NEEDLES	2	7	-5	-71.43%
MALICIOUS / NUISANCE COMMS	6	4	2	50.00%
NEIGHBOURS	33	22	11	50.00%
NOISE	3	2	1	50.00%
ROWDY OR INCONSIDERATE BEHAV	110	109	1	0.92%
TRESPASS	3	1	2	200.00%
VEHICLE NUIS & INAPPROP VEH US	26	28	-2	-7.14%
Sum:	185	181	4	2.21%

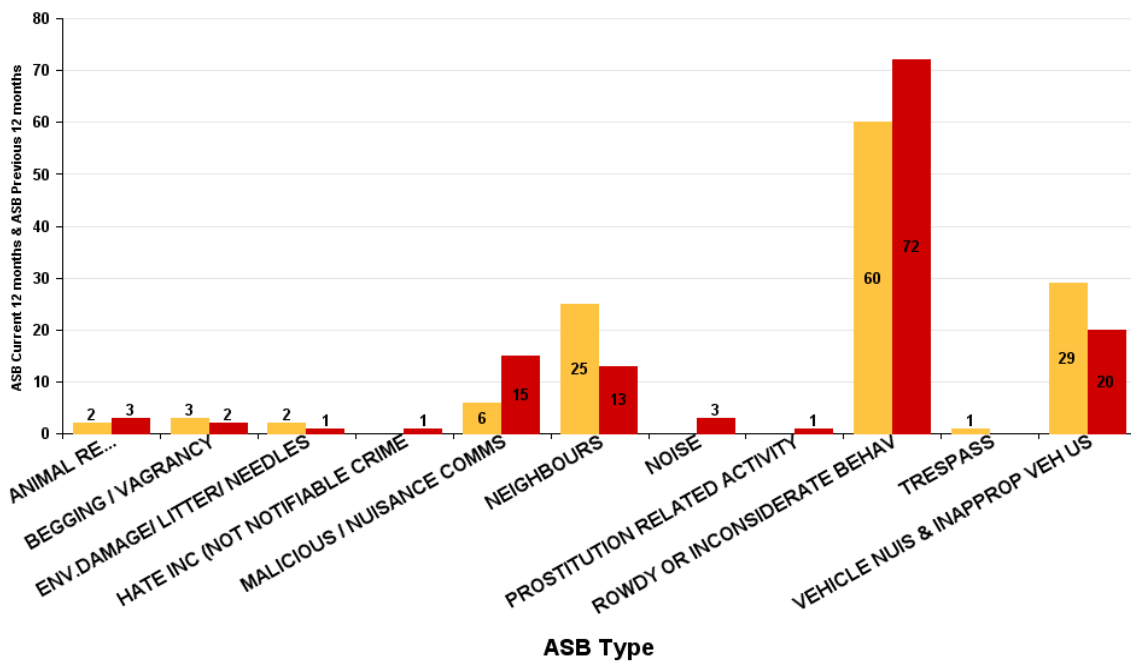


Pipers Hill

ASB Type	Current 12 Months 2019-01 2019-12	Previous 12 Months 2018-01 2018-12	+/- Crime	% Change
ANIMAL RELATED INC ANTI-SOCIAL	2	3	-1	-33.33%
BEGGING / VAGRANCY	3	2	1	50.00%
ENV.DAMAGE/ LITTER/ NEEDLES	2	1	1	100.00%
HATE INC (NOT NOTIFIABLE CRIME		1	-1	-100.00%
MALICIOUS / NUISANCE COMMS	6	15	-9	-60.00%
NEIGHBOURS	25	13	12	92.31%
NOISE		3	-3	-100.00%
PROSTITUTION RELATED ACTIVITY		1	-1	-100.00%
ROWDY OR INCONSIDERATE BEHAV	60	72	-12	-16.67%
TRESPASS	1		1	-100.00%
VEHICLE NUIS & INAPPROP VEH US	29	20	9	45.00%
Sum:	128	131	-3	-2.29%

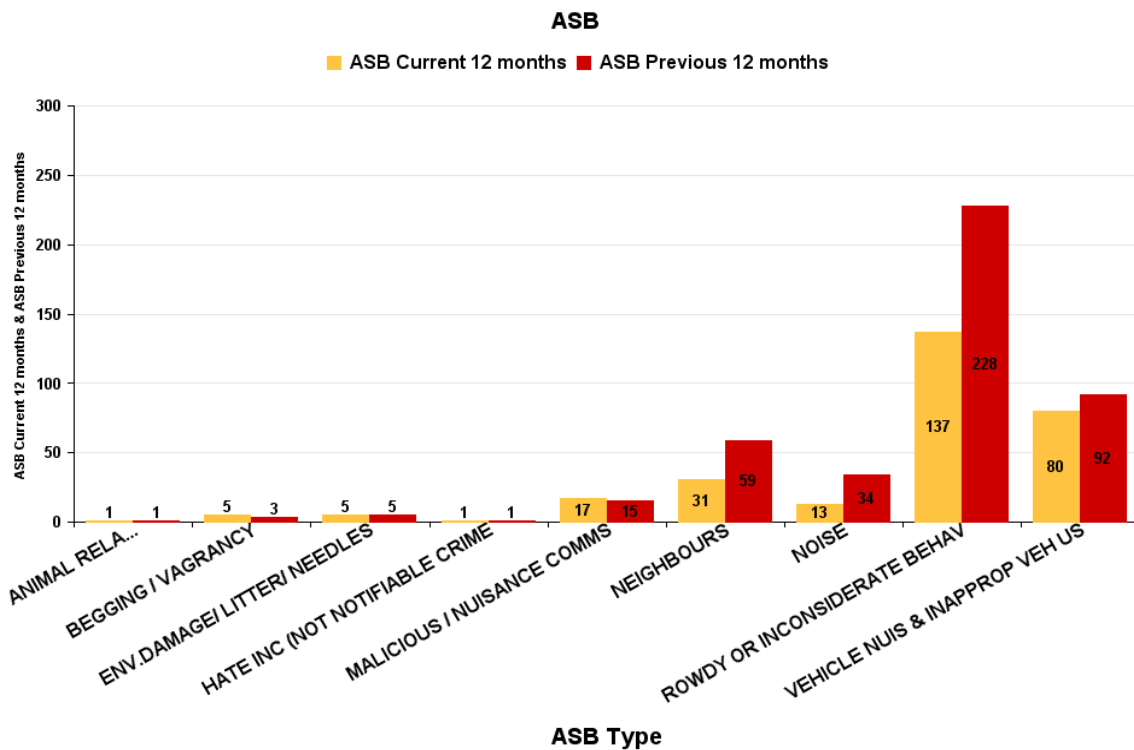
ASB

ASB Current 12 months ASB Previous 12 months

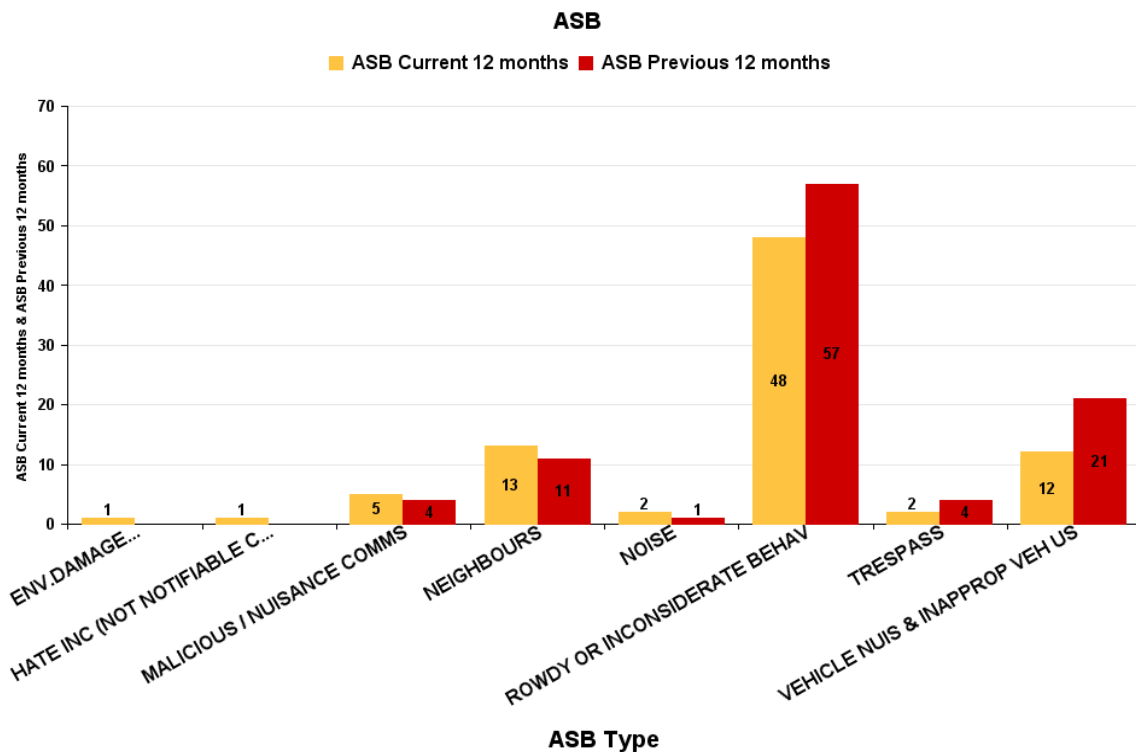


St Michaels and Wicksteed

ASB Type	Current 12 Months 2019-01 2019-12	Previous 12 Months 2018-01 2018-12	+/- Crime	% Change
ANIMAL RELATED INC ANTI-SOCIAL	1	1	0	0.00%
BEGGING / VAGRANCY	5	3	2	66.67%
ENV.DAMAGE/ LITTER/ NEEDLES	5	5	0	0.00%
HATE INC (NOT NOTIFIABLE CRIME	1	1	0	0.00%
MALICIOUS / NUISANCE COMMS	17	15	2	13.33%
NEIGHBOURS	31	59	-28	-47.46%
NOISE	13	34	-21	-61.76%
ROWDY OR INCONSIDERATE BEHAV	137	228	-91	-39.91%
VEHICLE NUIS & INAPPROP VEH US	80	92	-12	-13.04%
Sum:	290	438	-148	-33.79%



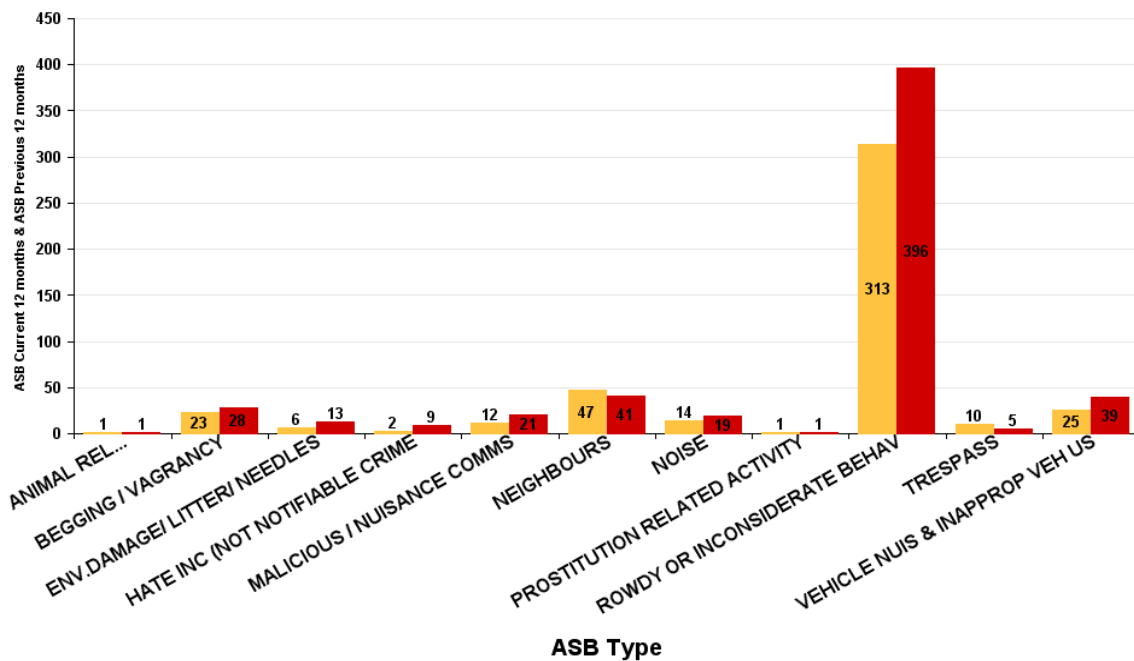
ASB Type	Current 12 Months 2019-01 2019-12	Previous 12 Months 2018-01 2018-12	+/- Crime	% Change
ENV.DAMAGE/ LITTER/ NEEDLES	1		1	-100.00%
HATE INC (NOT NOTIFIABLE CRIME	1		1	-100.00%
MALICIOUS / NUISANCE COMMS	5	4	1	25.00%
NEIGHBOURS	13	11	2	18.18%
NOISE	2	1	1	100.00%
ROWDY OR INCONSIDERATE BEHAV	48	57	-9	-15.79%
TRESPASS	2	4	-2	-50.00%
VEHICLE NUIS & INAPPROP VEH US	12	21	-9	-42.86%
Sum:	84	98	-14	-14.29%



ASB Type	Current 12 Months 2019-01 2019-12	Previous 12 Months 2018-01 2018-12	+/- Crime	% Change
ANIMAL RELATED INC ANTI-SOCIAL	1	1	0	0.00%
BEGGING / VAGRANCY	23	28	-5	-17.86%
ENV.DAMAGE/ LITTER/ NEEDLES	6	13	-7	-53.85%
HATE INC (NOT NOTIFIABLE CRIME	2	9	-7	-77.78%
MALICIOUS / NUISANCE COMMS	12	21	-9	-42.86%
NEIGHBOURS	47	41	6	14.63%
NOISE	14	19	-5	-26.32%
PROSTITUTION RELATED ACTIVITY	1	1	0	0.00%
ROWDY OR INCONSIDERATE BEHAV	313	396	-83	-20.96%
TRESPASS	10	5	5	100.00%
VEHICLE NUIS & INAPPROP VEH US	25	39	-14	-35.90%
Sum:	454	573	-119	-20.77%

ASB

ASB Current 12 months ASB Previous 12 months



This page is intentionally left blank

	KETTERING TOWN FORUM	Item 6	Page 1
Report Originator	Head of Resources Mark Dickenson	27 th January 2020	
	DRAFT BUDGET PROPOSALS FOR 2020/21 AND MEDIUM TERM FINANCIAL STRATEGY		

1. PURPOSE

- 1.1 Kettering Borough Council's draft budgets for 2020/21 were considered by the Executive Committee at its meeting of 15th January 2020. The Executive endorsed the draft budgets for consultation and the formal consultation period runs from 15th January 2020 to the 26th February 2020 (when the budget is formally considered by full Council).
- 1.2 A copy of the Executive budget report, appendices and record of decisions from its meeting of 15th January 2020 can be obtained from Democratic Services or accessed via the Council Website using the following link
https://www.kettering.gov.uk/meetings/meeting/1804/executive_committee
- 1.3 The Council's medium term financial forecast as reported to the January Executive is reproduced at Appendix A together with supporting notes.
- 1.4 Members will be mindful of the current situation about the potential local government reorganisation in the County.
- 1.5 Whilst it is not necessary to repeat the background to this issue in this report, it is important that members understand what their statutory duties are in relation to the current budget setting process.
- 1.6 At the time of considering the draft budget proposals contained within this report, members of this council must take into account the financial projections for 2020/21 (and the subsequent medium term projections) when making decisions. Although the spectre of a new local government structure exists, at the time of making decisions, councillors must assume that the status quo will remain with regard to Kettering Borough Council and make informed decisions based upon the financial projections that are contained within this report. As such, full regard should be given to the financial estimates, pressures, business and funding risks into the medium term.
- 1.7 The purpose of the Council's formal Budget Consultation meeting held on 23rd January 2020 is to hear the views of Town and Parish Councils and any other stakeholders or residents about the draft budget. It is not the intention to re-run the Budget Consultation presentation at this meeting, however the key issues will be outlined to the Forum and it provides an opportunity to clarify any issues and make comments.

KETTERING TOWN FORUM	Item 8	Page 2
-----------------------------	-----------	--------

2. KEY ISSUES

2.1 As outlined in the previous section, members will need to read the draft budget report (and supporting appendices). Given the amount of detail in that report, the key issues summary from that report is reproduced in the following paragraphs for ease of reference;

2019/20

2.2 The Council has continued to successfully use the ‘budget delivery framework’ for the delivery of efficiencies.

2.3 Since 2010, the Council will have delivered a total of £14.3m of efficiencies by the end of March 2020

2020/21

2.4 Taken in isolation, at this stage most of the **main issues** are ‘known’ for 2020/21. The Council’s Provisional Financial Settlement for 2020/21 is £2,524,000 which is £40,000 higher than in 2019/20.

2.5 Prior to the consideration of any council tax increase, it is estimated that **£1,734,000 of ‘efficiencies’ will be required**. We will start 2020/21 in a similar position to 2019/20 because of the continued use of the Council’s successful budget delivery framework which has resulted in the Council already having secured some of the on-going savings required for 2020/21. The remaining ‘savings’ have also been identified the Council will need to remain focused and stick to its Financial Golden Rules and Financial Guiding Principles if these are to be successfully delivered.

2.6 The Council’s strong and controlled budgetary position is a direct result of the adherence to the guiding principles that have been diligently followed over recent years. It remains important that the guiding principles are followed if the Council is to remain in a relatively good financial position. This financial discipline is a pre-requisite of any future financial strategy.

2.7 The Council will need to ensure that it continues to look for ways of generating additional income, whilst ensuring that services continue to be delivered efficiently.

2.8 Members will need to consider the medium-term projections and associated risks when deciding a level of council tax for 2020/21. In light of these, officer advice is to consider a council tax increase to the threshold level of £5 for 2020/21 – this would yield an additional £165,000 and would help contribute to the challenging medium terms savings target.

2.9 **A capital programme of around £39m** is a significant commitment and clearly demonstrates the Council’s continued strategy regarding commercial investments.

2.10 The Council uses the budget “**swingometer**” (as detailed at Appendix A – Section 1) to highlight and assess the sensitivity of the most volatile and material budgets.

KETTERING TOWN FORUM	Item 8	Page 3
-----------------------------	-----------	--------

The Medium Term

2021/22 and Beyond

- 2.11 The levels of uncertainty and reductions in government funding in the medium term are very significant and should not be understated.

- 2.12 It is fair to say that the local government as a Sector has not seen such volatility and uncertainty in funding levels from the Government in recent times. The scale of these changes could see cash reductions for this Council of up to £5m over the next few years.

- 2.13 Both the resetting of the Business Rates Baseline and the review of the funding formula could have a significant impact on the Council's Medium-Term Financial Strategy.

Other Considerations

- 2.14 The projections in all years rest on the Executive's adherence to the "*Financial Golden Rules and Financial Guiding Principles* (para 4.6 and 4.7 of the 15th January Executive Report).

- 2.15 The assumptions within the Council's Medium-Term Financial Strategy will continue to be reviewed and amended where necessary. What will actually happen will only become clearer as time progresses.

Background Papers:

Title of Document:
 Contact Officer: Mark Dickenson (ext 4303)

Previous Reports/Minutes:

Monthly Durable Budget Reports
 Budget Consultation (Jan 20)

This page is intentionally left blank

Appendix A

General Fund - Medium Term Financial Forecast

		Current Spending Round		Future Spending Review Period			
		2019/20	2020/21	2021/22	2022/23	2023/24	2024/25
		Forecast £000	Forecast £000	Forecast £000	Forecast £000	Forecast £000	Forecast £000
1	Net Council Budget	11,118	11,148	10,883	10,942	11,062	10,692
2	Forecast Resources: Government Grant						
2a	Revenue Support Grant	0	0	0	0	0	0
2b	Business Rates	(2,484)	(2,524)	(2,524)	(2,524)	(2,524)	(2,524)
	Total Government Grant	(2,484)	(2,524)	(2,524)	(2,524)	(2,524)	(2,524)
	Council Tax / Coll'n Fund	(350)	(100)	(100)	(100)	(100)	(100)
	Income From Council Tax	(6,722)	(6,790)	(6,893)	(6,996)	(7,100)	(7,207)
	Total Resources	(9,556)	(9,414)	(9,517)	(9,620)	(9,724)	(9,831)
3	Budget (Surplus) / Deficit	1,562	1,734	1,366	1,322	1,338	861
4	'efficiencies' Identified	(1,562)	(1,734)	0	0	0	0
5	'efficiencies' - To be Identified	0	0	(1,366)	(1,322)	(1,338)	(861)
6	Budget (Surplus) / Deficit	0	0	0	0	0	0
GENERAL FUND WORKING BALANCE							
		2019/20	2020/21	2021/22	2022/23	2023/24	2024/25
		£000	£000	£000	£000	£000	£000
7	Estimated Opening Balance	1,415	1,415	1,375	1,375	1,375	1,375
8	Town Centre Initiatives	0	40	0	0	0	0
9	Estimated Closing Balance	1,415	1,375	1,375	1,375	1,375	1,375

Notes to Medium Term Financial Forecast

- 1 *Net Council Budget* – This represents the net expenditure prior to the Budget Framework
- 2 *Forecast Resources* – These are the Council's main funding streams (excluding fees and charges which are incorporated into Line 1). This illustrates the significant reduction in Central Government funding. To enable the total resources required to balance the budget to be identified, no assumptions have been made regarding future council tax increases. The small increase in revenue each year reflects anticipated housing growth in the borough.

The level of government grant is known for 2019/20 and in 2020/21 this is shown based on the Provisional Local Government Financial Settlement.

- 2a / *Revenue Support Grant / Business Rates* - Following the introduction of the Business Rates
- 2b *Retention Scheme* the local share of business rates will be uplifted by RPI each year until the system is reset in 2021 this is shown in line 2b. The Revenue Support Grant, which is detailed in Line 2a remains at nil in 2020/21.
- 3 *Budget (Surplus) / Deficit* – This illustrates the gap between the budget and the total resources available before identifying budget framework savings.
- 5 *Savings to be identified* – This identifies the total resources that are required to balance the budget in future years after 2020/21
- 8 *Town Centre Initiatives* – This relates to parking incentives and / or other town centre related items. Due to the short term nature this is being funded from the General Fund working balance rather than forming part of the base budget.

This page is intentionally left blank



Kettering Town Centre – Proposed Heritage Action Zone



age 38

Kettering Town Centre - Background

- Historic and traditional market town
- Conservation area
- Loss of major stores
- Declining footfall
- Declining market
- The role of town centres are changing...

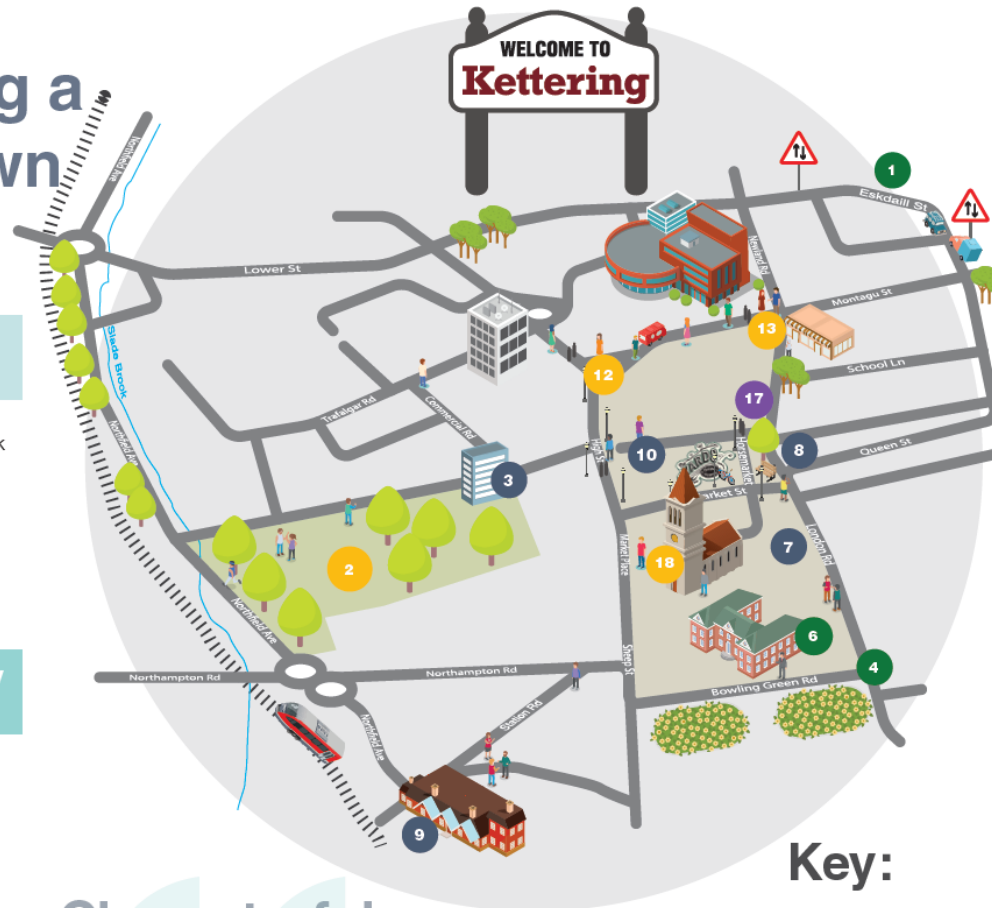
Delivering a better town centre

Short Term – By March 2019

- 1. Eskdall Street
- 2. Meadow Road Urban Park
- 3. Sheerness House
- 4. Bowling Green Road/ London Road Traffic Improvements
- 5. Seats on Streets
- 6. Parking Management

Medium Term – by March 2021

- 7. London Road Site Development
- 8. Old Hogs Head/Queen Street
- 9. The Station Quarter
- 10. County Court Site/ Dryland Street
- 11. Electric Car Charging Points



Characterful,
Distinctive
and Fun

Longer Term – by March 2025

- 12. Bakehouse Hill
- 13. Silver Street/Newland Street/Dalkeith Place

Ongoing Projects

- 14. Clean & Refresh
- 15. Town Centre Partnerships
- 16. Digital Development
- 17. Night Time Economy
- 18. Arts & Culture Revitalised
- 19. Markets

Key:

- Development Areas
- Highways & Transportation
- Improvements to Public Space & Public Realm
- Marketing & Engagement



Heritage Action Zones

- Funded by Historic England
- Main objectives:
 - To change perceptions of heritage & high streets
 - To support sustainable economic & cultural growth
 - To restore and enhance local historic character
- Expression of interest submitted for Kettering Town Centre

A historical black and white photograph of a street in Kettering, showing multi-story brick buildings with ornate windows and awnings. The street is paved with cobblestones and has several people walking. A sign for 'VICTORIA INSURANCE' is visible on the right side of the building.

Kettering Historic High Street - Heritage Action Zone

Page 41

- Kettering announced as one of 69 town centres invited to Stage 2 programme design
- Design submitted on 20th December, announcement due late January
- Full Council approved financial match commitment on 13th January
- If approved by Historic England, total project value £4,354,000 over 4 years
- If approved, project will start in April 2020



The proposed programme

- Major public realm and street scene improvement
- Shopfront/frontages grants
- Residential conversion grant
- Historic Building improvement grant
- Accompanied by Cultural Programme – lead by community and cultural organisations to celebrate what is unique about Kettering



Summary

- Town centres are transitioning – will be increasingly important places for people to live, work and enjoy leisure time
- Kettering is focused on cultural and heritage led regeneration
- HAZ - catalyst for further investment
- Kettering has a lot to offer now!



Thank you

Find out more at www.kettering.gov.uk/HAZ