

ASB Reports by CSP Sector and Ward

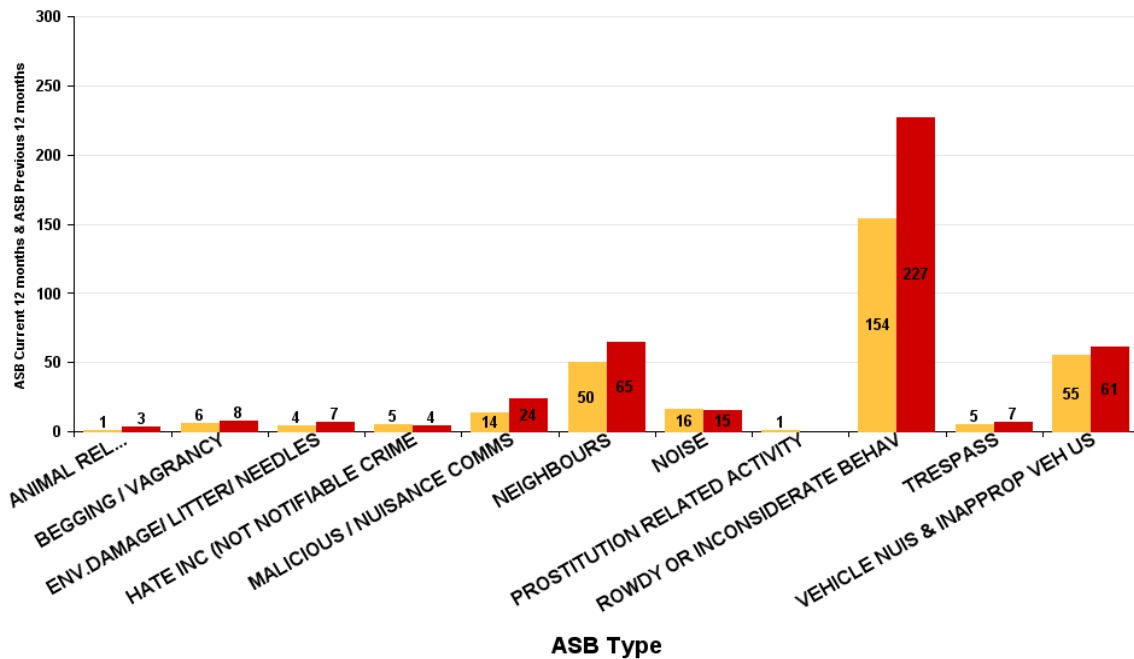
Kettering

All Saints

ASB Type	Current 12 Months 2019-01 2019-12	Previous 12 Months 2018-01 2018-12	+/- Crime	% Change
ANIMAL RELATED INC ANTI-SOCIAL	1	3	-2	-66.67%
BEGGING / VAGRANCY	6	8	-2	-25.00%
ENV.DAMAGE/ LITTER/ NEEDLES	4	7	-3	-42.86%
HATE INC (NOT NOTIFIABLE CRIME	5	4	1	25.00%
MALICIOUS / NUISANCE COMMS	14	24	-10	-41.67%
NEIGHBOURS	50	65	-15	-23.08%
NOISE	16	15	1	6.67%
PROSTITUTION RELATED ACTIVITY	1		1	-100.00%
ROWDY OR INCONSIDERATE BEHAV	154	227	-73	-32.16%
TRESPASS	5	7	-2	-28.57%
VEHICLE NUIS & INAPPROP VEH US	55	61	-6	-9.84%
Sum:	311	421	-110	-26.13%

ASB

ASB Current 12 months ASB Previous 12 months

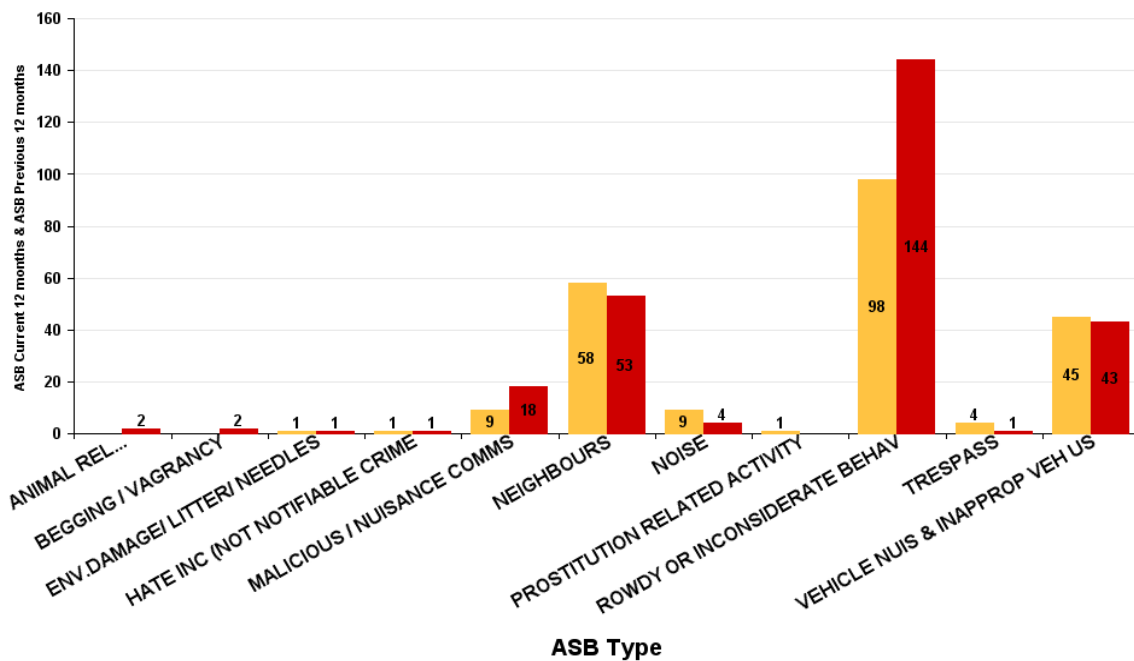


Avondale Grange

ASB Type	Current 12 Months 2019-01 2019-12	Previous 12 Months 2018-01 2018-12	+/- Crime	% Change
ANIMAL RELATED INC ANTI-SOCIAL		2	-2	-100.00%
BEGGING / VAGRANCY		2	-2	-100.00%
ENV.DAMAGE/ LITTER/ NEEDLES	1	1	0	0.00%
HATE INC (NOT NOTIFIABLE CRIME	1	1	0	0.00%
MALICIOUS / NUISANCE COMMS	9	18	-9	-50.00%
NEIGHBOURS	58	53	5	9.43%
NOISE	9	4	5	125.00%
PROSTITUTION RELATED ACTIVITY	1		1	-100.00%
ROWDY OR INCONSIDERATE BEHAV	98	144	-46	-31.94%
TRESPASS	4	1	3	300.00%
VEHICLE NUIS & INAPPROP VEH US	45	43	2	4.65%
Sum:	226	269	-43	-15.99%

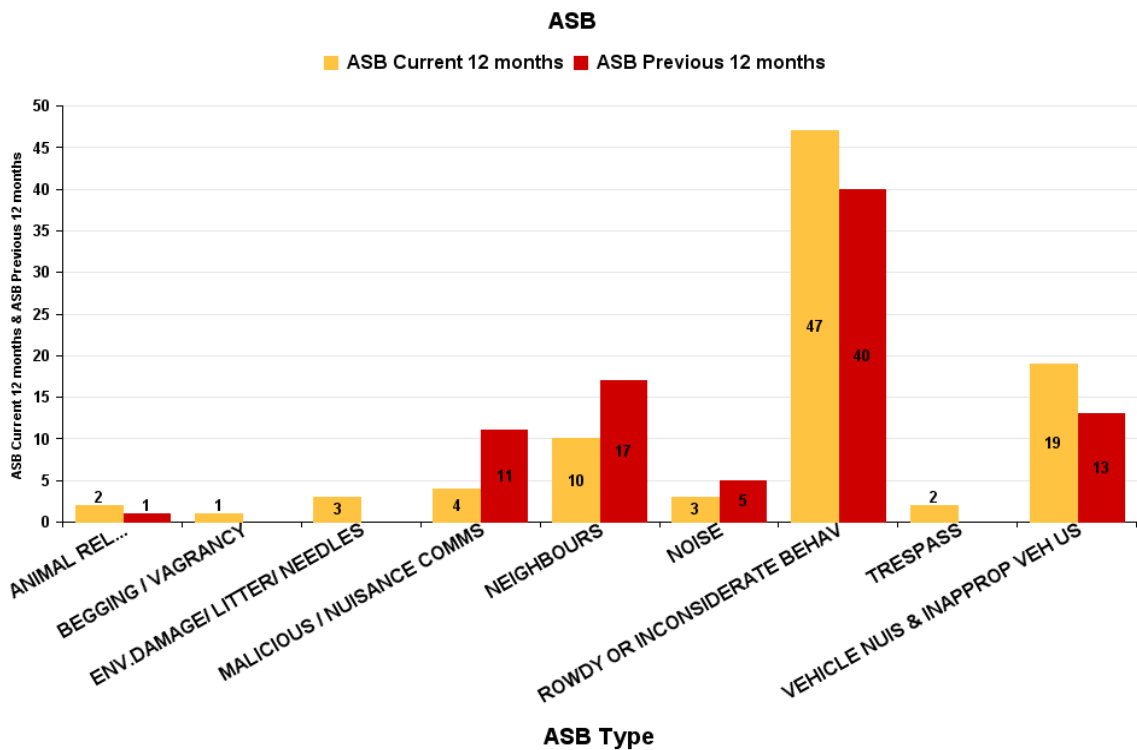
ASB

ASB Current 12 months ASB Previous 12 months



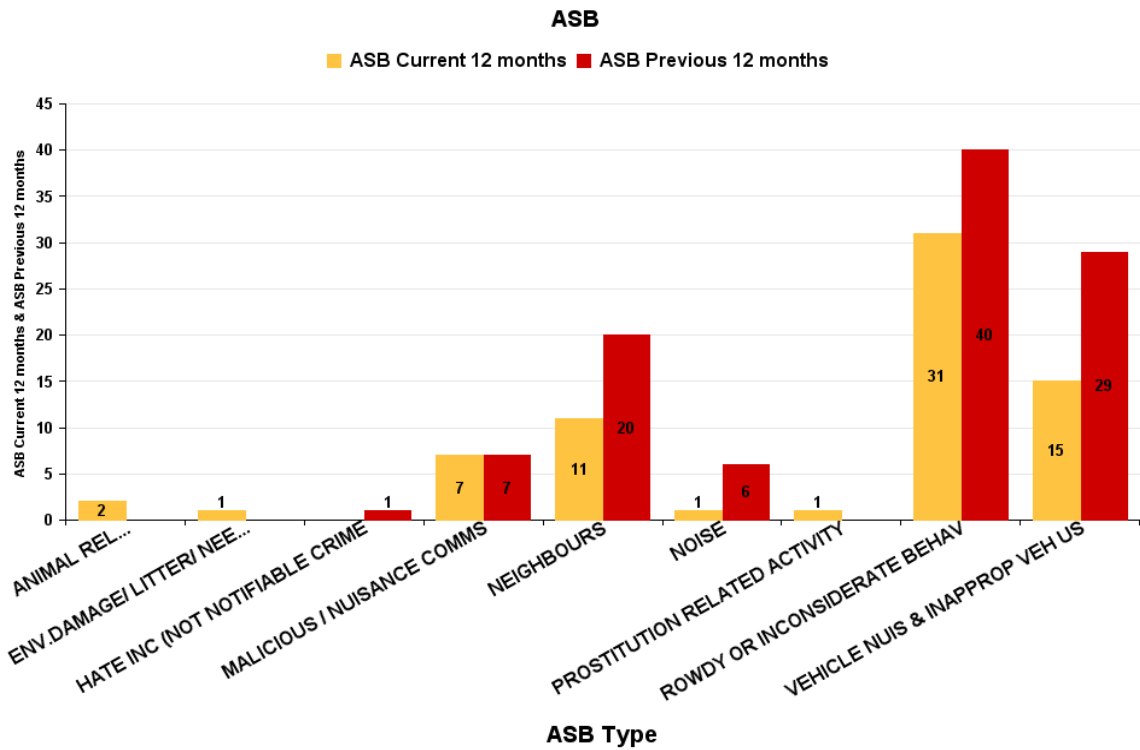
Brambleside

ASB Type	Current 12 Months 2019-01 2019-12	Previous 12 Months 2018-01 2018-12	+/- Crime	% Change
ANIMAL RELATED INC ANTI-SOCIAL	2	1	1	100.00%
BEGGING / VAGRANCY	1		1	-100.00%
ENV.DAMAGE/ LITTER/ NEEDLES	3		3	-100.00%
MALICIOUS / NUISANCE COMMS	4	11	-7	-63.64%
NEIGHBOURS	10	17	-7	-41.18%
NOISE	3	5	-2	-40.00%
ROWDY OR INCONSIDERATE BEHAV	47	40	7	17.50%
TRESPASS	2		2	-100.00%
VEHICLE NUIS & INAPPROP VEH US	19	13	6	46.15%
Sum:	91	87	4	4.60%



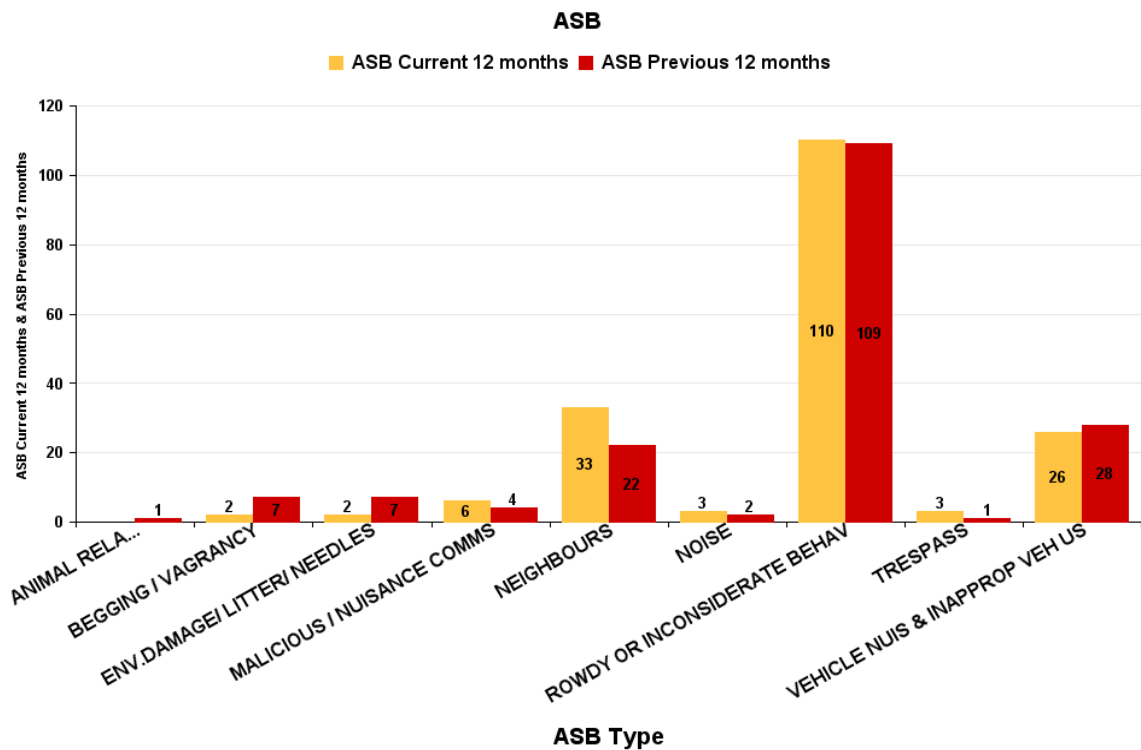
Ise Lodge

ASB Type	Current 12 Months 2019-01 2019-12	Previous 12 Months 2018-01 2018-12	+/- Crime	% Change
ANIMAL RELATED INC ANTI-SOCIAL	2		2	-100.00%
ENV.DAMAGE/ LITTER/ NEEDLES	1		1	-100.00%
HATE INC (NOT NOTIFIABLE CRIME		1	-1	-100.00%
MALICIOUS / NUISANCE COMMS	7	7	0	0.00%
NEIGHBOURS	11	20	-9	-45.00%
NOISE	1	6	-5	-83.33%
PROSTITUTION RELATED ACTIVITY	1		1	-100.00%
ROWDY OR INCONSIDERATE BEHAV	31	40	-9	-22.50%
VEHICLE NUIS & INAPPROP VEH US	15	29	-14	-48.28%
Sum:	69	103	-34	-33.01%



Northfield

ASB Type	Current 12 Months 2019-01 2019-12	Previous 12 Months 2018-01 2018-12	+/- Crime	% Change
ANIMAL RELATED INC ANTI-SOCIAL		1	-1	-100.00%
BEGGING / VAGRANCY	2	7	-5	-71.43%
ENV.DAMAGE/ LITTER/ NEEDLES	2	7	-5	-71.43%
MALICIOUS / NUISANCE COMMS	6	4	2	50.00%
NEIGHBOURS	33	22	11	50.00%
NOISE	3	2	1	50.00%
ROWDY OR INCONSIDERATE BEHAV	110	109	1	0.92%
TRESPASS	3	1	2	200.00%
VEHICLE NUIS & INAPPROP VEH US	26	28	-2	-7.14%
Sum:	185	181	4	2.21%

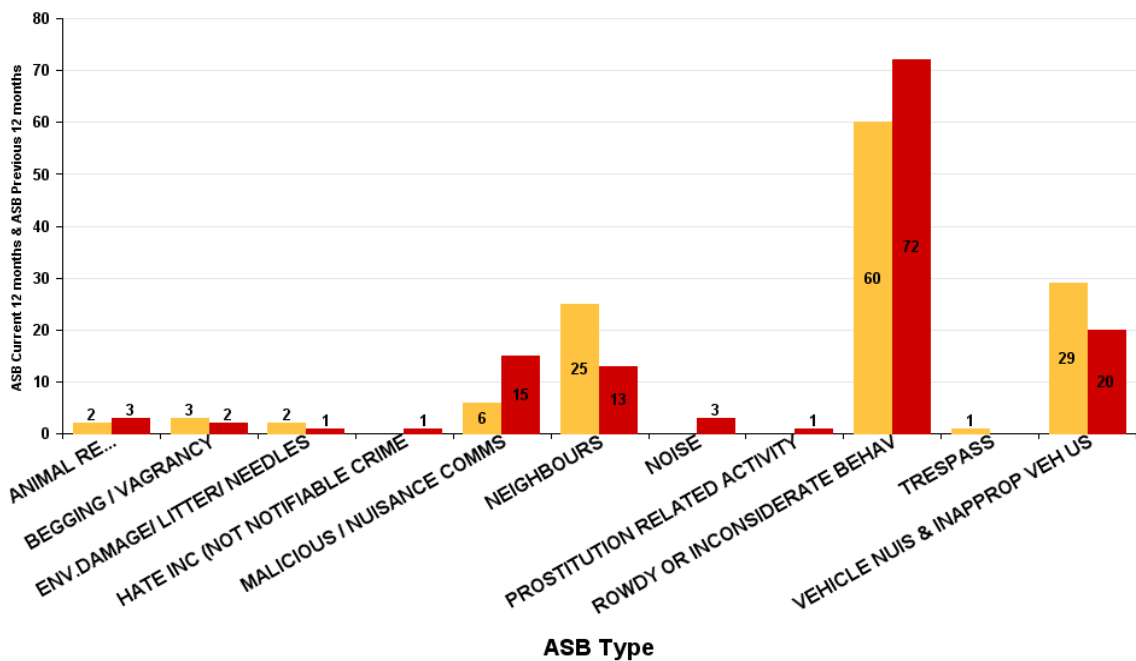


Pipers Hill

ASB Type	Current 12 Months 2019-01 2019-12	Previous 12 Months 2018-01 2018-12	+/- Crime	% Change
ANIMAL RELATED INC ANTI-SOCIAL	2	3	-1	-33.33%
BEGGING / VAGRANCY	3	2	1	50.00%
ENV.DAMAGE/ LITTER/ NEEDLES	2	1	1	100.00%
HATE INC (NOT NOTIFIABLE CRIME		1	-1	-100.00%
MALICIOUS / NUISANCE COMMS	6	15	-9	-60.00%
NEIGHBOURS	25	13	12	92.31%
NOISE		3	-3	-100.00%
PROSTITUTION RELATED ACTIVITY		1	-1	-100.00%
ROWDY OR INCONSIDERATE BEHAV	60	72	-12	-16.67%
TRESPASS	1		1	-100.00%
VEHICLE NUIS & INAPPROP VEH US	29	20	9	45.00%
Sum:	128	131	-3	-2.29%

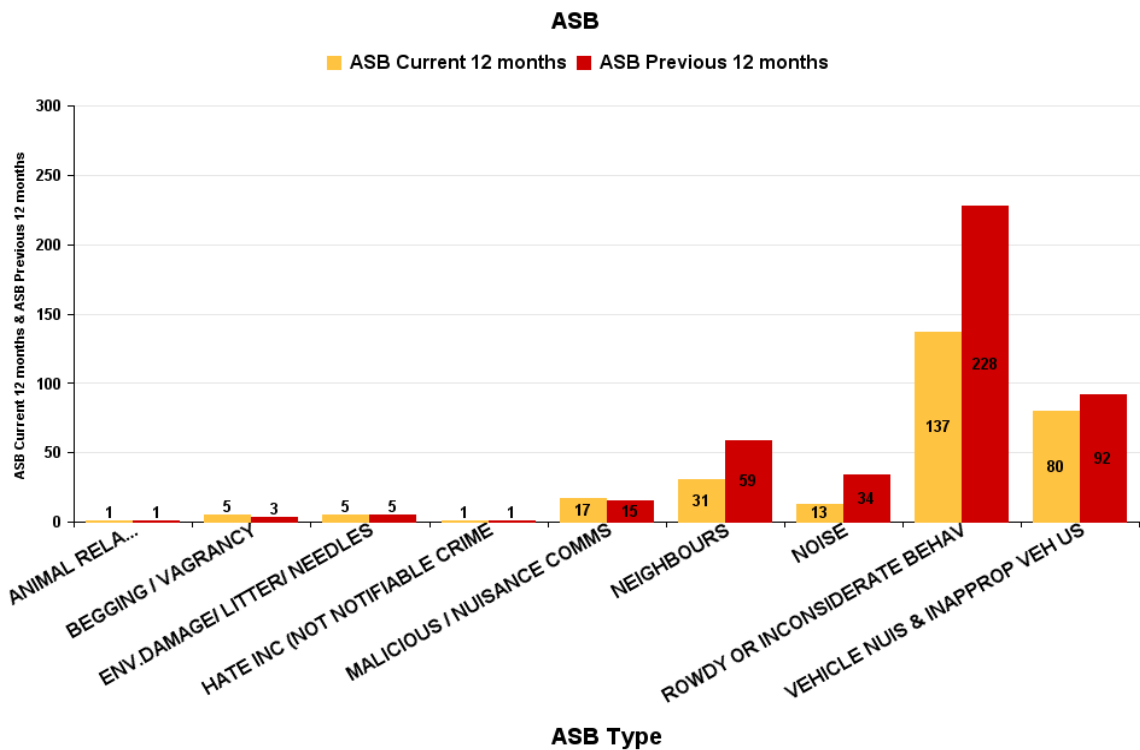
ASB

■ ASB Current 12 months ■ ASB Previous 12 months

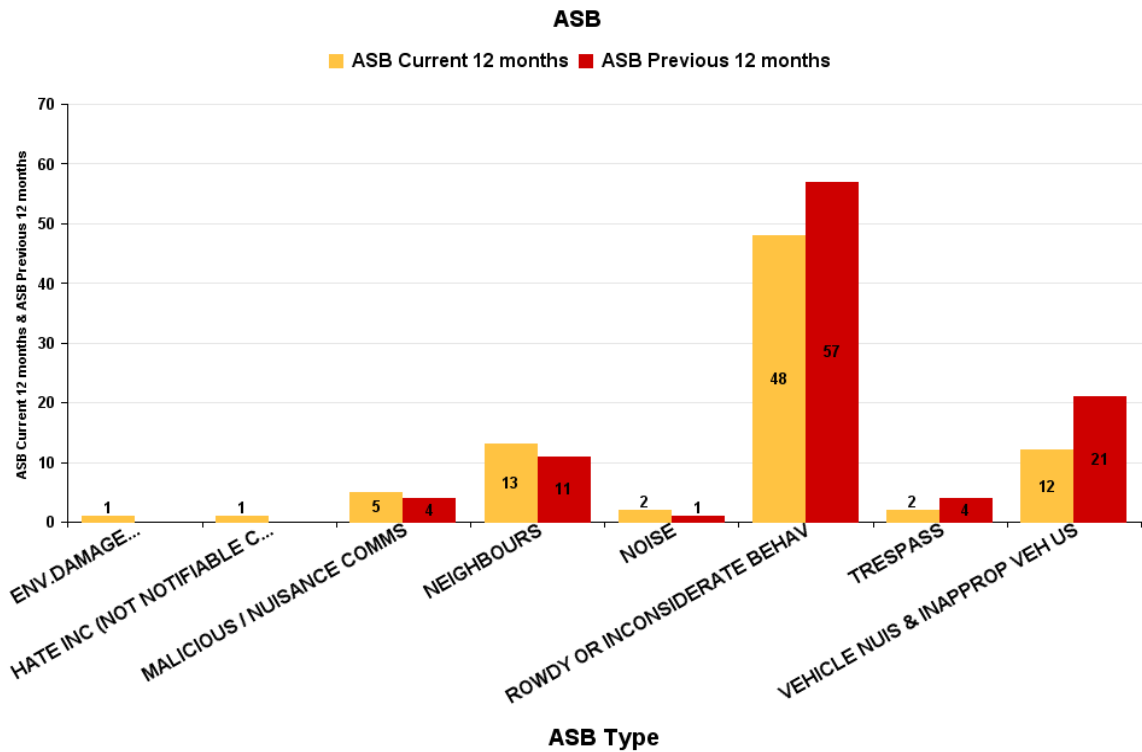


St Michaels and Wicksteed

ASB Type	Current 12 Months 2019-01 2019-12	Previous 12 Months 2018-01 2018-12	+/- Crime	% Change
ANIMAL RELATED INC ANTI-SOCIAL	1	1	0	0.00%
BEGGING / VAGRANCY	5	3	2	66.67%
ENV.DAMAGE/ LITTER/ NEEDLES	5	5	0	0.00%
HATE INC (NOT NOTIFIABLE CRIME	1	1	0	0.00%
MALICIOUS / NUISANCE COMMS	17	15	2	13.33%
NEIGHBOURS	31	59	-28	-47.46%
NOISE	13	34	-21	-61.76%
ROWDY OR INCONSIDERATE BEHAV	137	228	-91	-39.91%
VEHICLE NUIS & INAPPROP VEH US	80	92	-12	-13.04%
Sum:	290	438	-148	-33.79%



ASB Type	Current 12 Months 2019-01 2019-12	Previous 12 Months 2018-01 2018-12	+/- Crime	% Change
ENV.DAMAGE/ LITTER/ NEEDLES	1		1	-100.00%
HATE INC (NOT NOTIFIABLE CRIME	1		1	-100.00%
MALICIOUS / NUISANCE COMMS	5	4	1	25.00%
NEIGHBOURS	13	11	2	18.18%
NOISE	2	1	1	100.00%
ROWDY OR INCONSIDERATE BEHAV	48	57	-9	-15.79%
TRESPASS	2	4	-2	-50.00%
VEHICLE NUIS & INAPPROP VEH US	12	21	-9	-42.86%
Sum:	84	98	-14	-14.29%



William Knibb

ASB Type	Current 12 Months 2019-01 2019-12	Previous 12 Months 2018-01 2018-12	+/- Crime	% Change
ANIMAL RELATED INC ANTI-SOCIAL	1	1	0	0.00%
BEGGING / VAGRANCY	23	28	-5	-17.86%
ENV.DAMAGE/ LITTER/ NEEDLES	6	13	-7	-53.85%
HATE INC (NOT NOTIFIABLE CRIME	2	9	-7	-77.78%
MALICIOUS / NUISANCE COMMS	12	21	-9	-42.86%
NEIGHBOURS	47	41	6	14.63%
NOISE	14	19	-5	-26.32%
PROSTITUTION RELATED ACTIVITY	1	1	0	0.00%
ROWDY OR INCONSIDERATE BEHAV	313	396	-83	-20.96%
TRESPASS	10	5	5	100.00%
VEHICLE NUIS & INAPPROP VEH US	25	39	-14	-35.90%
Sum:	454	573	-119	-20.77%

ASB

■ ASB Current 12 months ■ ASB Previous 12 months

