

ASB Reports by CSP Sector and Ward

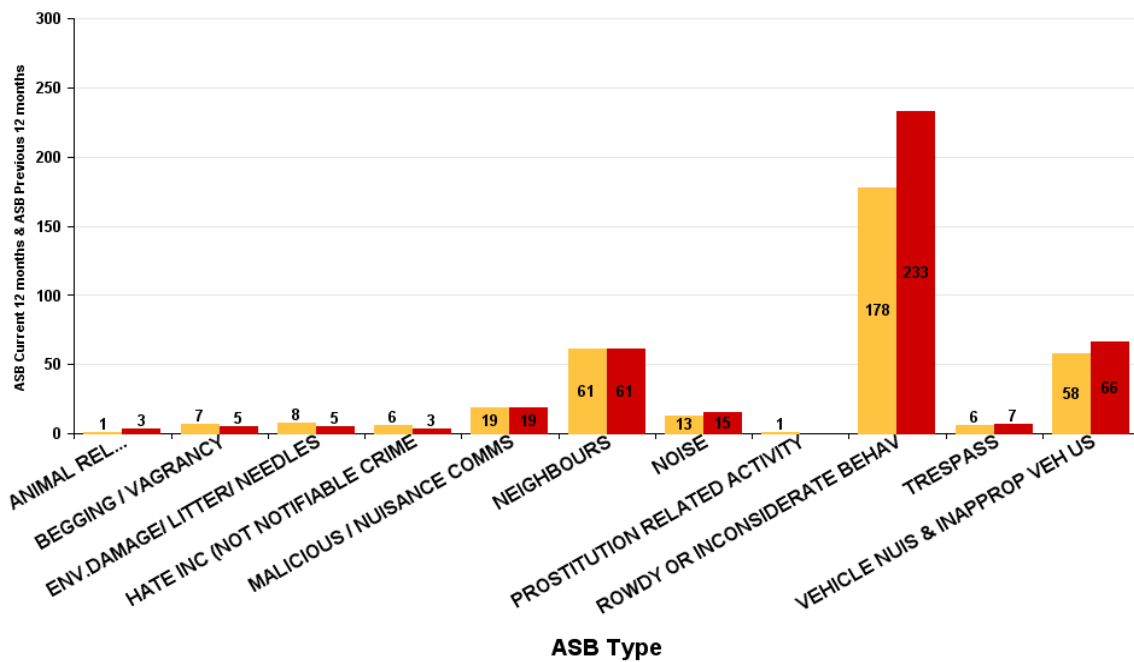
Kettering Town ASB

All Saints

ASB Type	Current 12 Months 2018-09 2019-08	Previous 12 Months 2017-09 2018-08	+/- Crime	% Change
ANIMAL RELATED INC ANTI-SOCIAL	1	3	-2	-66.67%
BEGGING / VAGRANCY	7	5	2	40.00%
ENV.DAMAGE/ LITTER/ NEEDLES	8	5	3	60.00%
HATE INC (NOT NOTIFIABLE CRIME	6	3	3	100.00%
MALICIOUS / NUISANCE COMMS	19	19	0	0.00%
NEIGHBOURS	61	61	0	0.00%
NOISE	13	15	-2	-13.33%
PROSTITUTION RELATED ACTIVITY	1		1	-100.00%
ROWDY OR INCONSIDERATE BEHAV	178	233	-55	-23.61%
TRESPASS	6	7	-1	-14.29%
VEHICLE NUIS & INAPPROP VEH US	58	66	-8	-12.12%
Sum:	358	417	-59	-14.15%

ASB

ASB Current 12 months ASB Previous 12 months

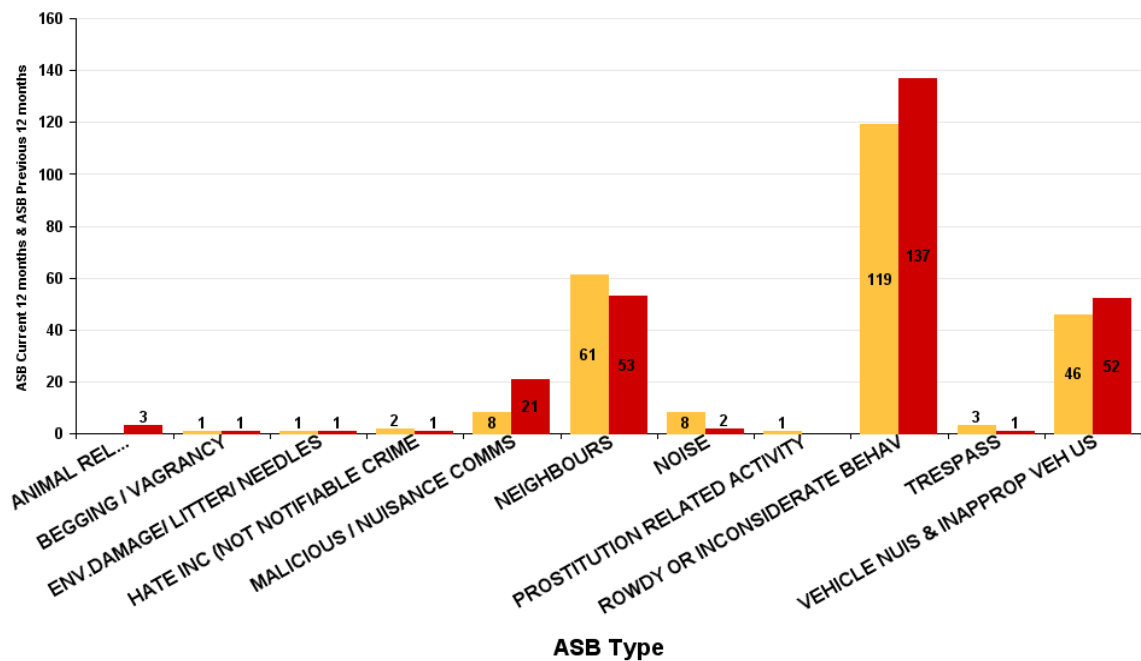


Avondale Grange

ASB Type	Current 12 Months 2018-09 2019-08	Previous 12 Months 2017-09 2018-08	+/- Crime	% Change
ANIMAL RELATED INC ANTI-SOCIAL		3	-3	-100.00%
BEGGING / VAGRANCY	1	1	0	0.00%
ENV.DAMAGE/ LITTER/ NEEDLES	1	1	0	0.00%
HATE INC (NOT NOTIFIABLE CRIME	2	1	1	100.00%
MALICIOUS / NUISANCE COMMS	8	21	-13	-61.90%
NEIGHBOURS	61	53	8	15.09%
NOISE	8	2	6	300.00%
PROSTITUTION RELATED ACTIVITY	1		1	-100.00%
ROWDY OR INCONSIDERATE BEHAV	119	137	-18	-13.14%
TRESPASS	3	1	2	200.00%
VEHICLE NUIS & INAPPROP VEH US	46	52	-6	-11.54%
Sum:	250	272	-22	-8.09%

ASB

ASB Current 12 months ASB Previous 12 months

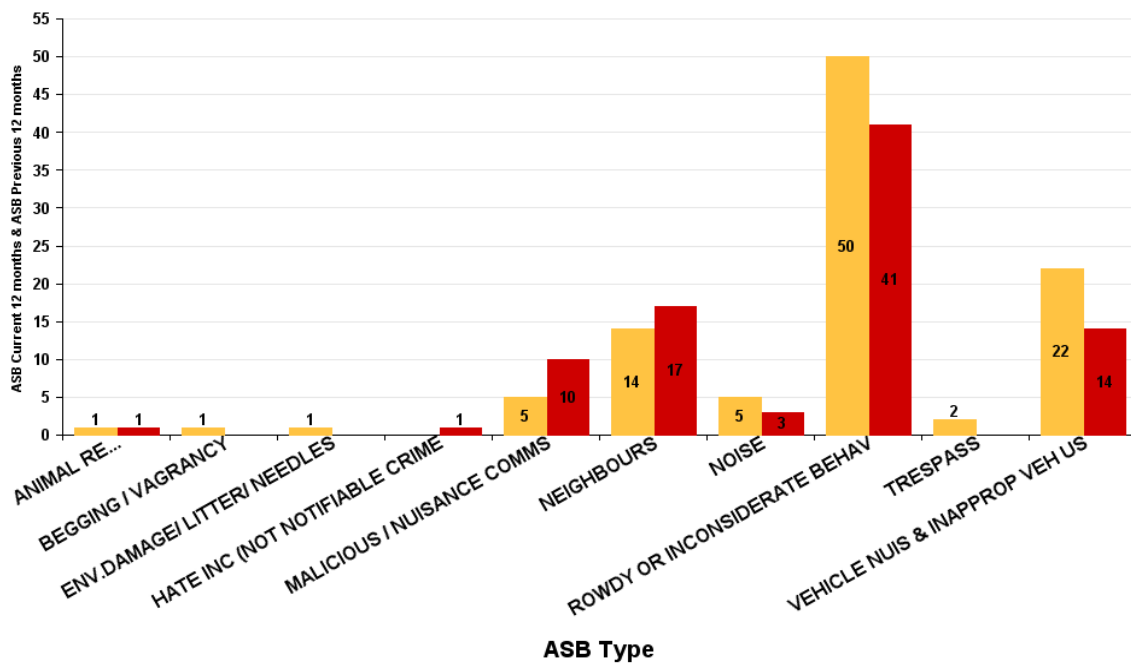


Brambleside

ASB Type	Current 12 Months 2018-09 2019-08	Previous 12 Months 2017-09 2018-08	+/- Crime	% Change
ANIMAL RELATED INC ANTI-SOCIAL	1	1	0	0.00%
BEGGING / VAGRANCY	1		1	-100.00%
ENV.DAMAGE/ LITTER/ NEEDLES	1		1	-100.00%
HATE INC (NOT NOTIFIABLE CRIME		1	-1	-100.00%
MALICIOUS / NUISANCE COMMS	5	10	-5	-50.00%
NEIGHBOURS	14	17	-3	-17.65%
NOISE	5	3	2	66.67%
ROWDY OR INCONSIDERATE BEHAV	50	41	9	21.95%
TRESPASS	2		2	-100.00%
VEHICLE NUIS & INAPPROP VEH US	22	14	8	57.14%
Sum:	101	87	14	16.09%

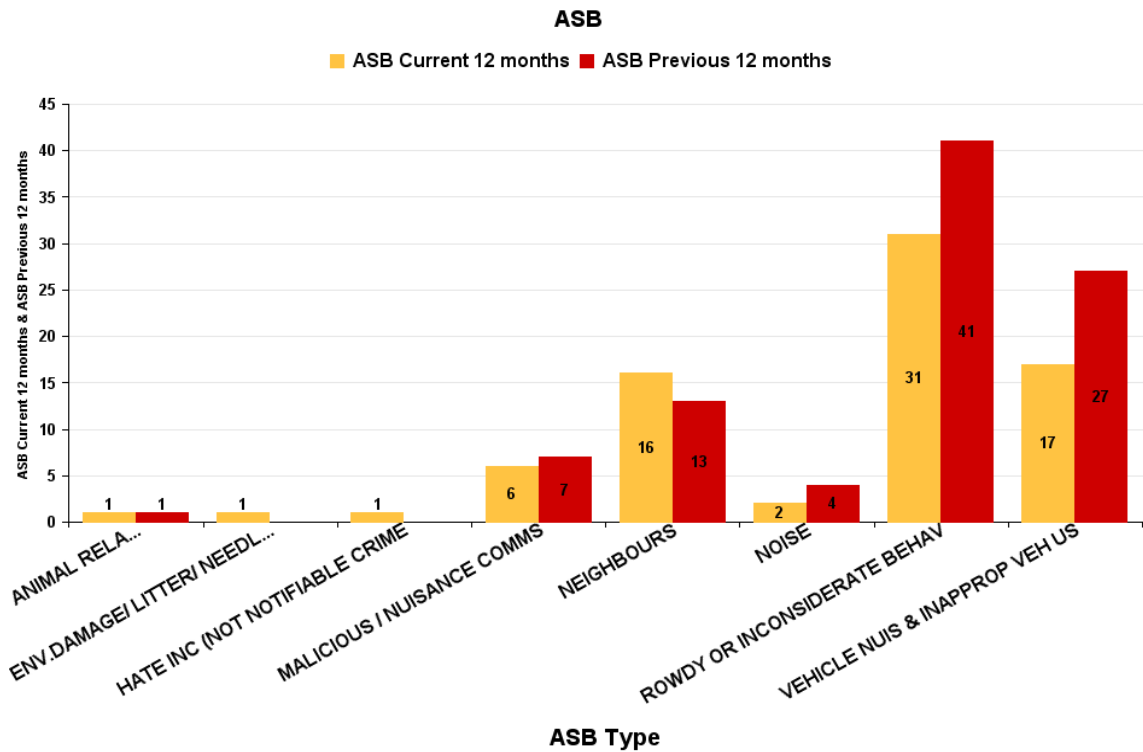
ASB

■ ASB Current 12 months ■ ASB Previous 12 months



Ise Lodge

ASB Type	Current 12 Months 2018-09 2019-08	Previous 12 Months 2017-09 2018-08	+/- Crime	% Change
ANIMAL RELATED INC ANTI-SOCIAL	1	1	0	0.00%
ENV.DAMAGE/ LITTER/ NEEDLES	1		1	-100.00%
HATE INC (NOT NOTIFIABLE CRIME	1		1	-100.00%
MALICIOUS / NUISANCE COMMS	6	7	-1	-14.29%
NEIGHBOURS	16	13	3	23.08%
NOISE	2	4	-2	-50.00%
ROWDY OR INCONSIDERATE BEHAV	31	41	-10	-24.39%
VEHICLE NUIS & INAPPROP VEH US	17	27	-10	-37.04%
Sum:	75	93	-18	-19.35%

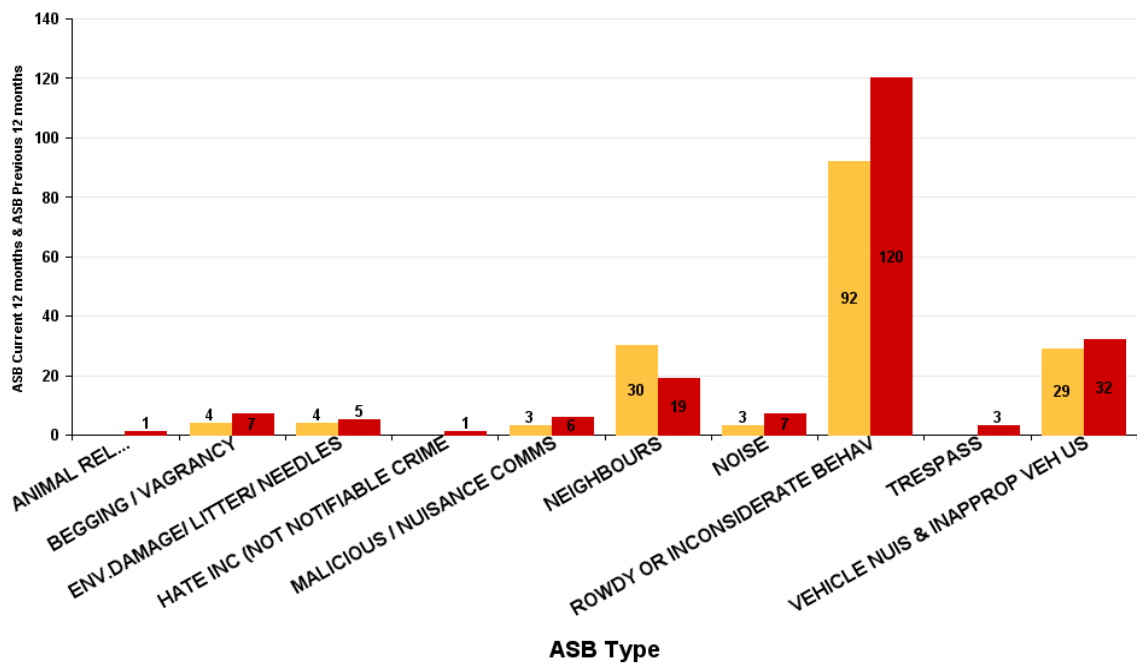


Northfield

ASB Type	Current 12 Months 2018-09 2019-08	Previous 12 Months 2017-09 2018-08	+/- Crime	% Change
ANIMAL RELATED INC ANTI-SOCIAL		1	-1	-100.00%
BEGGING / VAGRANCY	4	7	-3	-42.86%
ENV.DAMAGE/ LITTER/ NEEDLES	4	5	-1	-20.00%
HATE INC (NOT NOTIFIABLE CRIME		1	-1	-100.00%
MALICIOUS / NUISANCE COMMS	3	6	-3	-50.00%
NEIGHBOURS	30	19	11	57.89%
NOISE	3	7	-4	-57.14%
ROWDY OR INCONSIDERATE BEHAV	92	120	-28	-23.33%
TRESPASS		3	-3	-100.00%
VEHICLE NUIS & INAPPROP VEH US	29	32	-3	-9.38%
Sum:	165	201	-36	-17.91%

ASB

■ ASB Current 12 months ■ ASB Previous 12 months

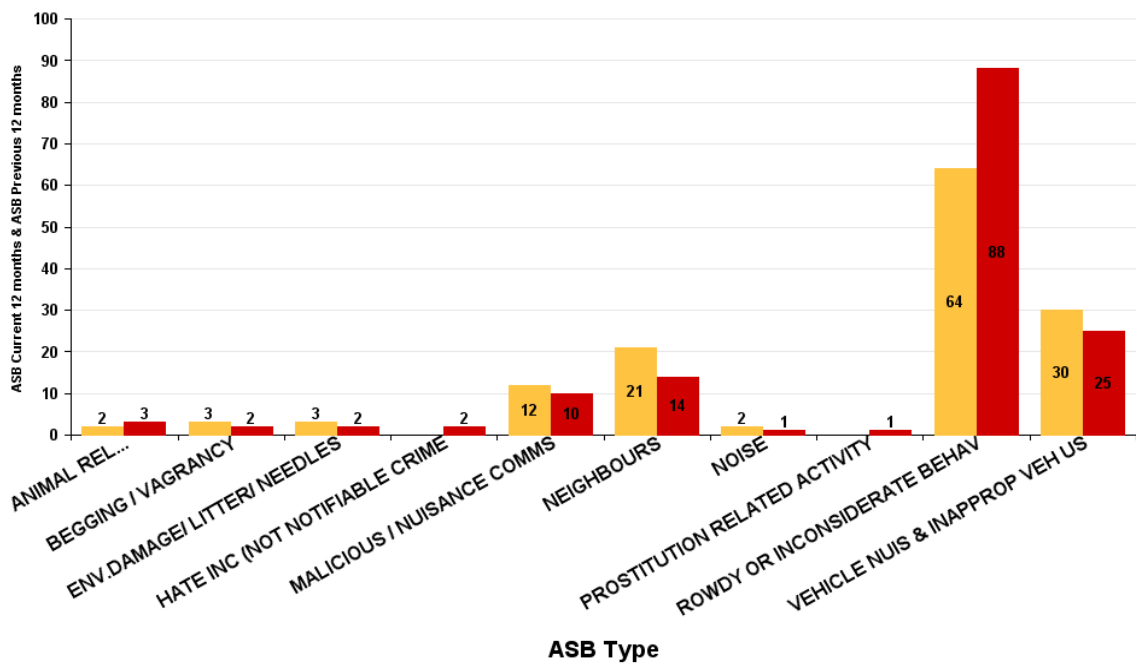


Pipers Hill

ASB Type	Current 12 Months 2018-09 2019-08	Previous 12 Months 2017-09 2018-08	+/- Crime	% Change
ANIMAL RELATED INC ANTI-SOCIAL	2	3	-1	-33.33%
BEGGING / VAGRANCY	3	2	1	50.00%
ENV.DAMAGE/ LITTER/ NEEDLES	3	2	1	50.00%
HATE INC (NOT NOTIFIABLE CRIME		2	-2	-100.00%
MALICIOUS / NUISANCE COMMS	12	10	2	20.00%
NEIGHBOURS	21	14	7	50.00%
NOISE	2	1	1	100.00%
PROSTITUTION RELATED ACTIVITY		1	-1	-100.00%
ROWDY OR INCONSIDERATE BEHAV	64	88	-24	-27.27%
VEHICLE NUIS & INAPPROP VEH US	30	25	5	20.00%
Sum:	137	148	-11	-7.43%

ASB

ASB Current 12 months ASB Previous 12 months

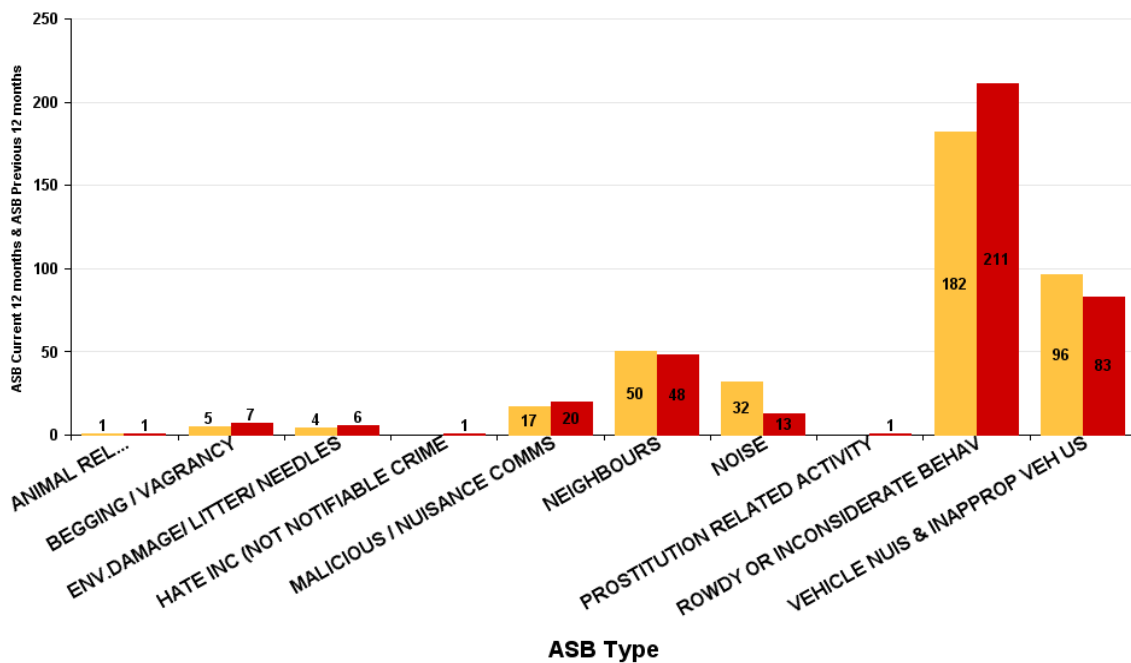


St Michaels and Wicksteed

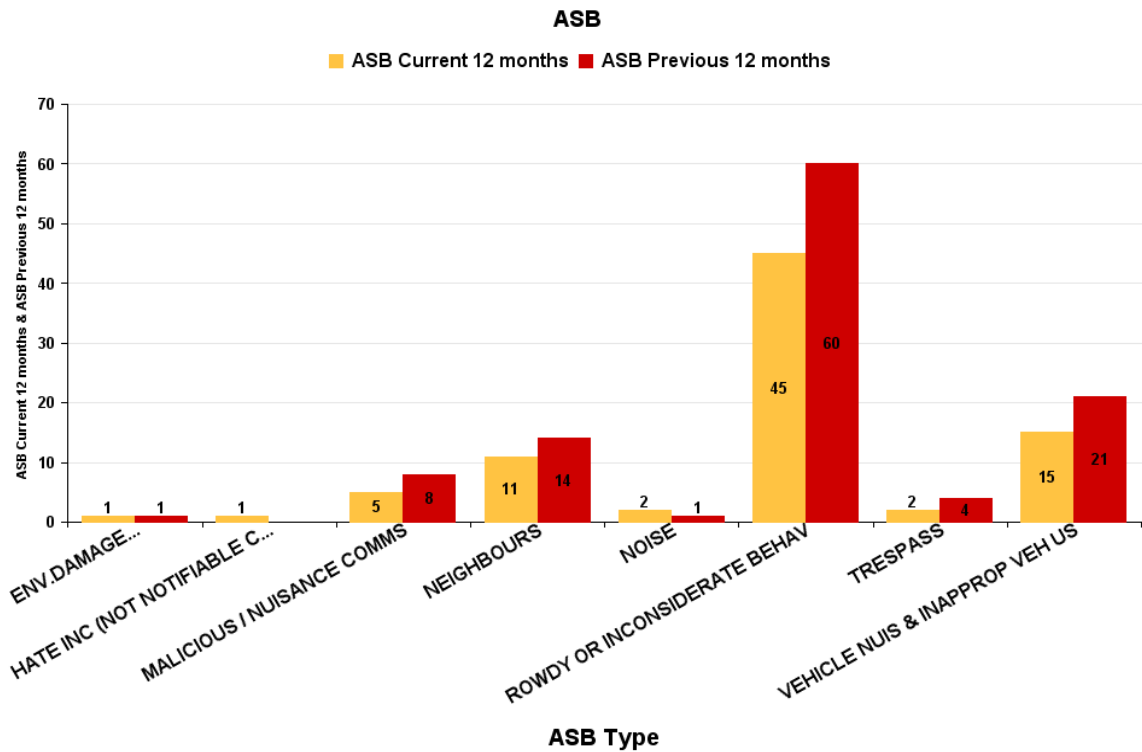
ASB Type	Current 12 Months 2018-09 2019-08	Previous 12 Months 2017-09 2018-08	+/- Crime	% Change
ANIMAL RELATED INC ANTI-SOCIAL	1	1	0	0.00%
BEGGING / VAGRANCY	5	7	-2	-28.57%
ENV.DAMAGE/ LITTER/ NEEDLES	4	6	-2	-33.33%
HATE INC (NOT NOTIFIABLE CRIME		1	-1	-100.00%
MALICIOUS / NUISANCE COMMS	17	20	-3	-15.00%
NEIGHBOURS	50	48	2	4.17%
NOISE	32	13	19	146.15%
PROSTITUTION RELATED ACTIVITY		1	-1	-100.00%
ROWDY OR INCONSIDERATE BEHAV	182	211	-29	-13.74%
VEHICLE NUIS & INAPPROP VEH US	96	83	13	15.66%
Sum:	387	391	-4	-1.02%

ASB

■ ASB Current 12 months ■ ASB Previous 12 months



ASB Type	Current 12 Months 2018-09 2019-08	Previous 12 Months 2017-09 2018-08	+/- Crime	% Change
ENV.DAMAGE/ LITTER/ NEEDLES	1	1	0	0.00%
HATE INC (NOT NOTIFIABLE CRIME	1		1	-100.00%
MALICIOUS / NUISANCE COMMS	5	8	-3	-37.50%
NEIGHBOURS	11	14	-3	-21.43%
NOISE	2	1	1	100.00%
ROWDY OR INCONSIDERATE BEHAV	45	60	-15	-25.00%
TRESPASS	2	4	-2	-50.00%
VEHICLE NUIS & INAPPROP VEH US	15	21	-6	-28.57%
Sum:	82	109	-27	-24.77%



William Knibb

ASB Type	Current 12 Months 2018-09 2019-08	Previous 12 Months 2017-09 2018-08	+/- Crime	% Change
ANIMAL RELATED INC ANTI-SOCIAL	1	1	0	0.00%
BEGGING / VAGRANCY	25	27	-2	-7.41%
ENV.DAMAGE/ LITTER/ NEEDLES	4	15	-11	-73.33%
HATE INC (NOT NOTIFIABLE CRIME	4	9	-5	-55.56%
MALICIOUS / NUISANCE COMMS	14	18	-4	-22.22%
NEIGHBOURS	44	43	1	2.33%
NOISE	19	17	2	11.76%
PROSTITUTION RELATED ACTIVITY	1		1	-100.00%
ROWDY OR INCONSIDERATE BEHAV	345	403	-58	-14.39%
TRESPASS	7	3	4	133.33%
VEHICLE NUIS & INAPPROP VEH US	25	49	-24	-48.98%
Sum:	489	585	-96	-16.41%

ASB

ASB Current 12 months ASB Previous 12 months

