

# Kettering A6 Towns

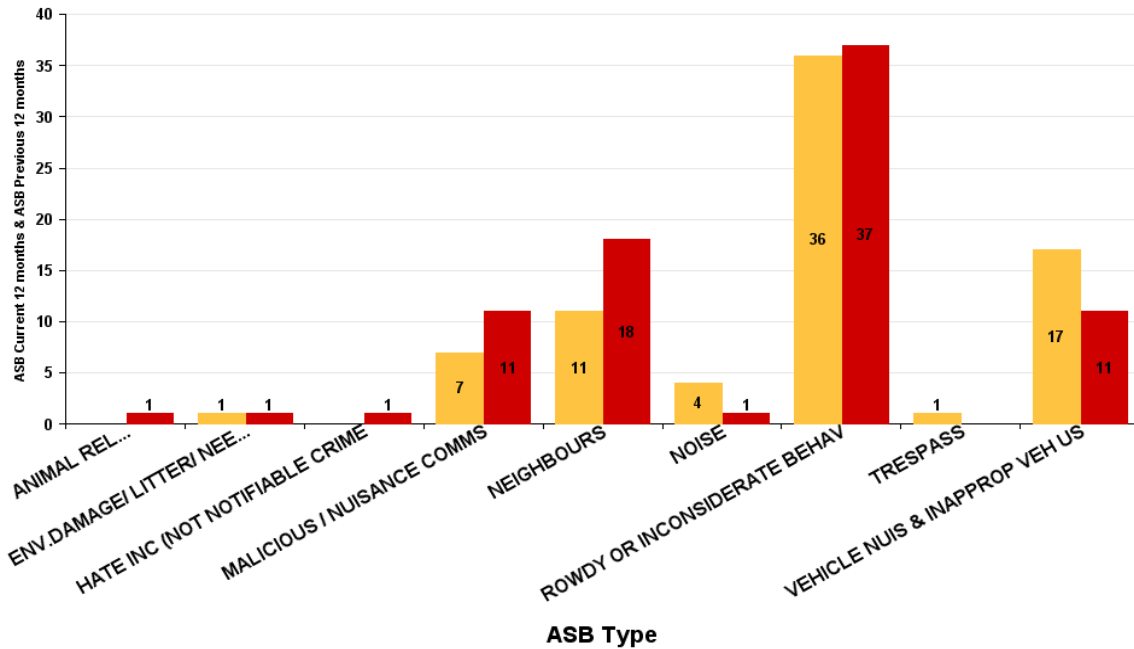
## ASB Reports by CSP Sector and Ward

### Barton

ASB Type	Current 12 mths	Previous 12 mths	+/- Crime	% Change
ANIMAL RELATED INC ANTI-SOCIAL		1	-1	-100.00%
ENV.DAMAGE/ LITTER/ NEEDLES	1	1	0	0.00%
HATE INC (NOT NOTIFIABLE CRIME		1	-1	-100.00%
MALICIOUS / NUISANCE COMMS	7	11	-4	-36.36%
NEIGHBOURS	11	18	-7	-38.89%
NOISE	4	1	3	300.00%
ROWDY OR INCONSIDERATE BEHAV	36	37	-1	-2.70%
TRESPASS	1		1	-100.00%
VEHICLE NUIS & INAPPROP VEH US	17	11	6	54.55%
<b>Sum:</b>	<b>77</b>	<b>81</b>	<b>-4</b>	<b>-4.94%</b>

### ASB

■ ASB Current 12 months 
 ■ ASB Previous 12 months

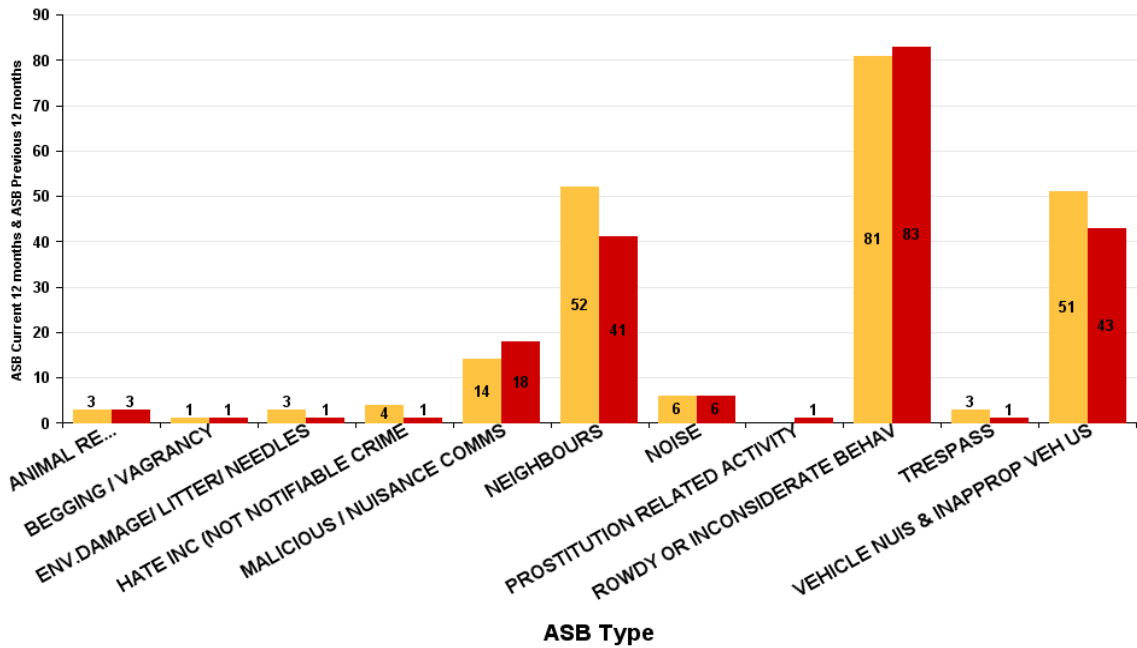


**Burton Latimer**

ASB Type	Current 12 mths	Previous 12 mths	+/- Crime	% Change
ANIMAL RELATED INC ANTI-SOCIAL	3	3	0	0.00%
BEGGING / VAGRANCY	1	1	0	0.00%
ENV.DAMAGE/ LITTER/ NEEDLES	3	1	2	200.00%
HATE INC (NOT NOTIFIABLE CRIME	4	1	3	300.00%
MALICIOUS / NUISANCE COMMS	14	18	-4	-22.22%
NEIGHBOURS	52	41	11	26.83%
NOISE	6	6	0	0.00%
PROSTITUTION RELATED ACTIVITY		1	-1	-100.00%
ROWDY OR INCONSIDERATE BEHAV	81	83	-2	-2.41%
TRESPASS	3	1	2	200.00%
VEHICLE NUIS & INAPPROP VEH US	51	43	8	18.60%
<b>Sum:</b>	<b>218</b>	<b>199</b>	<b>19</b>	<b>9.55%</b>

**ASB**

ASB Current 12 months ASB Previous 12 months

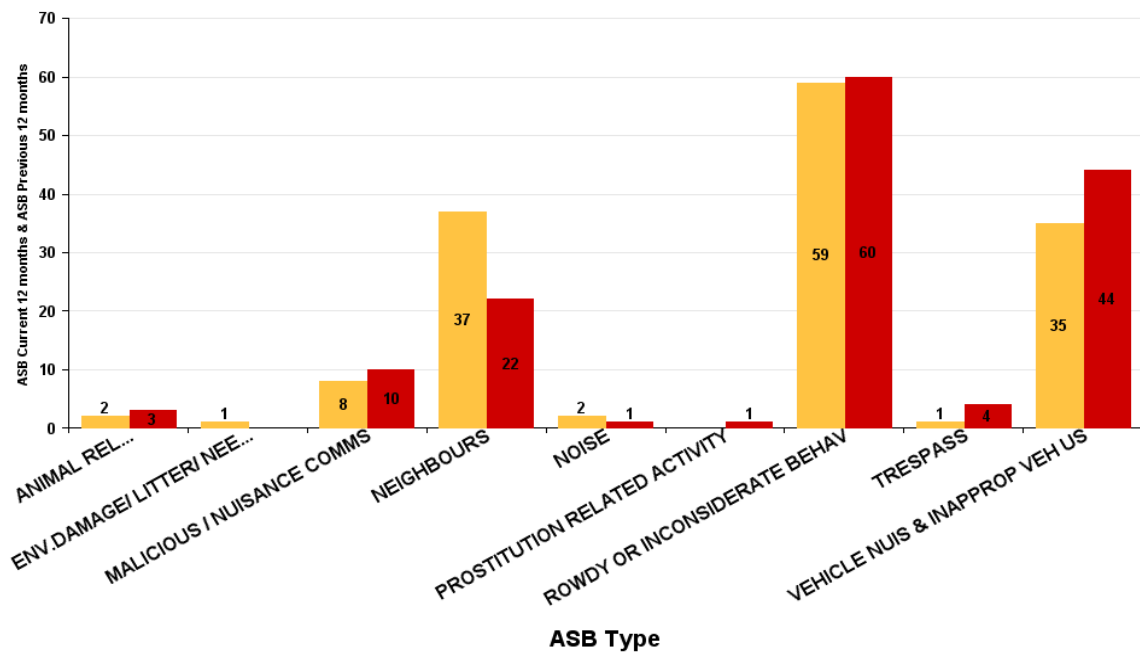


## Desborough Loatland

ASB Type	Current 12 mths	Previous 12 mths	+/- Crime	% Change
ANIMAL RELATED INC ANTI-SOCIAL	2	3	-1	-33.33%
ENV.DAMAGE/ LITTER/ NEEDLES	1		1	-100.00%
MALICIOUS / NUISANCE COMMS	8	10	-2	-20.00%
NEIGHBOURS	37	22	15	68.18%
NOISE	2	1	1	100.00%
PROSTITUTION RELATED ACTIVITY		1	-1	-100.00%
ROWDY OR INCONSIDERATE BEHAV	59	60	-1	-1.67%
TRESPASS	1	4	-3	-75.00%
VEHICLE NUIS & INAPPROP VEH US	35	44	-9	-20.45%
<b>Sum:</b>	<b>145</b>	<b>145</b>	<b>0</b>	<b>0.00%</b>

### ASB

■ ASB Current 12 months ■ ASB Previous 12 months

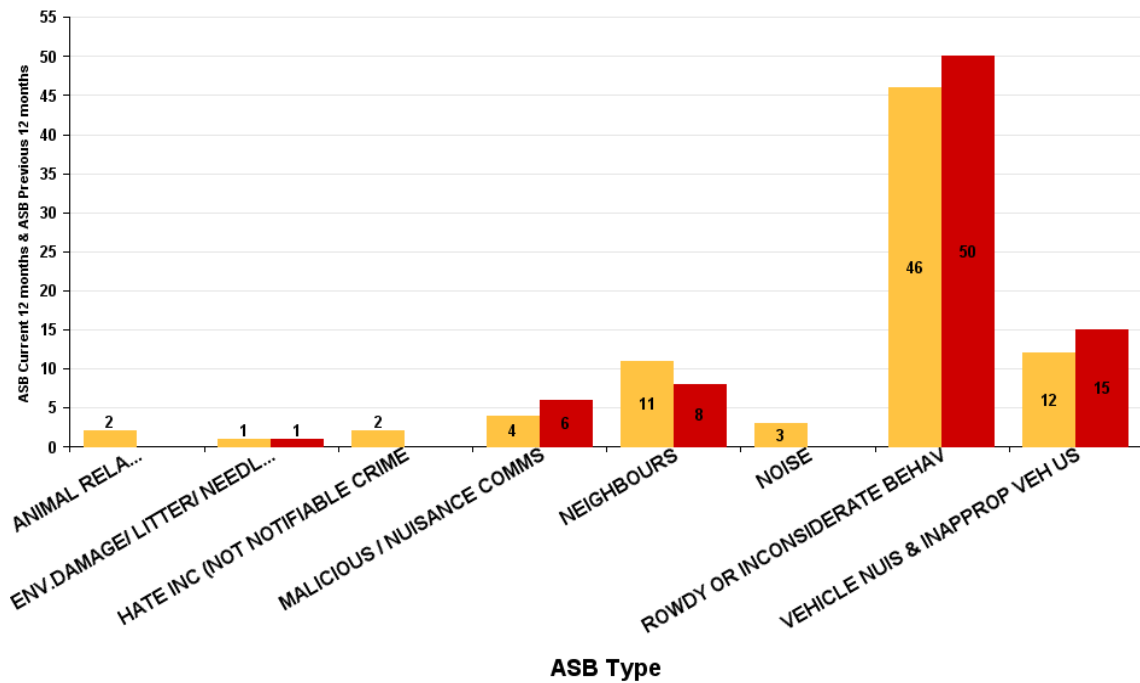


## Desborough St Giles

ASB Type	Current 12 mths	Previous 12 mths	+/- Crime	% Change
ANIMAL RELATED INC ANTI-SOCIAL	2		2	-100.00%
ENV.DAMAGE/ LITTER/ NEEDLES	1	1	0	0.00%
HATE INC (NOT NOTIFIABLE CRIME	2		2	-100.00%
MALICIOUS / NUISANCE COMMS	4	6	-2	-33.33%
NEIGHBOURS	11	8	3	37.50%
NOISE	3		3	-100.00%
ROWDY OR INCONSIDERATE BEHAV	46	50	-4	-8.00%
VEHICLE NUIS & INAPPROP VEH US	12	15	-3	-20.00%
<b>Sum:</b>	<b>81</b>	<b>80</b>	<b>1</b>	<b>1.25%</b>

### ASB

■ ASB Current 12 months ■ ASB Previous 12 months



ASB Type	Current 12 mths	Previous 12 mths	+/- Crime	% Change
ANIMAL RELATED INC ANTI-SOCIAL		5	-5	-100.00%
BEGGING / VAGRANCY	1	1	0	0.00%
ENV.DAMAGE/ LITTER/ NEEDLES	1	6	-5	-83.33%
HATE INC (NOT NOTIFIABLE CRIME	1		1	-100.00%
MALICIOUS / NUISANCE COMMS	12	15	-3	-20.00%
NEIGHBOURS	32	31	1	3.23%
NOISE	6	4	2	50.00%
ROWDY OR INCONSIDERATE BEHAV	124	132	-8	-6.06%
TRESPASS	2		2	-100.00%
VEHICLE NUIS & INAPPROP VEH US	32	45	-13	-28.89%
<b>Sum:</b>	<b>211</b>	<b>239</b>	<b>-28</b>	<b>-11.72%</b>

**ASB**

■ ASB Current 12 months ■ ASB Previous 12 months

