

ASB Reports by CSP Sector and Ward

Ketterin

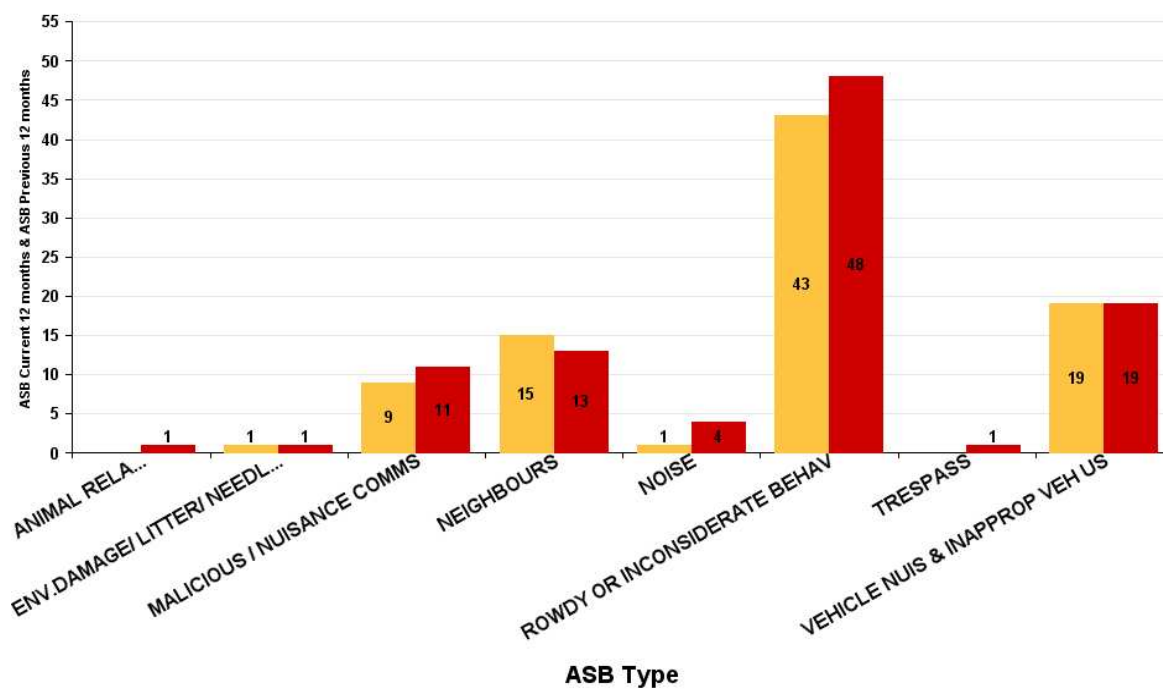
KETTERING

Barton

ASB Type	Current 12 Months 2016-08 2017-07	Previous 12 Months 2015-08 2016-07	+/- Crime	% Change
ANIMAL RELATED INC ANTI-SOCIAL		1	-1	-100.00%
ENV.DAMAGE/ LITTER/ NEEDLES	1	1	0	0.00%
MALICIOUS / NUISANCE COMMS	9	11	-2	-18.18%
NEIGHBOURS	15	13	2	15.38%
NOISE	1	4	-3	-75.00%
ROWDY OR INCONSIDERATE BEHAV	43	48	-5	-10.42%
TRESPASS		1	-1	-100.00%
VEHICLE NUIS & INAPPROP VEH US	19	19	0	0.00%
Sum:	88	98	-10	-10.20%

ASB

ASB Current 12 months ASB Previous 12 months

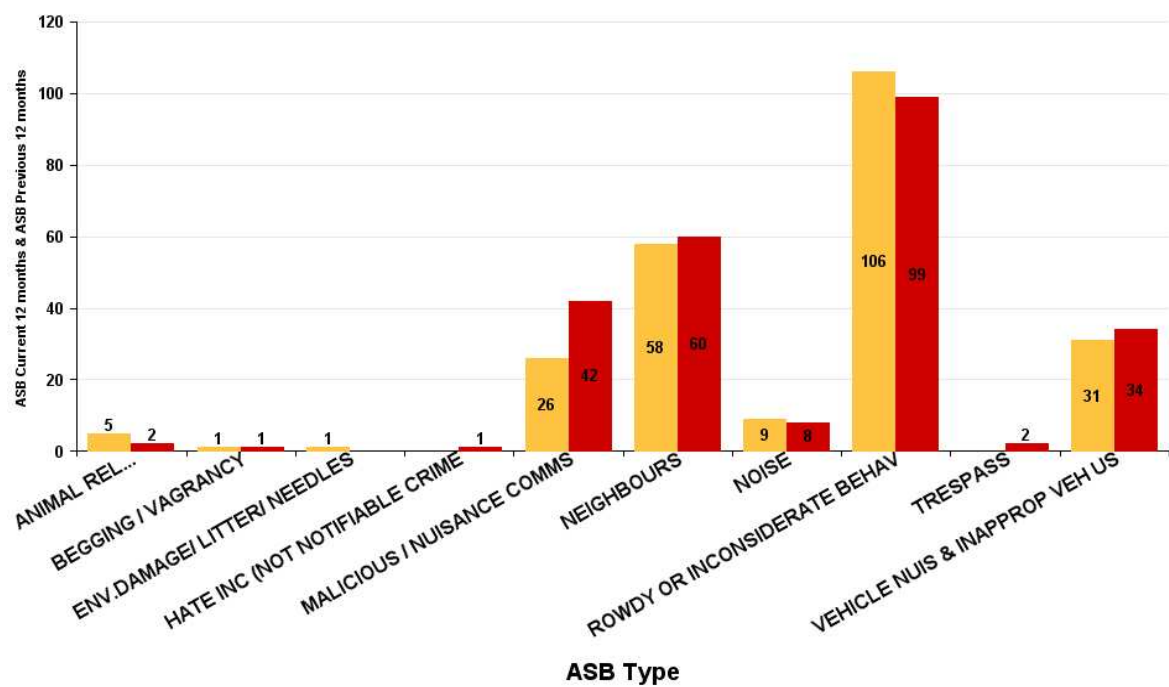


Burton Latimer

ASB Type	Current 12 Months 2016-08 2017-07	Previous 12 Months 2015-08 2016-07	+/- Crime	% Change
ANIMAL RELATED INC ANTI-SOCIAL	5	2	3	150.00%
BEGGING / VAGRANCY	1	1	0	0.00%
ENV.DAMAGE/ LITTER/ NEEDLES	1		1	-100.00%
HATE INC (NOT NOTIFIABLE CRIME)		1	-1	-100.00%
MALICIOUS / NUISANCE COMMS	26	42	-16	-38.10%
NEIGHBOURS	58	60	-2	-3.33%
NOISE	9	8	1	12.50%
ROWDY OR INCONSIDERATE BEHAV	106	99	7	7.07%
TRESPASS		2	-2	-100.00%
VEHICLE NUIS & INAPPROP VEH US	31	34	-3	-8.82%
Sum:	237	249	-12	-4.82%

ASB

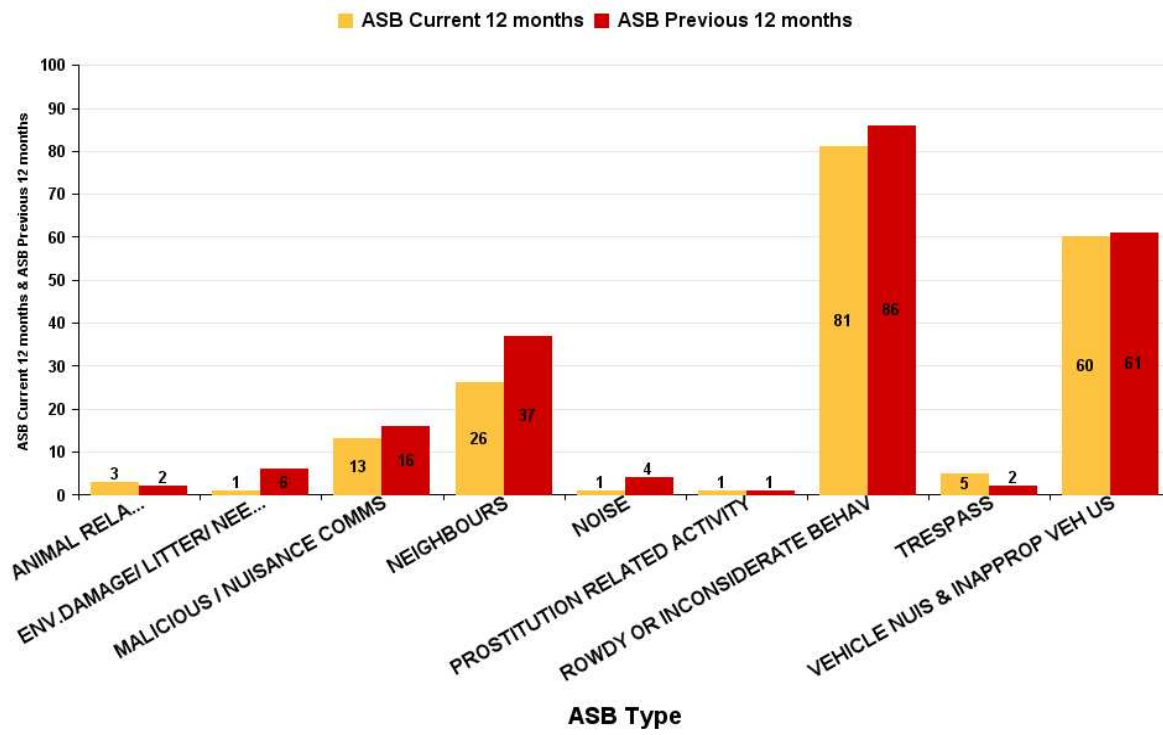
ASB Current 12 months ASB Previous 12 months



Desborough Loatland

ASB Type	Current 12 Months 2016-08 2017-07	Previous 12 Months 2015-08 2016-07	+/- Crime	% Change
ANIMAL RELATED INC ANTI-SOCIAL	3	2	1	50.00%
ENV.DAMAGE/ LITTER/ NEEDLES	1	6	-5	-83.33%
MALICIOUS / NUISANCE COMMS	13	16	-3	-18.75%
NEIGHBOURS	26	37	-11	-29.73%
NOISE	1	4	-3	-75.00%
PROSTITUTION RELATED ACTIVITY	1	1	0	0.00%
ROWDY OR INCONSIDERATE BEHAV	81	86	-5	-5.81%
TRESPASS	5	2	3	150.00%
VEHICLE NUIS & INAPPROP VEH US	60	61	-1	-1.64%
Sum:	191	215	-24	-11.16%

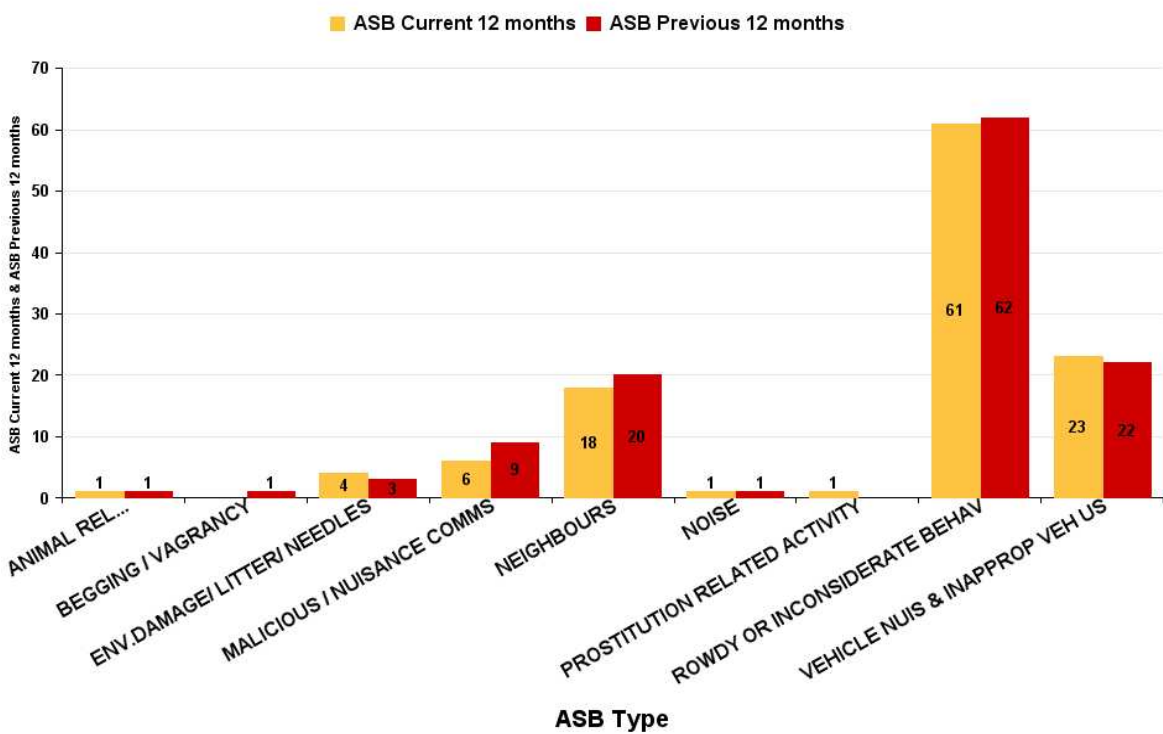
ASB



Desborough St Giles

ASB Type	Current 12 Months 2016-08 2017-07	Previous 12 Months 2015-08 2016-07	+/- Crime	% Change
ANIMAL RELATED INC ANTI-SOCIAL	1	1	0	0.00%
BEGGING / VAGRANCY		1	-1	-100.00%
ENV.DAMAGE/ LITTER/ NEEDLES	4	3	1	33.33%
MALICIOUS / NUISANCE COMMS	6	9	-3	-33.33%
NEIGHBOURS	18	20	-2	-10.00%
NOISE	1	1	0	0.00%
PROSTITUTION RELATED ACTIVITY	1		1	-100.00%
ROWDY OR INCONSIDERATE BEHAV	61	62	-1	-1.61%
VEHICLE NUIS & INAPPROP VEH US	23	22	1	4.55%
Sum:	115	119	-4	-3.36%

ASB



Rothwell

ASB Type	Current 12 Months 2016-08 2017-07	Previous 12 Months 2015-08 2016-07	+/- Crime	% Change
ANIMAL RELATED INC ANTI-SOCIAL	9	2	7	350.00%
BEGGING / VAGRANCY	2	1	1	100.00%
ENV.DAMAGE/ LITTER/ NEEDLES	6	2	4	200.00%
MALICIOUS / NUISANCE COMMS	15	18	-3	-16.67%
NEIGHBOURS	56	47	9	19.15%
NOISE	4	9	-5	-55.56%
ROWDY OR INCONSIDERATE BEHAV	140	126	14	11.11%
TRESPASS	2		2	-100.00%
VEHICLE NUIS & INAPPROP VEH US	63	63	0	0.00%
Sum:	297	268	29	10.82%

ASB

