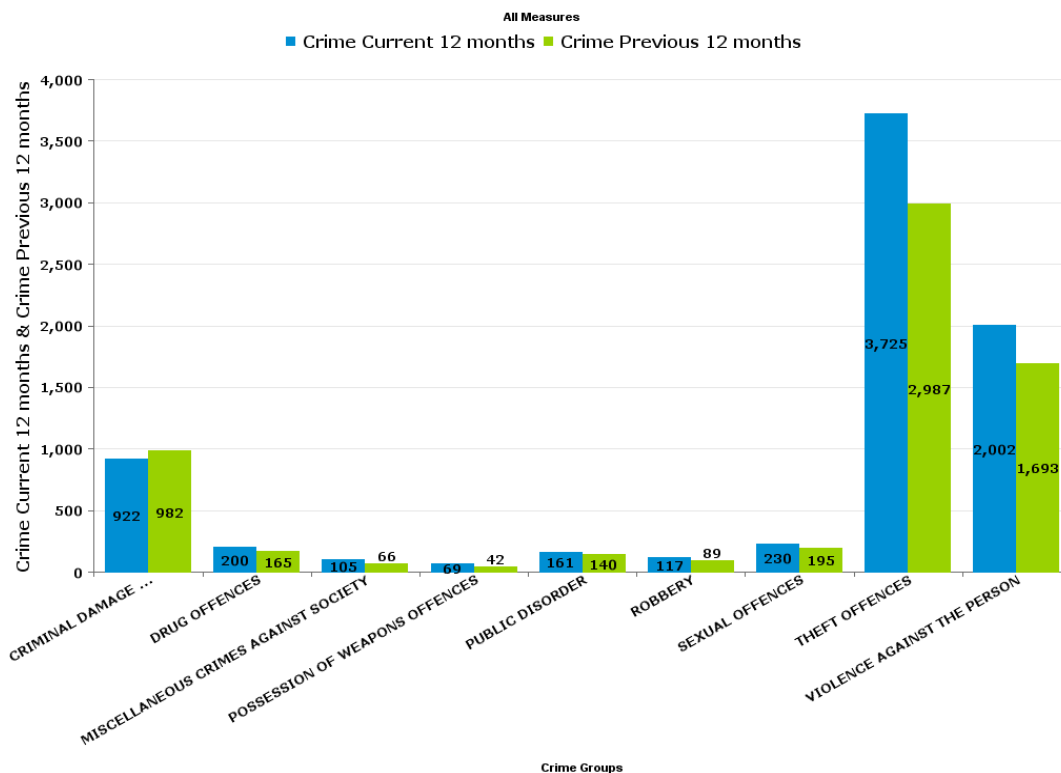


Crime Reports by CSP Sector and Ward

KETTERING BOROUGH

Crime Group	Current 12 Months 2016-06 2017-05	Previous 12 Months 2015-06 2016-05	+/- Crime	% Change	Number of resolved Crimes	Resolved Rate (past 12mths)
CRIMINAL DAMAGE & ARSON	922	982	-60	-6.11%	115	12.47%
DRUG OFFENCES	200	165	35	21.21%	172	86.00%
MISCELLANEOUS CRIMES AGAINST SOCIETY	105	66	39	59.09%	31	29.52%
POSSESSION OF WEAPONS OFFENCES	69	42	27	64.29%	43	62.32%
PUBLIC DISORDER	161	140	21	15.00%	62	38.51%
ROBBERY	117	89	28	31.46%	28	23.93%
SEXUAL OFFENCES	230	195	35	17.95%	23	10.00%
THEFT OFFENCES	3725	2987	738	24.71%	411	11.03%
VIOLENCE AGAINST THE PERSON	2002	1693	309	18.25%	379	18.93%
Sum:	7531	6359	1172	18.43%	1264	16.78%



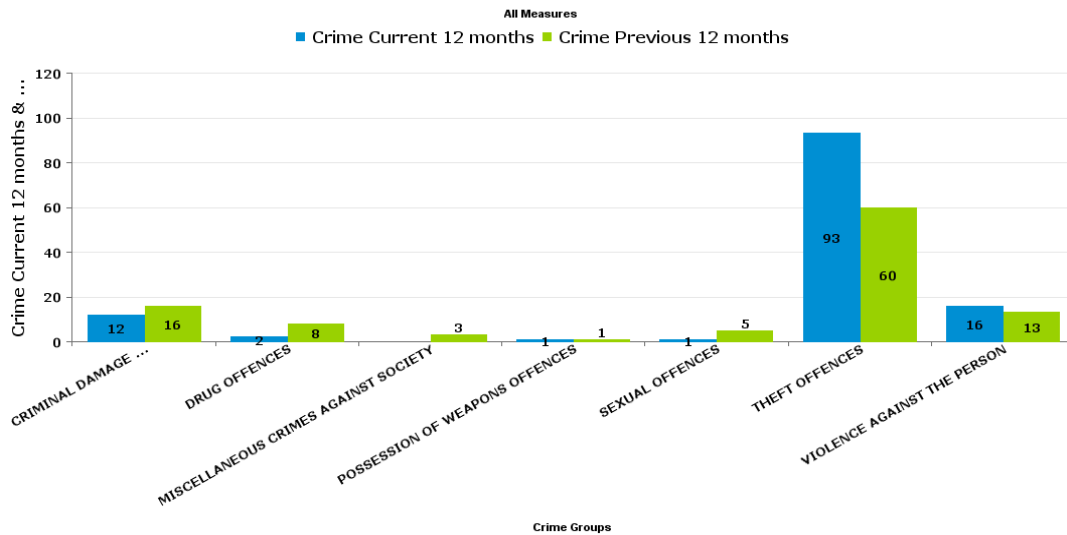
Crime Reports by CSP Sector and Ward

KETTERING RURAL

Kettering Rural

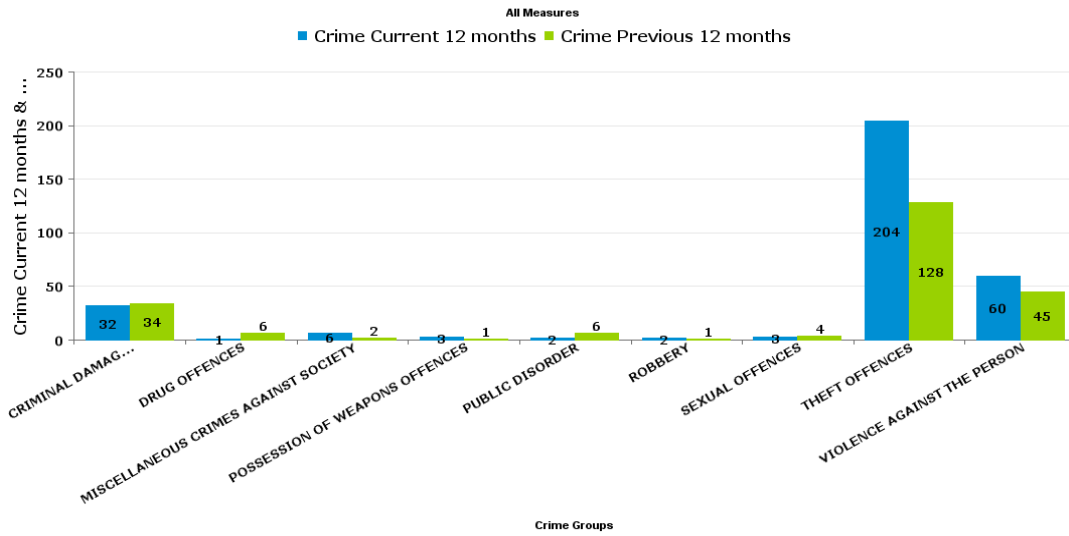
QUEEN ELEANOR AND BUCCLEUCH

Crime Group	Current 12 Months 2016-06 2017-05	Previous 12 Months 2015-06 2016-05	+/- Crime	% Change	Number of resolved Crimes	Resolved Rate (past 12mths)
CRIMINAL DAMAGE & ARSON	12	16	-4	-25.00%	2	16.67%
DRUG OFFENCES	2	8	-6	-75.00%	1	50.00%
MISCELLANEOUS CRIMES AGAINST SOCIETY		3	-3	-100.00%		
POSSESSION OF WEAPONS OFFENCES	1	1	0	0.00%		
SEXUAL OFFENCES	1	5	-4	-80.00%	1	100.00%
THEFT OFFENCES	93	60	33	55.00%	10	10.75%
VIOLENCE AGAINST THE PERSON	16	13	3	23.08%	2	12.50%
Sum:	125	106	19	17.92%	16	12.80%



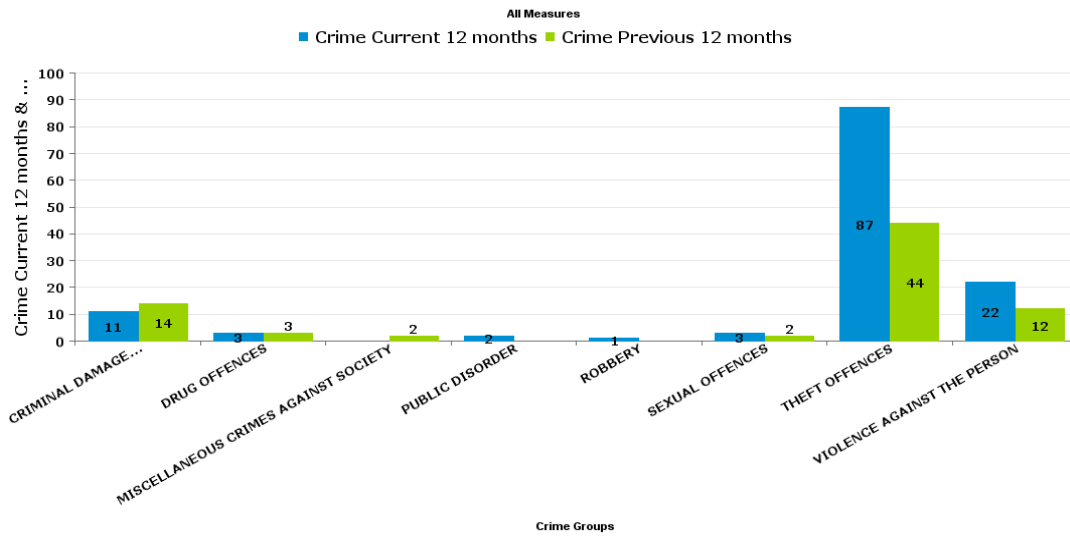
SLADE

Crime Group	Current 12 Months 2016-06 2017-05	Previous 12 Months 2015-06 2016-05	+/- Crime	% Change	Number of resolved Crimes	Resolved Rate (past 12mths)
CRIMINAL DAMAGE & ARSON	32	34	-2	-5.88%	2	6.25%
DRUG OFFENCES	1	6	-5	-83.33%	3	300.00%
MISCELLANEOUS CRIMES AGAINST SOCIETY	6	2	4	200.00%	3	50.00%
POSSESSION OF WEAPONS OFFENCES	3	1	2	200.00%		
PUBLIC DISORDER	2	6	-4	-66.67%		
ROBBERY	2	1	1	100.00%		
SEXUAL OFFENCES	3	4	-1	-25.00%	1	33.33%
THEFT OFFENCES	204	128	76	59.38%	2	0.98%
VIOLENCE AGAINST THE PERSON	60	45	15	33.33%	10	16.67%
Sum:	313	227	86	37.89%	21	6.71%



WELLAND

Crime Group	Current 12 Months 2016-06 2017-05	Previous 12 Months 2015-06 2016-05	+/- Crime	% Change	Number of resolved Crimes	Resolved Rate (past 12mths)
CRIMINAL DAMAGE & ARSON	11	14	-3	-21.43%		
DRUG OFFENCES	3	3	0	0.00%	3	100.00%
MISCELLANEOUS CRIMES AGAINST SOCIETY		2	-2	-100.00%		
PUBLIC DISORDER	2		2	-100.00%	1	50.00%
ROBBERY	1		1	-100.00%		
SEXUAL OFFENCES	3	2	1	50.00%	1	33.33%
THEFT OFFENCES	87	44	43	97.73%	1	1.15%
VIOLENCE AGAINST THE PERSON	22	12	10	83.33%	3	13.64%
Sum:	129	77	52	67.53%	9	6.98%

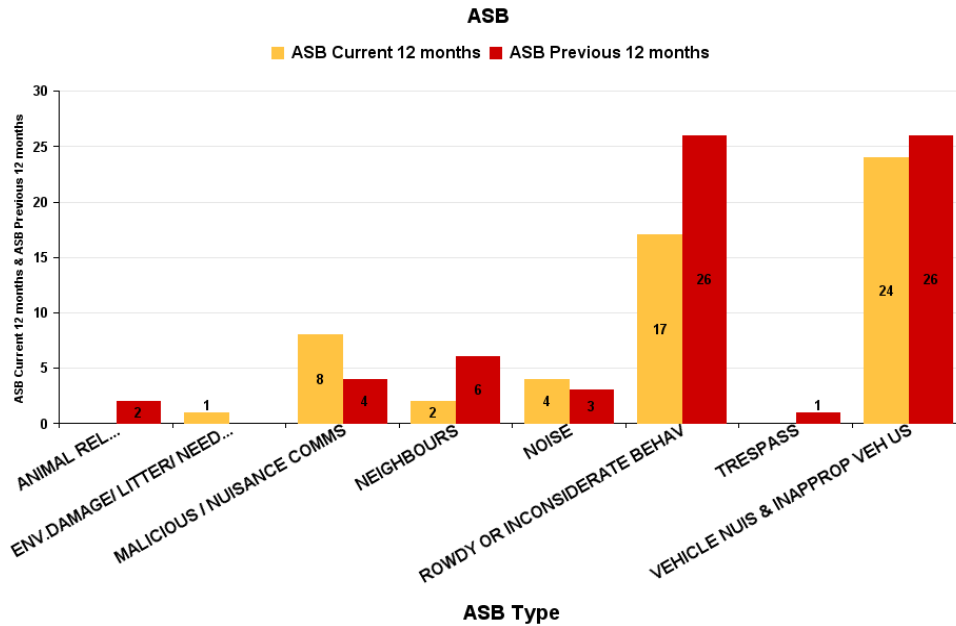


ASB Reports by CSP Sector and Ward

KETTERING RURAL

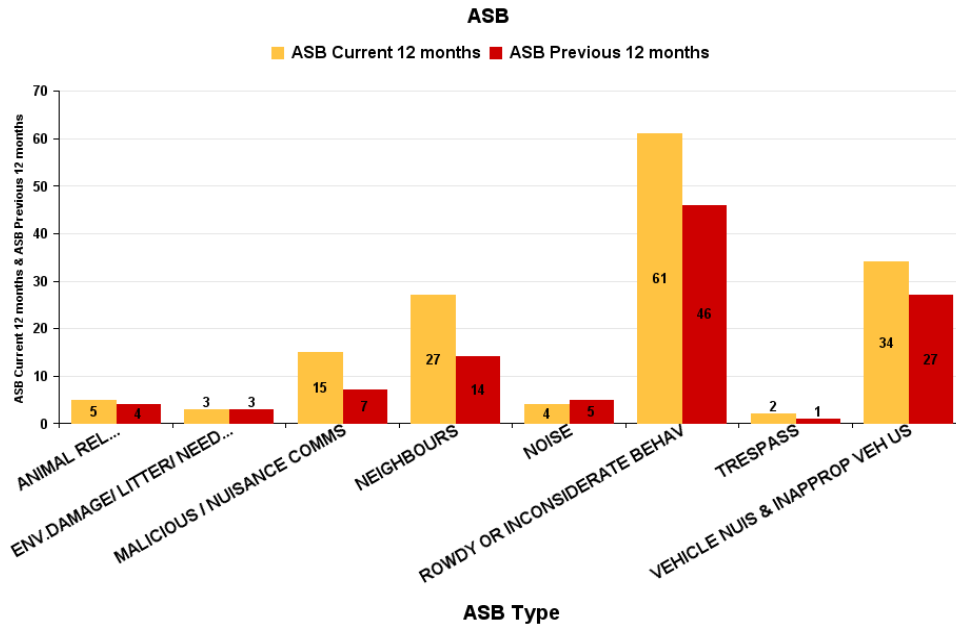
Queen Eleanor and Buccleuch

ASB Type	Current 12 Months 2016-06 2017-05	Previous 12 Months 2015-06 2016-05	+/- Crime	% Change
ANIMAL RELATED INC ANTI-SOCIAL		2	-2	-100.00%
ENV.DAMAGE/ LITTER/ NEEDLES	1		1	-100.00%
MALICIOUS / NUISANCE COMMS	8	4	4	100.00%
NEIGHBOURS	2	6	-4	-66.67%
NOISE	4	3	1	33.33%
ROWDY OR INCONSIDERATE BEHAV	17	26	-9	-34.62%
TRESPASS		1	-1	-100.00%
VEHICLE NUIS & INAPPROP VEH US	24	26	-2	-7.69%
Sum:	56	68	-12	-17.65%



Slade

ASB Type	Current 12 Months 2016-06 2017-05	Previous 12 Months 2015-06 2016-05	+/- Crime	% Change
ANIMAL RELATED INC ANTI-SOCIAL	5	4	1	25.00%
ENV.DAMAGE/ LITTER/ NEEDLES	3	3	0	0.00%
MALICIOUS / NUISANCE COMMS	15	7	8	114.29%
NEIGHBOURS	27	14	13	92.86%
NOISE	4	5	-1	-20.00%
ROWDY OR INCONSIDERATE BEHAV	61	46	15	32.61%
TRESPASS	2	1	1	100.00%
VEHICLE NUIS & INAPPROP VEH US	34	27	7	25.93%
Sum:	151	107	44	41.12%



Welland

ASB Type	Current 12 Months 2016-06 2017-05	Previous 12 Months 2015-06 2016-05	+/- Crime	% Change
ANIMAL RELATED INC ANTI-SOCIAL	4	2	2	100.00%
ENV.DAMAGE/ LITTER/ NEEDLES	4	3	1	33.33%
MALICIOUS / NUISANCE COMMS	7	2	5	250.00%
NEIGHBOURS	10	5	5	100.00%
NOISE		2	-2	-100.00%
ROWDY OR INCONSIDERATE BEHAV	11	11	0	0.00%
TRESPASS	3	2	1	50.00%
VEHICLE NUIS & INAPPROP VEH US	33	22	11	50.00%
Sum:	72	49	23	46.94%

