

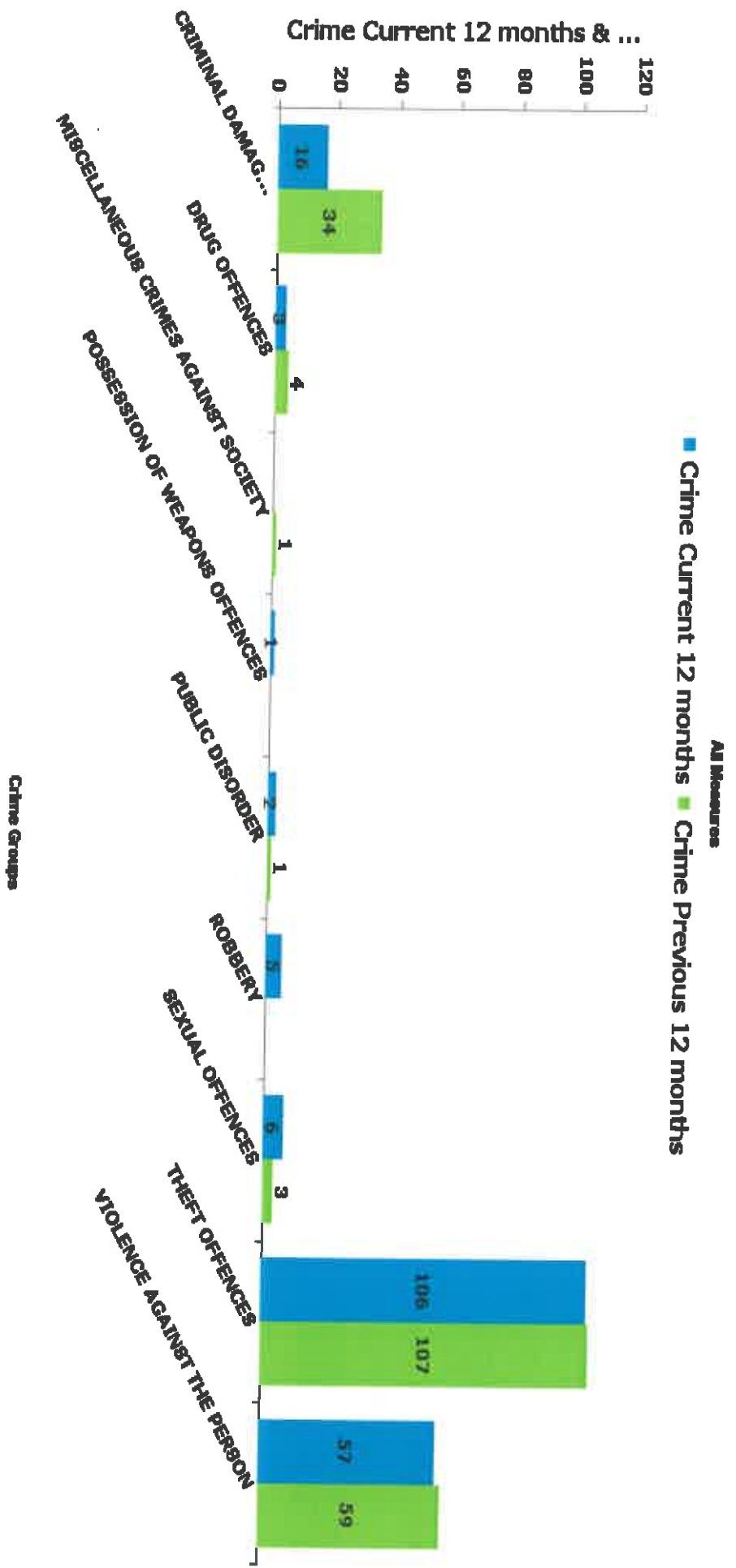
Crime Reports by CSP Sector and Ward

KETTERING

Kettering A6 Towns

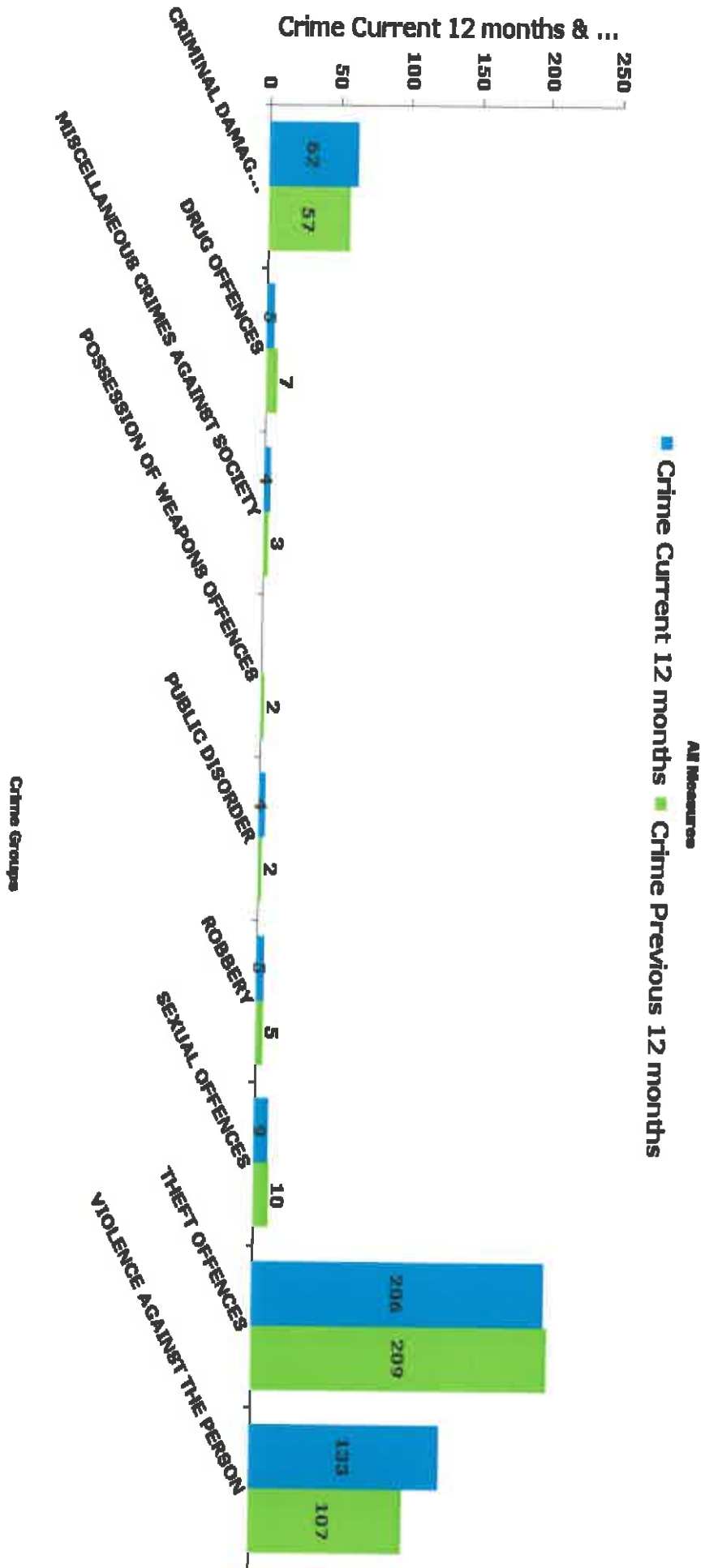
BARTON

Crime Group	Current 12 Months 2016-06 2017-05	Previous 12 Months 2015-06 2016-05	+/- Crime	% Change	Number of resolved Crimes	Resolved Rate (past 12mths)
CRIMINAL DAMAGE & ARSON	16	34	-18	-52.94%	2	12.50%
DRUG OFFENCES	3	4	-1	-25.00%	3	100.00%
MISCELLANEOUS CRIMES AGAINST SOCIETY		1	-1	-100.00%	1	
POSSESSION OF WEAPONS OFFENCES	1		1	-100.00%		
PUBLIC DISORDER	2	1	1	100.00%	1	50.00%
ROBBERY	5		5	-100.00%		
SEXUAL OFFENCES	6	3	3	100.00%		
THEFT OFFENCES	106	107	-1	-0.93%	11	10.38%
VIOLENCE AGAINST THE PERSON	57	59	-2	-3.39%	20	35.09%
Sum:	196	209	-13	-6.22%	38	19.39%



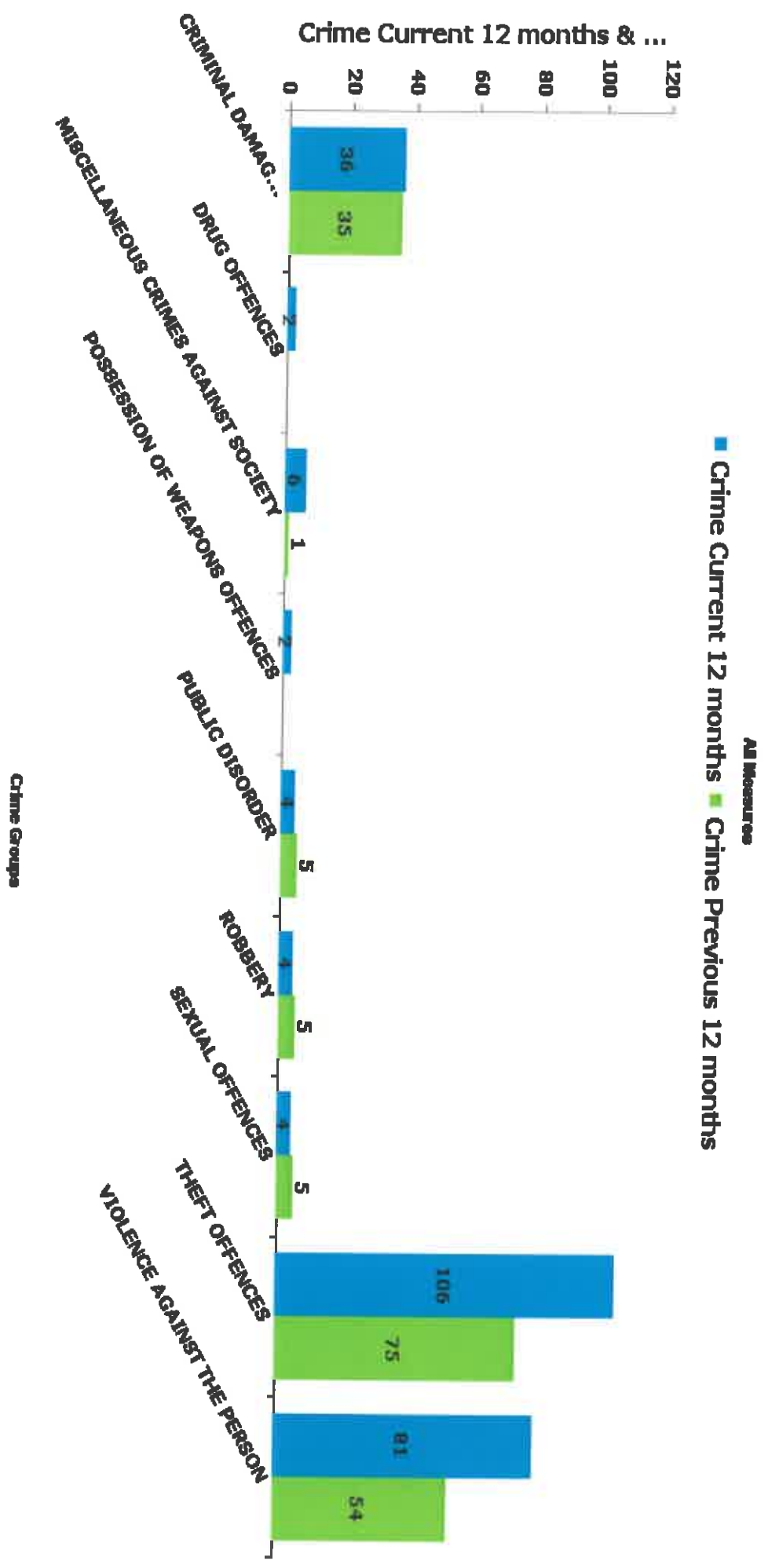
BURTON LATIMER

Crime Group	Current 12 Months 2016-06 2017-05	Previous 12 Months 2015-06 2016-05	+/- Crime	% Change	Number of resolved Crimes	Resolved Rate (past 12mths)
CRIMINAL DAMAGE & ARSON	62	57	5	8.77%	7	11.29%
DRUG OFFENCES	5	7	-2	-28.57%	2	40.00%
MISCELLANEOUS CRIMES AGAINST SOCIETY	4	3	1	33.33%		
POSSESSION OF WEAPONS OFFENCES		2	-2	-100.00%		
PUBLIC DISORDER	4	2	2	100.00%	1	25.00%
ROBBERY	5	5	0	0.00%	1	20.00%
SEXUAL OFFENCES	9	10	-1	-10.00%		
THEFT OFFENCES	206	209	-3	-1.44%	21	10.19%
VIOLENCE AGAINST THE PERSON	133	107	26	24.30%	22	16.54%
Sum:	428	402	26	6.47%	54	12.62%



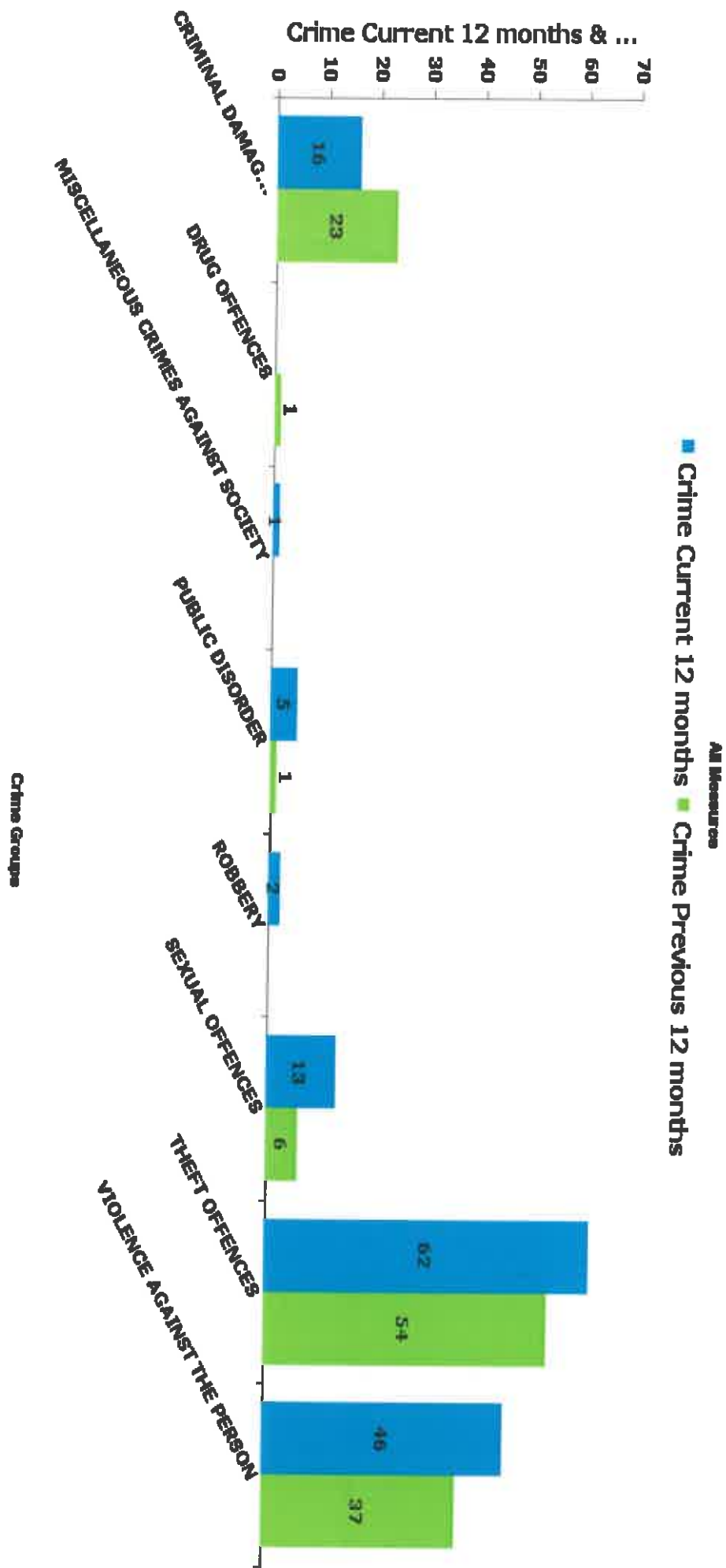
DESBOROUGH LOATLAND

Crime Group	Current 12 Months 2016-06 2017-05	Previous 12 Months 2015-06 2016-05	+/- Crime	% Change	Number of resolved crimes	Resolved Rate (past 12mths)
CRIMINAL DAMAGE & ARSON	36	35	1	2.86%	6	16.67%
DRUG OFFENCES	2		2	-100.00%	2	100.00%
MISCELLANEOUS CRIMES AGAINST SOCIETY	6	1	5	500.00%		
POSSESSION OF WEAPONS OFFENCES	2		2	-100.00%		
PUBLIC DISORDER	4	5	-1	-20.00%	2	50.00%
ROBBERY	4	5	-1	-20.00%		
SEXUAL OFFENCES	4	5	-1	-20.00%	3	75.00%
THEFT OFFENCES	106	75	31	41.33%	3	2.83%
VIOLENCE AGAINST THE PERSON	81	54	27	50.00%	10	12.35%
Sum:	245	180	65	36.11%	26	10.61%



DESBOROUGH ST GILES

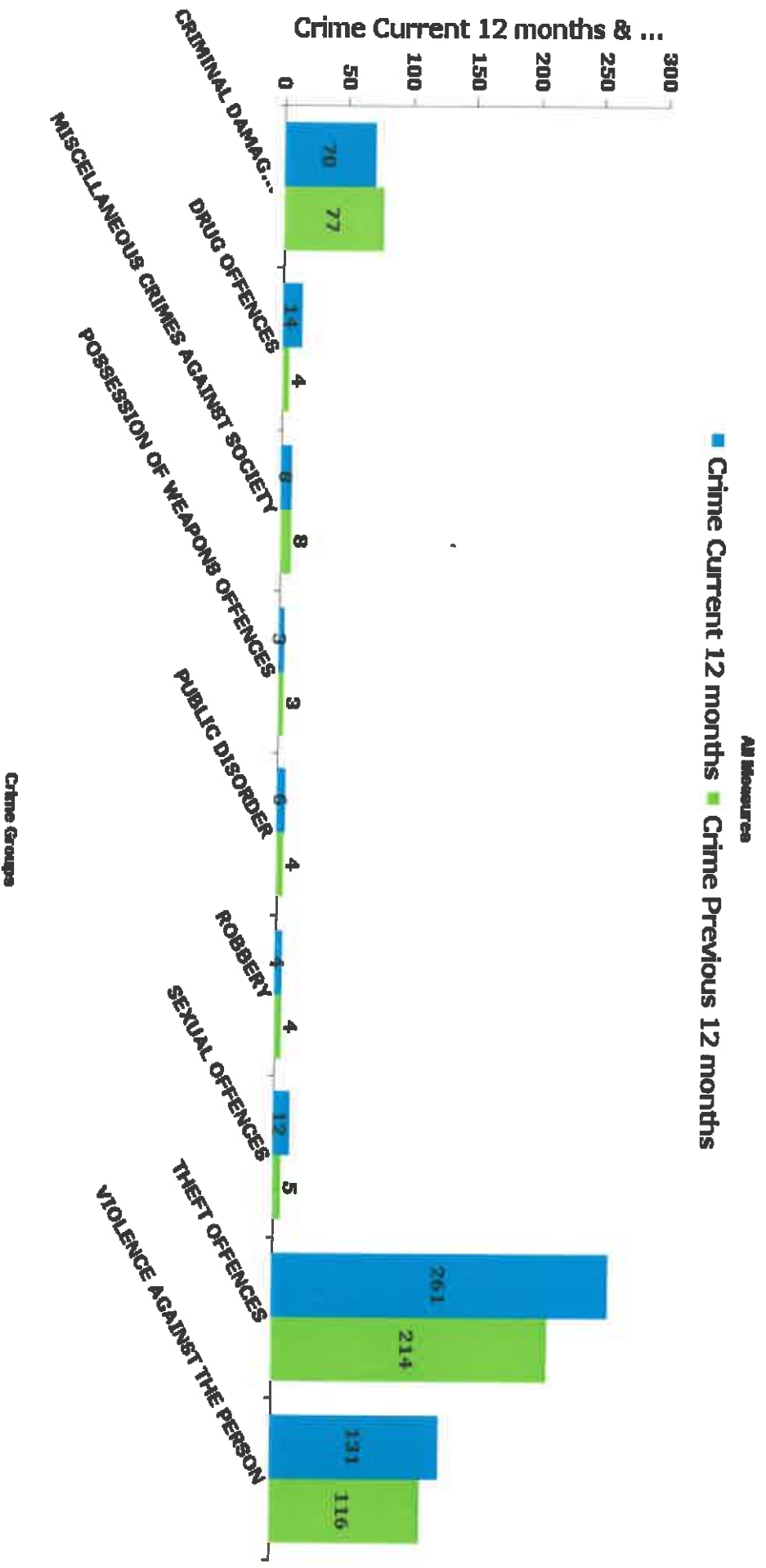
Crime Group	Current 12 Months 2016-06 2017-05	Previous 12 Months 2015-06 2016-05	+/- Crime	% Change	Number of resolved Crimes	Resolved Rate (past 12mths)
CRIMINAL DAMAGE & ARSON	16	23	-7	-30.43%	3	18.75%
DRUG OFFENCES		1	-1	-100.00%		
MISCELLANEOUS CRIMES AGAINST SOCIETY	1		1	-100.00%	1	100.00%
PUBLIC DISORDER	5	1	4	400.00%	1	20.00%
ROBBERY	2		2	-100.00%		
SEXUAL OFFENCES	13	6	7	116.67%		
THEFT OFFENCES	62	54	8	14.81%	4	6.45%
VIOLENCE AGAINST THE PERSON	46	37	9	24.32%	8	17.39%
Sum:	145	122	23	18.85%	17	11.72%



ROTHWELL

Crime Group	Current 12 Months 2016-06 2017-05	Previous 12 Months 2015-06 2016-05	+/- Crime	% Change	Number of resolved Crimes	Resolved Rate (past 12mths)
CRIMINAL DAMAGE & ARSON	70	77	-7	-9.09%	5	7.14%
DRUG OFFENCES	14	4	10	250.00%	11	78.57%
MISCELLANEOUS CRIMES AGAINST SOCIETY	8	8	0	0.00%	3	37.50%
POSSESSION OF WEAPONS OFFENCES	3	3	0	0.00%	2	66.67%
PUBLIC DISORDER	6	4	2	50.00%	1	16.67%
ROBBERY	4	4	0	0.00%	2	50.00%
SEXUAL OFFENCES	12	5	7	140.00%	2	16.67%
THEFT OFFENCES	261	214	47	21.96%	18	6.90%
VIOLENCE AGAINST THE PERSON	131	116	15	12.93%	26	19.85%

Sum:	509	435	74	17.01%	70	13.75%
-------------	------------	------------	-----------	---------------	-----------	---------------

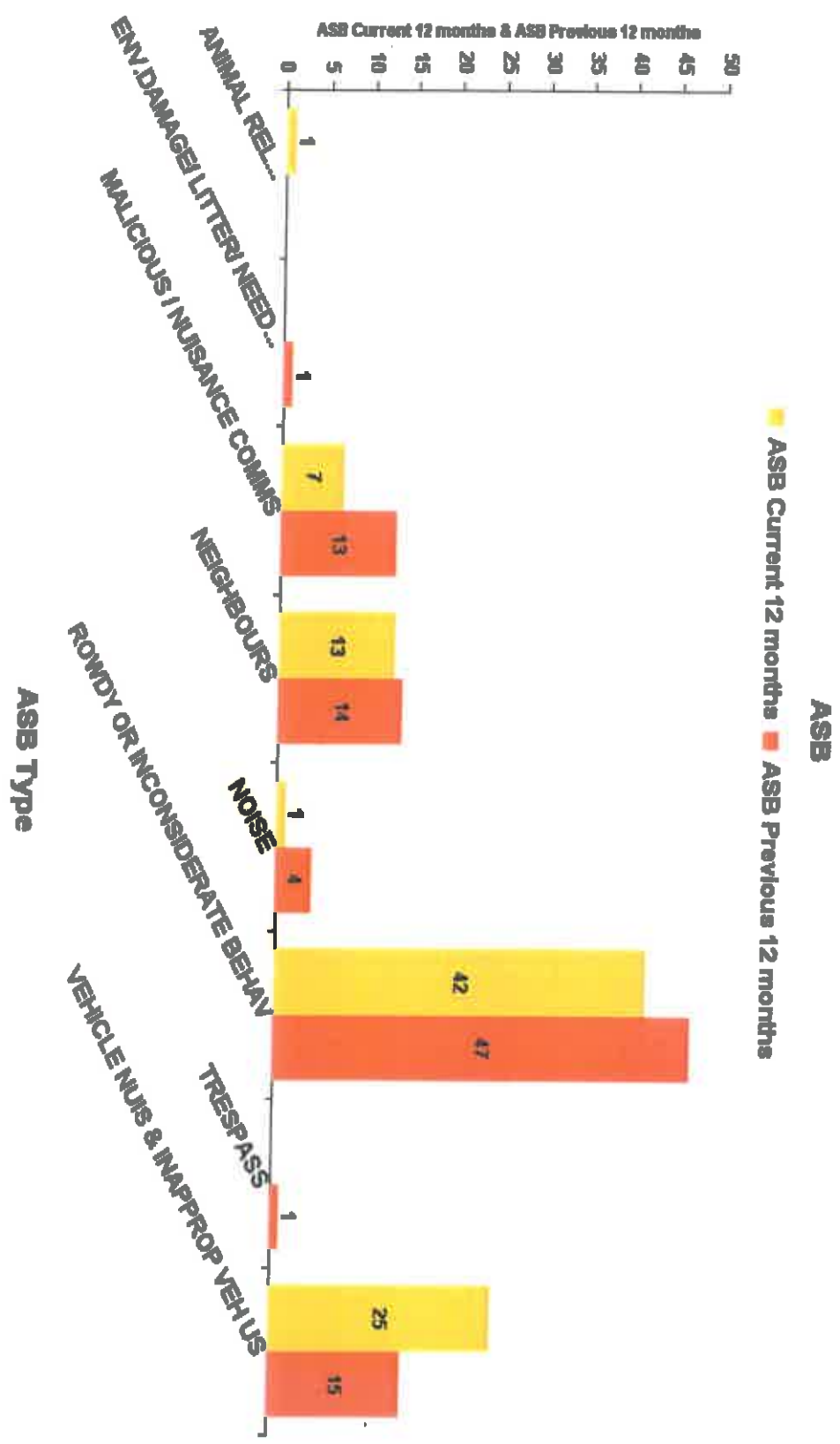


ASB Reports by CSP Sector and Ward

KETTERING

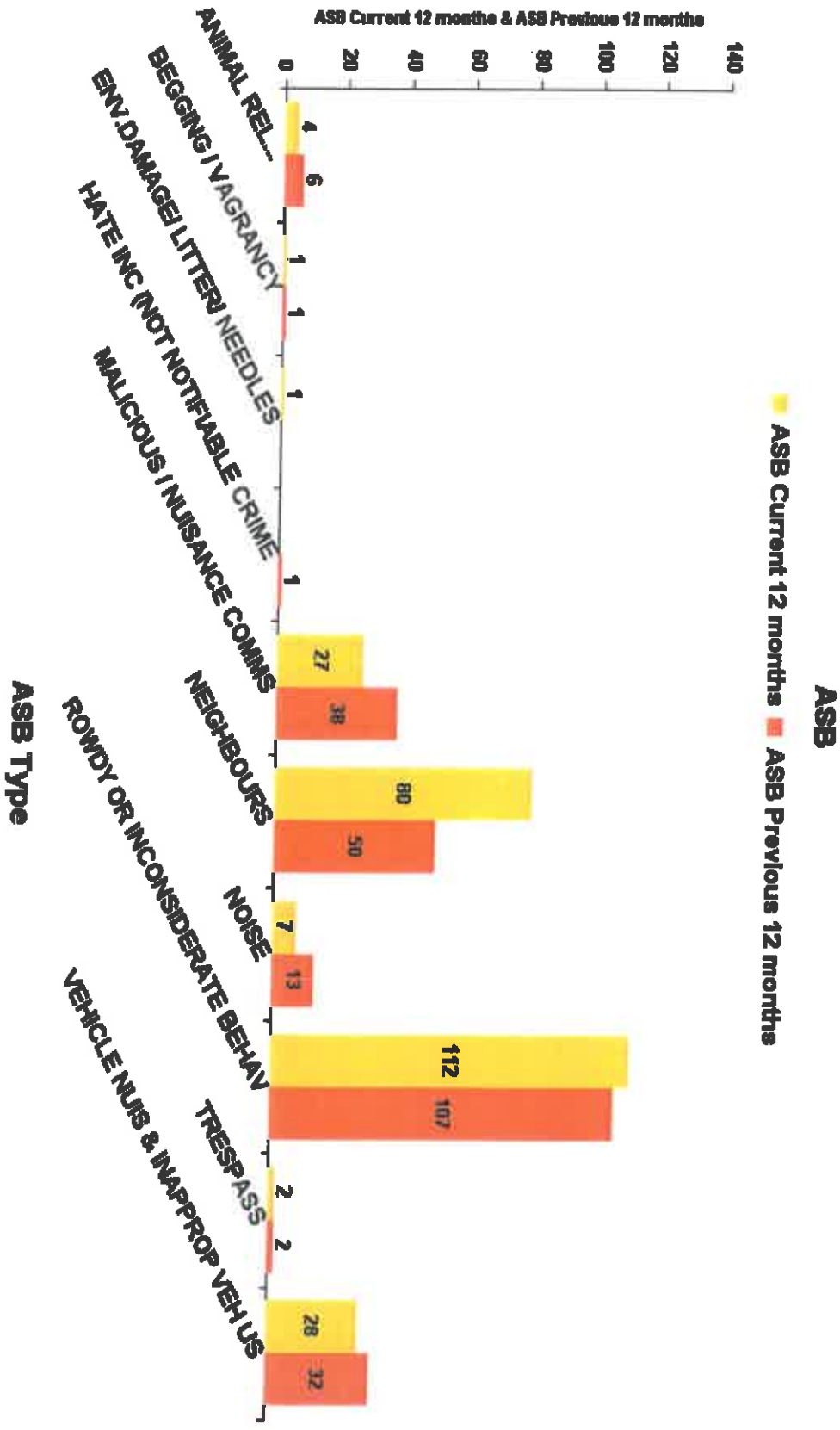
Barton

ASB Type	Current 12 Months 2016-06 2017-05	Previous 12 Months 2015-06 2016-05	+/- Crime	% Change
ANIMAL RELATED INC ANTI-SOCIAL	1		1	-100.00%
ENV.DAMAGE/ LITTER/ NEEDLES		1	-1	-100.00%
MALICIOUS / NUISANCE COMMS	7	13	-6	-46.15%
NEIGHBOURS	13	14	-1	-7.14%
NOISE	1	4	-3	-75.00%
ROWDY OR INCONSIDERATE BEHAV	42	47	-5	-10.64%
TRESPASS		1	-1	-100.00%
VEHICLE NUIS & INAPPROP VEH US	25	15	10	66.67%
Sum:	89	95	-6	-6.32%



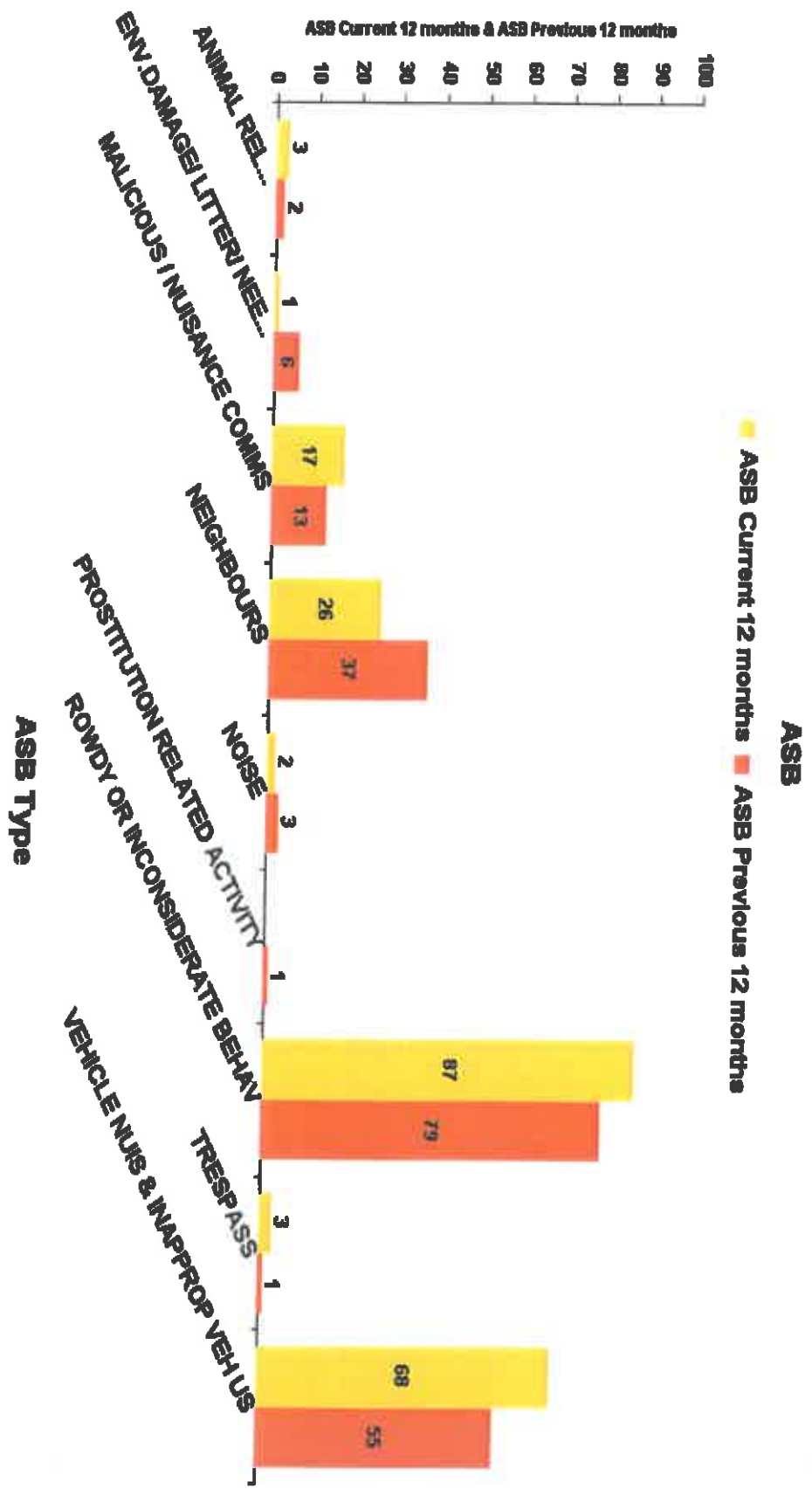
Burton Latimer

ASB Type	Current 12 Months 2016-06 2017-05	Previous 12 Months 2015-06 2016-05	+/- Crime	% Change
ANIMAL RELATED INC ANTI-SOCIAL	4	6	-2	-33.33%
BEGGING / VAGRANCY	1	1	0	0.00%
ENV.DAMAGE/ LITTER/ NEEDLES	1		1	-100.00%
HATE INC (NOT NOTIFIABLE CRIME		1	-1	-100.00%
MALICIOUS / NUISANCE COMMS	27	38	-11	-28.95%
NEIGHBOURS	80	50	30	60.00%
NOISE	7	13	-6	-46.15%
ROWDY OR INCONSIDERATE BEHAV	112	107	5	4.67%
TRESPASS	2	2	0	0.00%
VEHICLE NUIS & INAPPROP VEH US	28	32	-4	-12.50%
Sum:	262	250	12	4.80%



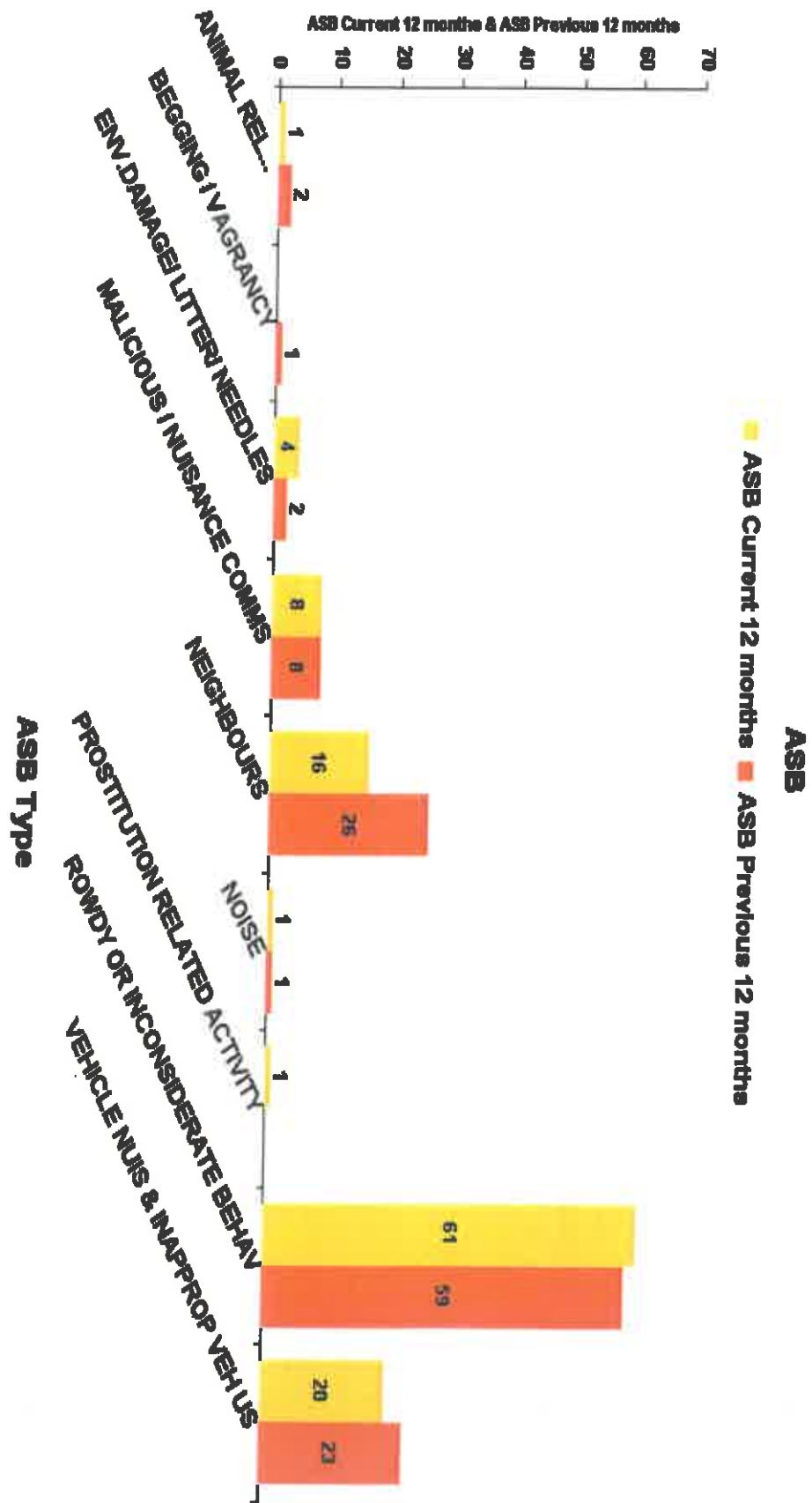
Desborough Loatland

ASB Type	Current 12 Months 2016-06 2017-05	Previous 12 Months 2015-06 2016-05	+/- Crime	% Change
ANIMAL RELATED INC ANTI-SOCIAL	3	2	1	50.00%
ENV.DAMAGE/ LITTER/ NEEDLES	1	6	-5	-83.33%
MALICIOUS / NUISANCE COMMS	17	13	4	30.77%
NEIGHBOURS	26	37	-11	-29.73%
NOISE	2	3	-1	-33.33%
PROSTITUTION RELATED ACTIVITY		1	-1	-100.00%
ROWDY OR INCONSIDERATE BEHAV	87	79	8	10.13%
TRESPASS	3	1	2	200.00%
VEHICLE NUIS & INAPPROP VEH US	68	55	13	23.64%
Sum:	207	197	10	5.08%



Desborough St Giles

ASB Type	Current 12 Months 2016-06 2017-05	Previous 12 Months 2015-06 2016-05	+/- Crime	% Change
ANIMAL RELATED INC ANTI-SOCIAL	1	2	-1	-50.00%
BEGGING / VAGRANCY		1	-1	-100.00%
ENV.DAMAGE/ LITTER/ NEEDLES	4	2	2	100.00%
MALICIOUS / NUISANCE COMMS	8	8	0	0.00%
NEIGHBOURS	16	26	-10	-38.46%
NOISE	1	1	0	0.00%
PROSTITUTION RELATED ACTIVITY	1		1	-100.00%
ROWDY OR INCONSIDERATE BEHAV	61	59	2	3.39%
VEHICLE NUIS & INAPPROP VEH US	20	23	-3	-13.04%
Sum:	112	122	-10	-8.20%



Rothwell

ASB Type	Current 12 Months 2016-06 2017-05	Previous 12 Months 2015-06 2016-05	+/- Crime	% Change
ANIMAL RELATED INC ANTI-SOCIAL	6	3	3	100.00%
BEGGING / VAGRANCY	1	1	0	0.00%
ENV.DAMAGE/ LITTER/ NEEDLES	3	2	1	50.00%
MALICIOUS / NUISANCE COMMS	14	25	-11	-44.00%
NEIGHBOURS	58	41	17	41.46%
NOISE	2	10	-8	-80.00%
ROWDY OR INCONSIDERATE BEHAV	138	121	17	14.05%
TRESPASS	2		2	-100.00%
VEHICLE NUIS & INAPPROP VEH US	65	58	7	12.07%
Sum:	289	261	28	10.73%

